



AGENDA
BOARD OF EDUCATION – MOKENA SCHOOL DISTRICT 159
SPECIAL MEETING
Board Room
Mokena Elementary School
11244 Willowcrest Lane
Mokena, IL 60448
May 12, 2025
8:15 PM

| | |
|--|----|
| I. ROLL CALL | |
| II. PLEDGE OF ALLEGIANCE | |
| III. PUBLIC COMMUNICATION | |
| IV. PRESENTATION | |
| A. Amended Budget FY25 | 2 |
| V. ACTION ITEM | |
| A. Approval of Tentative Amended Budget FY25 | 21 |
| VI. ADJOURNMENT | |



Amended Budget Fiscal Year 2024-2025

Finance Committee
May 12, 2025



Tentative Amended Budget FY25 - Timeline

- April 16, 2025 Information Item to Board of Education
- May 12, 2024 Board approval of tentative Amended Budget FY25
- Tentative Amended Budget FY25 is put on display for 30 days and is subject to CHANGE based on feedback and new data that becomes available
- Tentative Budget is added to website
- Budget hearing is set for June 18, 2025 Board Meeting
- Board holds Public Hearing and gives an opportunity for Public Input
- Board approves final Amended Budget FY25
- Amended Budget FY25 is filed with Will County ROE and Clerk
- Amended Budget FY25 is submitted to ISBE



Mokena Board Policy 4:20 Fund Balance

Fund Balance target has historically been year-end average fund balance to expense ratio of no less than the range of 33% to 65%.

4

4:20 Fund Balances

The Superintendent or designee shall maintain fund balances adequate to ensure the District's ability to maintain levels of service and pay its obligations in a prompt manner in spite of unforeseen events or unexpected expenses. The Superintendent shall inform the Board whenever it should discuss drawing upon its reserves or borrowing money.

The School District seeks to maintain a year-end average fund balance to no less than the range of 33-65 percent of the annual expenditures in the operating funds (Education, Operations & Maintenance, Transportation, and Working Cash). In the event that the year-end average fund balance falls outside of this range, the Superintendent or designee shall provide the Board with an explanatory report detailing plans for operating outside the established range and a timeline for returning within this range. For example, implementing a curriculum or technology improvement plan, or saving for a significant capital improvement project.



Financial Profile Score - ISBE

Financial Profile Score History
Source: Annual Financial Reports

Profile Score Metric

LT DBT - Percent of Long-Term Debt Margin Remaining

ST DBT - Percent of Short-Term Borrowing Remaining

CASH - Days Cash on Hand

EXP REV - Expenditures to Revenue Ratio

FND BAL - Fund Balance to Revenue Ratio

Score

3

4

7

8





Budget FY25 Revenue Highlights

- EBF increase of \$27,931
- Elevating Educators SPED Grant \$105,000
- Title 1 decrease
- Local Revenue Increase limited by PTELL
 - CPI for 2023 was 5% funds 51% of FY24 and 49% of FY25
 - CPI for 2024 will be 3.4% - funds 51% of FY25
- Increase in Transportation Revenue through the state reimbursement Claim



Budget FY25 Expense Highlights

- All Collective Bargaining Agreements
 - Salary and Benefits
 - Addition of MES Social Worker
 - Addition of STAR Classroom
- Contractual Obligations
 - Student Services - Contracts
 - Student Services - Coordinators
 - Outsourced Company - Alpha Maintenance Contract Fund 20
 - Purchased Services - Object 300 in budget
- 1st Grade and 5th Grade Chromebook Refresh
- Curriculum, Textbook and Workbooks
- Capital Plan Expenditures for 1M over revenue - purposeful spenddown
- Purchase of 2 School Buses
 - Buses Supported through Working Cash Issuance



Budget to Amended Difference

- Significant line item changes from Original Budget to Amended Budget due to the process in the original budget adoption rolling back to the tentative budget from the proposed budget at the budget hearing
- State funding, grant funding approvals, and multiple data points become available after the tentative budget is approved and prior to the final budget being presented
- Amended Budget is required if there is a 10% increase in expenses in any one fund
- Amended Budget gives greater transparency on District Financials
- Total Difference between original budget and amended budget based on change to original budget expenses is 1.16%



Tentative Budget FY25 Summary

| Budget Fiscal Year 2025 TENTATIVE | UN Audited Beginning Fund Balance | Revenue | Expenses | Over/Under | Ending Fund Balance | Percentage of balance to annual expenditures |
|---|---|----------------------|----------------------|-----------------------|------------------------|---|
| EDUCATION FUND | 9,351,955 | 19,020,345 | 19,571,332 | (550,987) | 8,800,968 | 45% |
| OPERATIONS & MAINTENANCE | 933,935 | 2,229,918 | 2,301,236 | (71,318) | 862,617 | 37% |
| O&M Referendum Money | 1,063,434 | 2,088,788 | 3,201,221 | (1,112,433) | (48,999) | -2% |
| BOND & INTEREST FUND | 548,082 | 580,335 | 554,398 | 25,937 | 574,019 | 9 104% |
| TRANSPORTATION FUND | 539,106 | 1,384,459 | 1,401,325 | (16,866) | 522,240 | 37% |
| IMRF/SOCIAL SECURITY FUND | 427,833 | 422,033 | 598,710 | (176,677) | 251,156 | 42% |
| SITE AND CONSTRUCTION/CAPITAL | - | - | - | - | 0 | |
| New Construction | - | - | - | - | 0 | |
| WORKING CASH FUND | 3,139,773 | 479,792 | 244,500 | 235,292 | 3,375,065 | 1380% |
| TORT FUND | 22,525 | 1,625 | 10,000 | (8,375) | 14,150 | 142% |
| LIFE SAFETY FUND | 803 | - | 1 | (1) | 802 | 802% |
| Totals: | 16,027,446 | \$ 26,207,295 | \$ 27,882,723 | \$ (1,675,428) | 14,352,018 | 51% |
| Operating Funds 10, 20, 40, 50, 70 and 80 | 13,964,769 | 23,114,514 | 27,328,324 | | 13,812,046 | 51% |



Tentative Amended Budget FY25 Summary

| Amended Budget Fiscal Year 2025 Tentative | Audited Beginning Fund Balance | Revenue | Expenses | Over/Under | Ending Fund Balance | Percentage of balance to annual expenditures |
|---|--------------------------------|----------------------|----------------------|-----------------------|---------------------|--|
| EDUCATION FUND | 9,351,955 | 19,494,664 | 20,339,435 | (844,771) | 8,507,184 | 42% |
| OPERATIONS & MAINTENANCE | 933,935 | 2,278,285 | 2,299,071 | (20,786) | 913,149 | 40% |
| O&M Referendum Money | 1,063,434 | 2,183,038 | 3,271,260 | (1,088,222) | (24,788) | -1% |
| BOND & INTEREST FUND | 548,082 | 580,335 | 563,607 | 16,728 | 564,810 | 100% |
| TRANSPORTATION FUND | 539,106 | 1,496,112 | 1,555,932 | (59,820) | 479,286 | 31% |
| IMRF/SOCIAL SECURITY FUND | 427,833 | 422,033 | 624,272 | (202,239) | 225,594 | 36% |
| SITE AND CONSTRUCTION/CAPITAL | - | - | - | - | 0 | |
| New Construction | - | - | - | - | 0 | |
| WORKING CASH FUND | 3,139,773 | 479,792 | 244,500 | 235,292 | 3,375,065 | 1380% |
| TORT FUND | 22,525 | 2,525 | 1 | 2,524 | 25,049 | 2504900% |
| LIFE SAFETY FUND | 803 | - | 1 | (1) | 802 | 802% |
| Totals: | 16,027,446 | \$ 26,936,784 | \$ 28,898,079 | \$ (1,961,295) | 14,066,151 | 49% |



Budget to Amended Difference

| Budget Fiscal Year 2025 | Audited Beginning Fund Balance | Revenue | Amemded | Difference | Expenses | Amended | Difference | Ending Fund Balance | Amended | Difference |
|-----------------------------------|--------------------------------------|---------------|---------------|------------|---------------|---------------|------------|------------------------|------------|------------|
| EDUCATION FUND | 9,351,955 | 19,020,345 | 19,494,664 | 474,319 | 19,571,332 | 20,339,435 | 768,103 | 8,800,968 | 8,507,184 | (293,784) |
| OPERATIONS & MAINTENANCE | 933,935 | 2,229,918 | 2,278,285 | 48,367 | 2,301,236 | 2,299,071 | (2,165) | 862,617 | 913,149 | 50,532 |
| O&M Referendum Money | 1,063,434 | 2,088,788 | 2,183,038 | 94,250 | 3,201,221 | 3,271,260 | 70,039 | (48,999) | (24,788) | 24,211 |
| BOND & INTEREST FUND | 548,082 | 580,335 | 580,335 | - | 554,398 | 563,607 | 9,209 | 574,019 | 564,810 | 11 (9,209) |
| TRANSPORTATION FUND | 539,106 | 1,384,459 | 1,496,112 | 111,653 | 1,401,325 | 1,555,932 | 154,607 | 522,240 | 479,286 | (42,954) |
| IMRF/SOCIAL SECURITY FUND | 427,833 | 422,033 | 422,033 | - | 598,710 | 624,272 | 25,562 | 251,156 | 225,594 | (25,562) |
| SITE AND CONSTRUCTION/CAPITAL | - | - | - | - | - | - | - | 0 | 0 | 0 |
| New Construction | - | - | - | - | - | - | - | 0 | 0 | 0 |
| WORKING CASH FUND | 3,139,773 | 479,792 | 479,792 | - | 244,500 | 244,500 | - | 3,375,065 | 3,375,065 | 0 |
| TORT FUND | 22,525 | 1,625 | 2,525 | 900 | 10,000 | 1 | (9,999) | 25,049 | 25,049 | 0 |
| LIFE SAFETY FUND | 803 | - | - | - | 1 | 1 | - | 802 | 802 | 0 |
| Totals: | 16,027,446 | \$ 26,207,295 | \$ 26,936,784 | 729,489 | \$ 27,882,723 | \$ 28,898,079 | 1,015,356 | 14,352,018 | 14,675,436 | 323,418 |
| Percent Change to Original Budget | | | | 2.78% | | | 3.64% | | | 1.16% |



Budget to Amended Difference

- Red signifies lower fund balance change
- Black indicates a higher fund balance change
- Education Fund increase of **-1.5%** of change to original budget expenses
 - Increase of \$474,319 Revenue
 - increase in title 1
 - increase in title IIA
 - increase in IDEA Preschool
 - increase in IDEA Flow Through
 - increase in IDEA Room & Board
 - Increase of \$768,103 Expenses
 - increase in LWSEC 843 Coop Tuition
 - Coop Tuition
 - increase in ESY
 - Private Facility Tuition
 - Residential Tuition

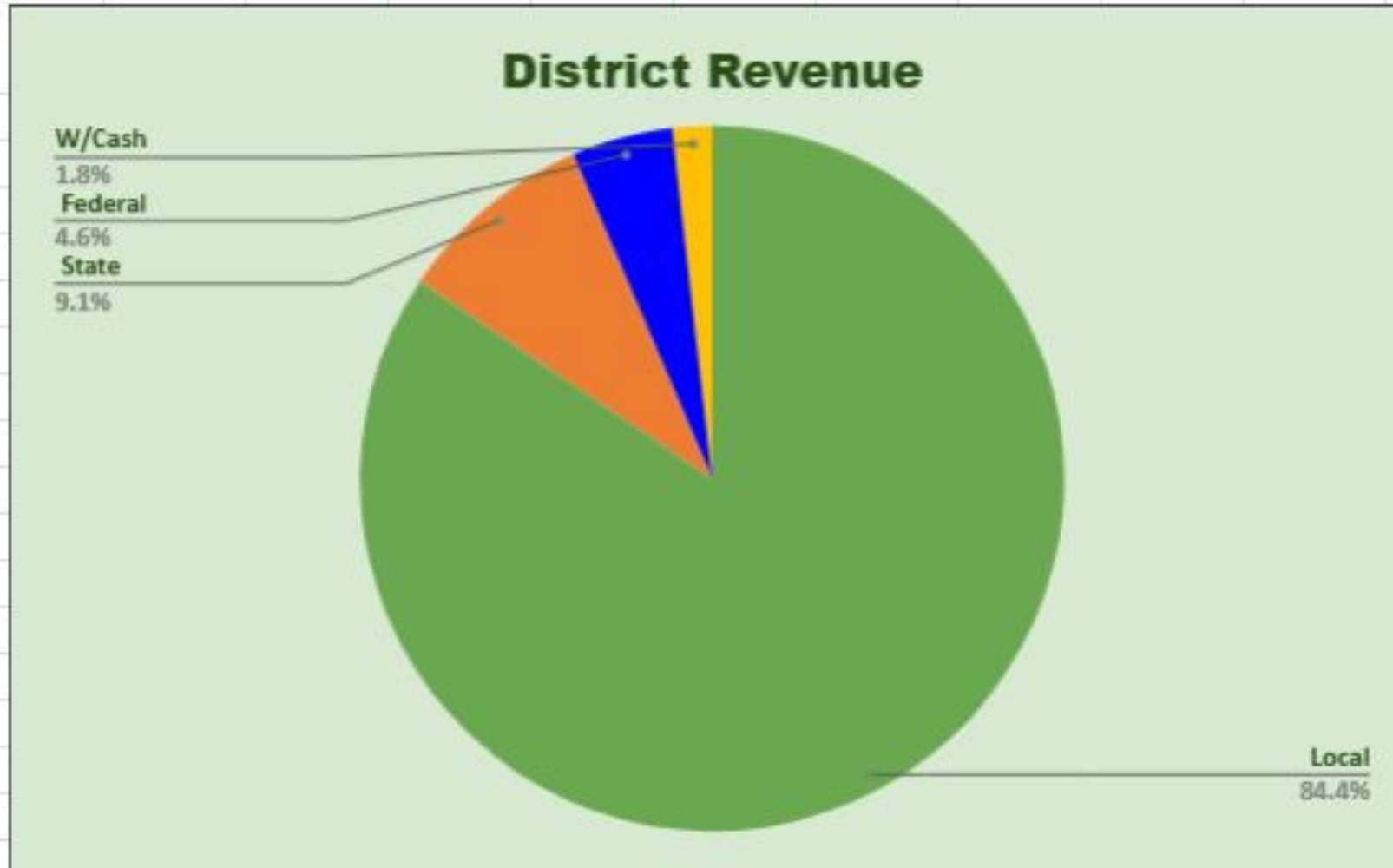


Budget to Amended Difference

- O&M Fund 20 change of 2.20%
 - Increase in interest earned
 - Com Ed incentive check received
 - Maintenance Grant award
- O&M Fund 21 change of 0.76%
- Transportation Fund change of -3.07%
 - Repair to Fire Panel of Bus Barn \$27,000
 - Increase of Special Education contract by \$100,000
- IMRF/SS Fund change of -4.27%
 - Additional Staff
 - Line item adjustments totally \$25,562



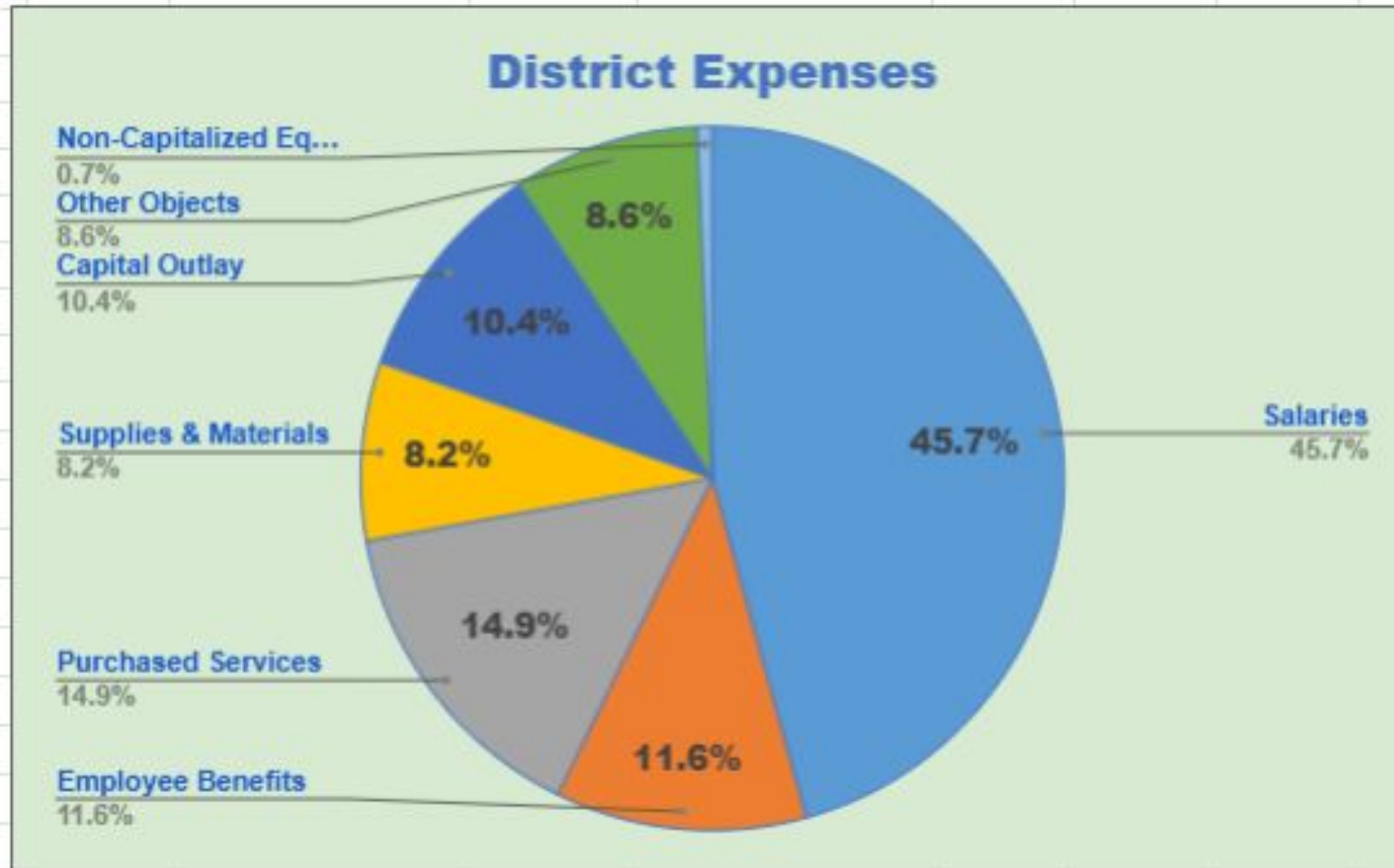
Where does our money come from?



| | | |
|---------|-------|------------|
| Local | 84.4% | 22,746,525 |
| State | 9.1% | 2,451,253 |
| Federal | 4.6% | 1,250,006 |
| W/Cash | 1.8% | 489,000 |
| Total | 1.00 | 26,936,784 |



Where does our money go?



| Object Code | | Total By Object |
|---------------------------|-------|-----------------|
| Salaries | 45.7% | 13,197,449 |
| Employee Benefits | 11.6% | 3,339,568 |
| Purchased Services | 14.9% | 4,305,289 |
| Supplies & Materials | 8.2% | 2,365,854 |
| Capital Outlay | 10.4% | 3,002,150 |
| Other Objects | 8.6% | 2,478,053 |
| Non-Capitalized Equipment | 0.7% | 200,506 |
| | 100% | 28,888,869 |

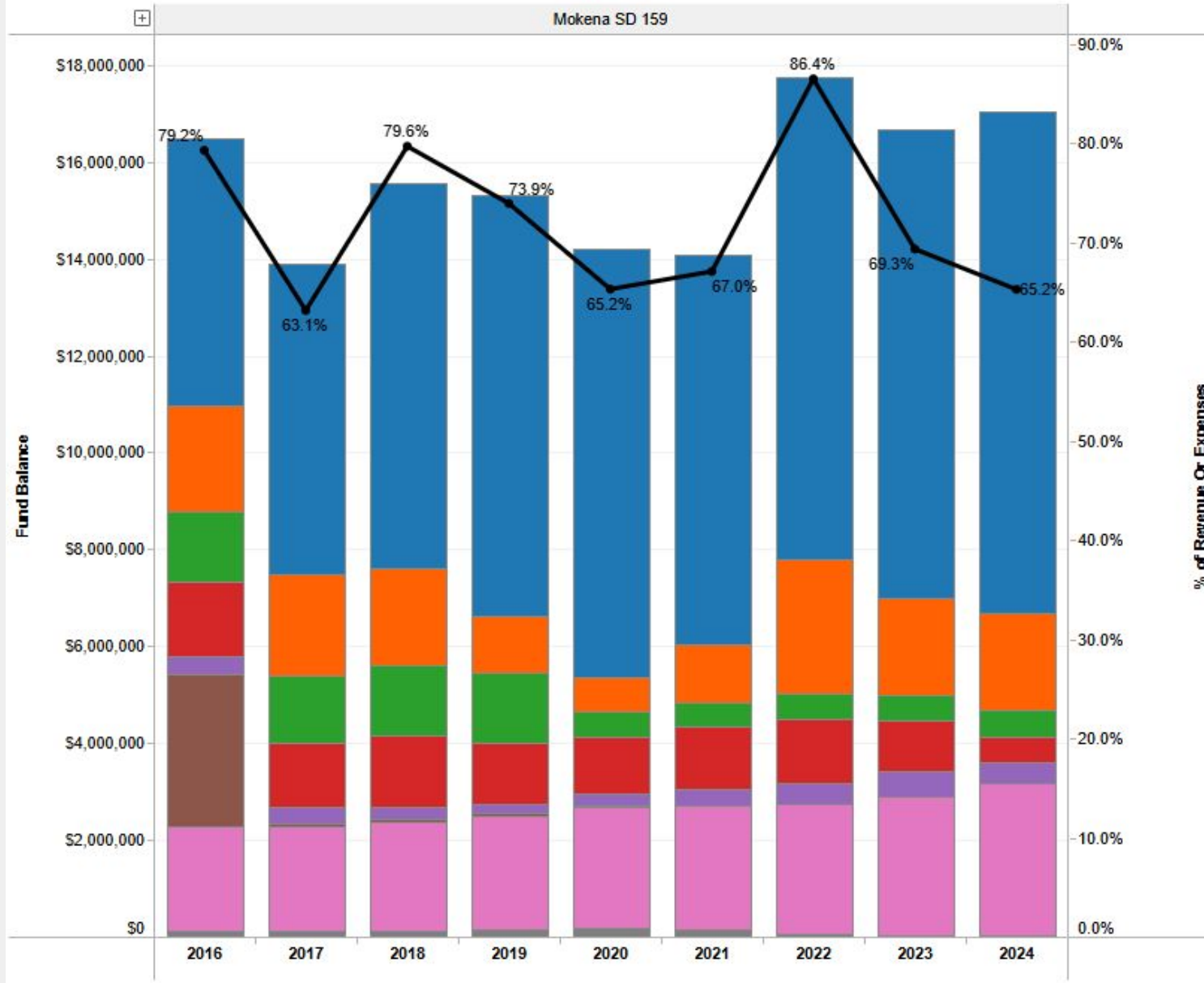


Fund Balance by Fund and Percentage

District(s) - Mokena SD 159

Note: % of Revenues or Expenses reflects selected funds only

Source: AFR



Fund Balance All Funds

16

Display By

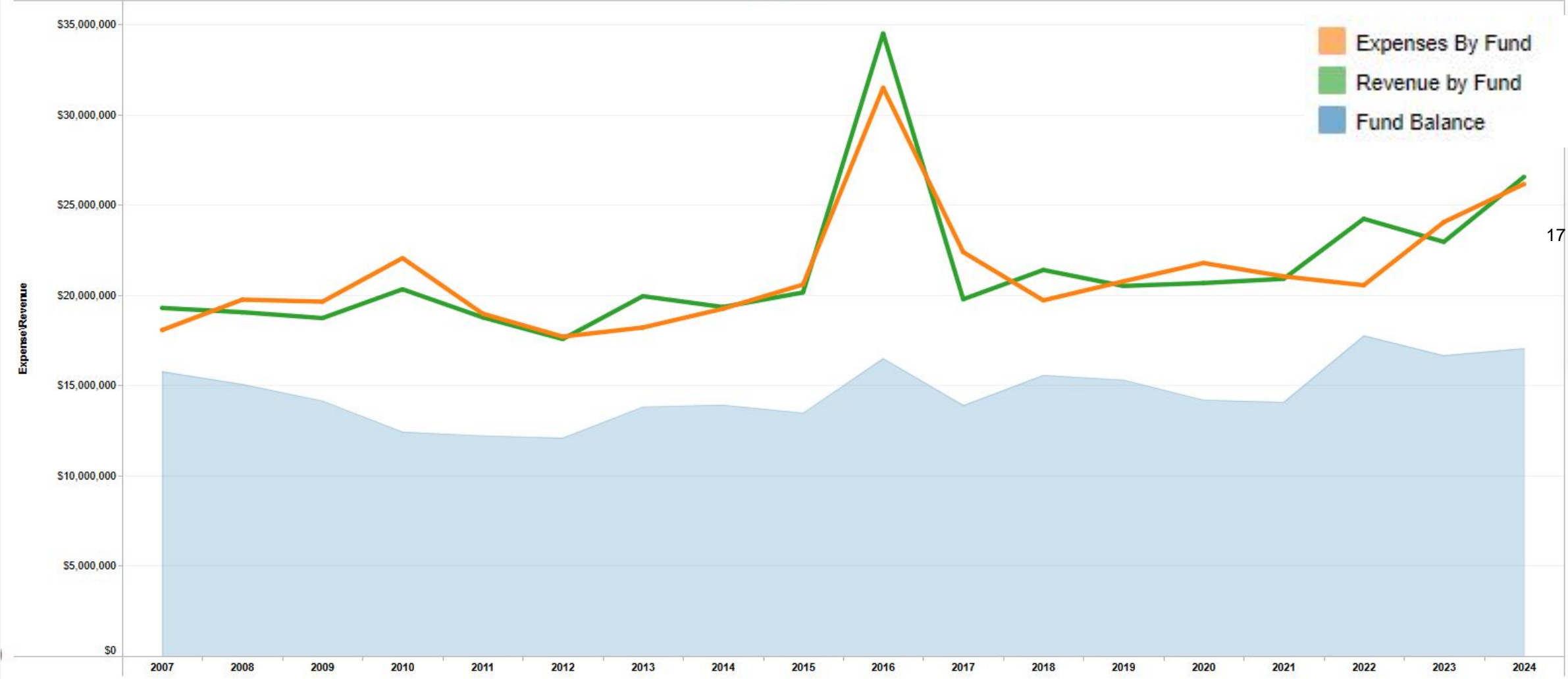
- 10 Educational
- 20 Operations & Maintenance
- 30 Debt Services
- 40 Transportation
- 50 Municipal Retirement/Social Security
- 60 Capital Projects
- 70 Working Cash
- 80 Tort
- 90 Fire Prevention & Safety



Revenue, Expenditures and Fund Balance

Revenue, Expenditures and Changes in Fund Balance

District: Mokena SD 159
Source: AFR





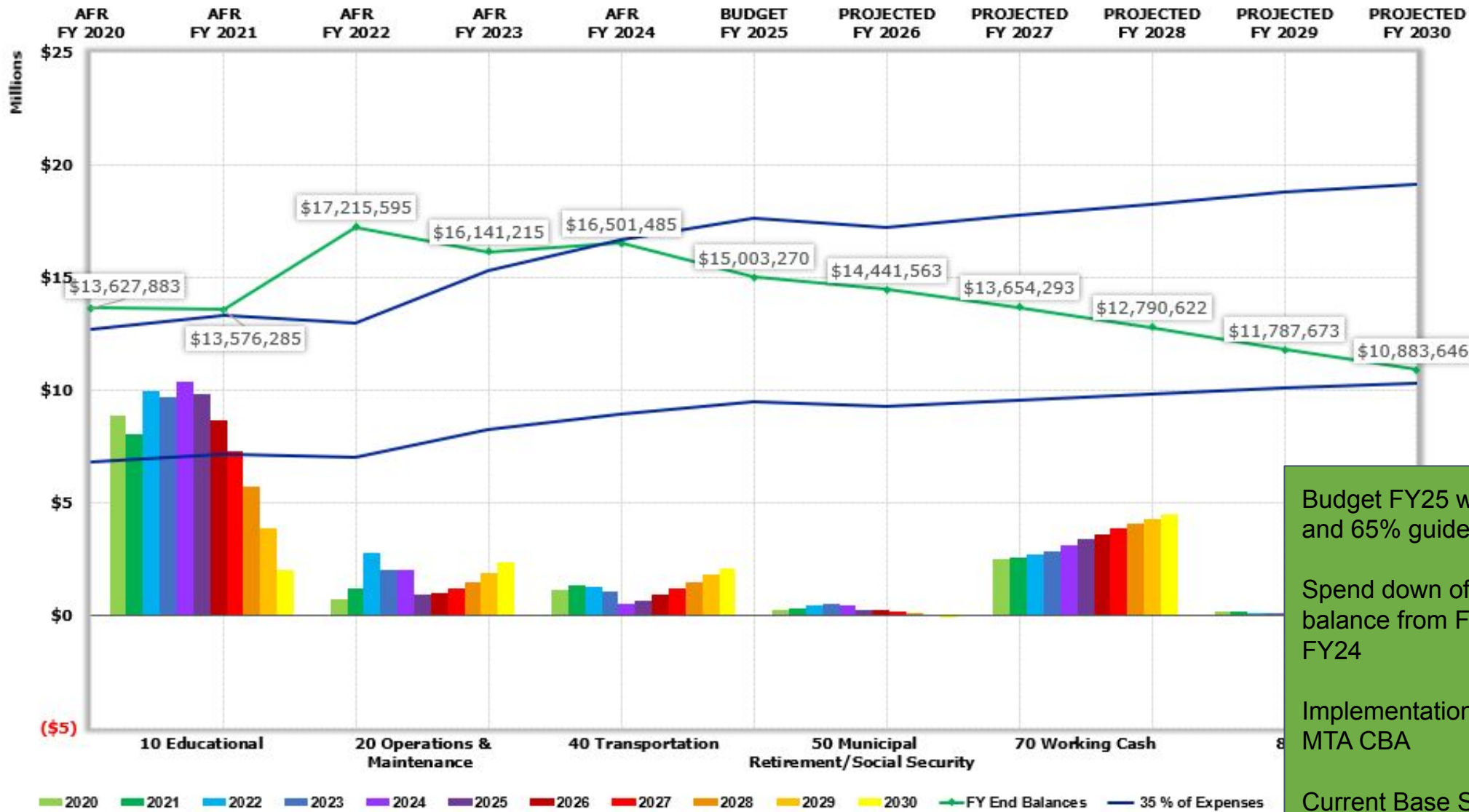
How are we doing?

- March 2025 Financial Projections showed that we are on a healthy path going forward for 5 years.
- 5 years forward fund balances between 33% and 65%
- Trend is for fund balance to be decreasing in the outlying years
- FY26 Budget process starts in June

FY25 thru FY30

Fund Balances - Historical and Projected

Educational | O & M | Transportation | IMRF / SS | Working Cash | Tort
Mokena SD 159 | Base Scenario 2-20-25



Budget FY25 within the 35% and 65% guidelines.

Spend down of Fund 21 fund balance from FY23 and FY24

Implementation of current MTA CBA

Current Base Scenario for all funds



Questions?



MOKENA SCHOOL DISTRICT 159

11244 Willowcrest Lane • Mokena, IL 60448-1334 • (708) 342-4900 •
www.mokena159.org

Information Memo

To: Superintendent Steve Stein and The Board of Education
From: Dr. Teri Shaw, CSBO
Date: May 12, 2025
Re: Approval of Tentative Amended Budget

Approval of Tentative Amended Budget

All notices and regulations need to be complete before submission of the amended budget.
These regulation include:

Notice & Posting: The secretary of the school board publishes a notice of where, when and during what hours the tentative amended budget will be on display for public inspection and where, when and what time the amended budget hearing will be held. The tentative amended budget must be on display for at least 30 days prior to the budget hearing.

- ☐ **Amended Budget Hearing:** Prior to taking final action on the amended budget, the school board must hold at least one budget hearing. The details of the tentative amended budget are explained during the hearing and the public may ask questions or provide input on the tentative amended budget.
- ☐ **Adoption (Vote):** The amended budget is voted on and adopted (or rejected) by the school board at a public meeting held after the amended budget hearing.
- ☐ **Deadline:** The school district amended budget must be adopted by the end of the fourth quarter of the fiscal year (June 30).

Recommended Motion:

“Move to approve the tentative amended FY25 budget as presented, place the tentative amended budget on display for at least 30 days, and hold a budget hearing on a date at least 30 days from today.”

The tentative amended budget will be available on the district website and in the district office during regular business hours. The budget hearing will be held on a date at least thirty days from today.

District Type:

☒ School District
☐ Joint Agreement

ILLINOIS STATE BOARD OF EDUCATION
School Business Services DivisionSCHOOL DISTRICT/JOINT AGREEMENT BUDGET FORM *
July 1, 2024 - June 30, 2025

Accounting Basis:

☒ Cash
☐ Accrual

Is this an amended budget? Yes _____

Date of Amended Budget: 05/12/2025
(MM/DD/YY)District Name: Mokena SD 159
District RCDT No: 56099159002

Unbalanced budget; however, a Deficit Reduction Plan is not required at this time.

If your FY2024 AFR states that you need to do a deficit reduction plan and your FY2025 budget is balanced, please state the measures you took to have your budget become balanced. (Bckgrnd-Assumpt 25-26)

Budget of Mokena SD 159, County of Will, State of Illinois, for the Fiscal Year beginning July 1, 2024 and ending June 30, 2025.

WHEREAS the Board of Education of Mokena SD 159, County of Will, State of Illinois, caused to be prepared in tentative form a budget, and the Secretary of this Board has made the same conveniently available to public inspection for at least thirty days prior to final action thereon;

AND WHEREAS a public hearing was held as to such budget on the 18 day of September, 2024, notice of said hearing was given at least thirty days prior thereto as required by law, and all other legal requirements have been complied with;

NOW, THEREFORE, Be it resolved by the Board of Education of said district as follows:

Section 1: That the fiscal year of this school district be and the same hereby is fixed and declared to be beginning July 1, 2024 and ending June 30, 2025.

Section 2: That the following budget containing an estimate of amounts available in each Fund, separately, and expenditures from each be and the same is hereby adopted as the budget of this school district for said fiscal year.

ADOPTION OF BUDGET

The budget shall be approved and signed below by members of the School Board. Adopted this 18 day of September, 2024 by a roll call vote of _____ Yeas, and _____ Nays, to wit:

| ** MEMBERS VOTING YEA: | ** MEMBERS VOTING NAY: |
|------------------------|------------------------|
| | |
| | |
| | |
| | |
| | |
| | |
| | |
| | |
| | |

* Based on the 23 Illinois Administrative Code-Part 100 and inconformity with Section 17-1 of the School Code.

** Type in the members who voted "YEA" nor "NAY". Actual school board member signatures are not required for electronic submission.

- (1) A certified copy of this document must be filed with the county clerk within 30 days of adoption as required by Section 18-50 of the Property Tax Code (35 ILCS 200/18-50).
- (2) Districts are required to submit the adopted/amended budget electronically to ISBE within 30 days of adoption or by October 30, whichever comes first. Budgets are submitted through IWAS: <https://apps.isbe.net/iwas/asp/login.asp?js=true>

Please type the member signatures before submitting to ISBE. We do not accept PDF copies.

| | A | B | C | D | E | F | G | H | I | J | K | L |
|----|--|--------|---------------------|----------------------------------|----------------------|------------------------|---|--------------------------|----------------------|--------------|----------------------------------|---|
| 1 | Begin entering data on EstRev 6-11 and EstExp 12-20 tabs. | | | | | | | | | | | |
| 2 | Description: Enter Whole Numbers Only | Acct # | (10) Educational | (20) Operations & Maintenance | (30) Debt Service | (40) Transportation | (50) Municipal Retirement/ Social Security | (60) Capital Projects | (70) Working Cash | (80) Tort | (90) Fire Prevention & Safety | |
| 3 | ESTIMATED BEGINNING FUND BALANCE (without Student Activity Funds) ¹ as of July 1, 2024 | | 9,351,955 | 1,997,369 | 548,082 | 539,106 | 427,833 | 0 | 3,139,773 | 22,525 | 803 | |
| 4 | RECEIPTS/REVENUES (without Student Activity Funds) | | | | | | | | | | | |
| 5 | LOCAL SOURCES | 1000 | 16,714,958 | 4,161,323 | 580,335 | 630,059 | 422,033 | 0 | 235,292 | 2,525 | 0 | |
| 6 | FLOW-THROUGH RECEIPTS/REVENUES FROM ONE DISTRICT TO ANOTHER DISTRICT | 2000 | 0 | 0 | | 0 | 0 | | | | | |
| 7 | STATE SOURCES | 3000 | 1,529,700 | 300,000 | 0 | 621,553 | 0 | 0 | 0 | 0 | 0 | |
| 8 | FEDERAL SOURCES | 4000 | 1,250,006 | 0 | 0 | 0 | 0 | 0 | 0 | 0 | 0 | |
| 9 | Total Direct Receipts/Revenues ⁸ | | 19,494,664 | 4,461,323 | 580,335 | 1,251,612 | 422,033 | 0 | 235,292 | 2,525 | 0 | |
| 10 | Receipts/Revenues for "On Behalf" Payments ² | 3998 | 4,858,641 | | | | | | | | | |
| 11 | Total Receipts/Revenues | | 24,353,305 | 4,461,323 | 580,335 | 1,251,612 | 422,033 | 0 | 235,292 | 2,525 | 0 | |
| 12 | DISBURSEMENTS/EXPENDITURES (without Student Activity Funds) | | | | | | | | | | | |
| 13 | INSTRUCTION | 1000 | 12,469,328 | | | | 272,855 | | | 0 | | |
| 14 | SUPPORT SERVICES | 2000 | 5,967,795 | 5,485,331 | | 1,495,932 | 351,417 | 0 | | 0 | 0 | |
| 15 | COMMUNITY SERVICES | 3000 | 51,273 | 0 | | 0 | 0 | | | 0 | | |
| 16 | PAYMENTS TO OTHER DISTRICTS & GOVT UNITS | 4000 | 1,851,039 | 85,000 | 0 | 60,000 | 0 | 0 | | 0 | 0 | |
| 17 | DEBT SERVICES | 5000 | 0 | 0 | 798,899 | 0 | 0 | | | 0 | 0 | |
| 18 | PROVISION FOR CONTINGENCIES | 6000 | 0 | 0 | 0 | 0 | 0 | 0 | | 0 | 0 | |
| 19 | Total Direct Disbursements/Expenditures ⁹ | | 20,339,435 | 5,570,331 | 798,899 | 1,555,932 | 624,272 | 0 | | 0 | 0 | |
| 20 | Disbursements/Expenditures for "On Behalf" Payments ² | 4180 | 4,858,641 | 0 | 0 | 0 | 0 | 0 | | 0 | 0 | |
| 21 | Total Disbursements/Expenditures | | 25,198,076 | 5,570,331 | 798,899 | 1,555,932 | 624,272 | 0 | | 0 | 0 | |
| 22 | Excess of Direct Receipts/Revenues Over (Under) Direct Disbursements/Expenditures | | (844,771) | (1,109,008) | (218,564) | (304,320) | (202,239) | 0 | 235,292 | 2,525 | 0 | |
| 23 | OTHER SOURCES/USES OF FUNDS | | | | | | | | | | | |
| 24 | OTHER SOURCES OF FUNDS (7000) | | | | | | | | | | | |
| 25 | PERMANENT TRANSFER FROM VARIOUS FUNDS | | | | | | | | | | | |
| 26 | Abolishment the Working Cash Fund ¹⁶ | 7110 | | | | | | | | | | |
| 27 | Abatement of the Working Cash Fund ¹⁶ | 7110 | | | | | | | | | | |
| 28 | Transfer of Working Cash Fund Interest | 7120 | | | | | | | | | | |
| 29 | Transfer Among Funds | 7130 | | | | 244,500 | | | | | | |
| 30 | Transfer of Interest | 7140 | | | | | | | | | | |
| 31 | Transfer from Capital Projects Fund to O&M Fund | 7150 | | 0 | | | | | | | | |
| 32 | Transfer of Excess Fire Prev & Safety Tax & Interest ³ Proceeds to O&M Fund | 7160 | | 0 | | | | | | | | |
| 33 | Transfer of Excess Accumulated Fire Prev & Safety Bond and Int ^{3a} Proceeds to Debt Service Fund | 7170 | | | 0 | | | | | | | |
| 34 | SALE OF BONDS (7200) | | | | | | | | | | | |
| 35 | Principal on Bonds Sold ⁴ | 7210 | | | | | | | 244,500 | | | |
| 36 | Premium on Bonds Sold | 7220 | | | | | | | | | | |
| 37 | Accrued Interest on Bonds Sold | 7230 | | | | | | | | | | |
| 38 | Sale or Compensation for Fixed Assets ⁵ | 7300 | | | | | | | | | | |
| 39 | Transfer to Debt Service to Pay Principal on GASB 87 Leases | 7400 | | | 0 | | | | | | | |
| 40 | Transfer to Debt Service to Pay Interest on GASB 87 Leases | 7500 | | | 0 | | | | | | | |
| 41 | Transfer to Debt Service Fund to Pay Principal on Revenue Bonds | 7600 | | | 0 | | | | | | | |
| 42 | Transfer to Debt Service Fund to Pay Interest on Revenue Bonds | 7700 | | | 0 | | | | | | | |
| 43 | Transfer to Capital Projects Fund | 7800 | | | | | | 0 | | | | |
| 44 | ISBE Loan Proceeds | 7900 | | | | | | | | | | |
| 45 | Other Sources Not Classified Elsewhere | 7990 | | | | | | | | | | |
| 46 | Total Other Sources of Funds ⁸ | | 0 | 0 | 0 | 244,500 | 0 | 0 | 244,500 | 0 | 0 | |

| | A | B | C | D | E | F | G | H | I | J | K | L |
|----|--|--------|-------------|--------------------------|--------------|----------------|---------------------------------------|------------------|--------------|--------|--------------------------|---|
| 1 | <i>Begin entering data on EstRev 6-11 and EstExp 12-20 tabs.</i> | | (10) | (20) | (30) | (40) | (50) | (60) | (70) | (80) | (90) | |
| 2 | Description: Enter Whole Numbers Only | Acct # | Educational | Operations & Maintenance | Debt Service | Transportation | Municipal Retirement/ Social Security | Capital Projects | Working Cash | Tort | Fire Prevention & Safety | |
| 48 | OTHER USES OF FUNDS (8000) | | | | | | | | | | | |
| 49 | TRANSFER TO VARIOUS OTHER FUNDS (8100) | | | | | | | | | | | |
| 50 | Abolishment or Abatement of the Working Cash Fund ¹⁶ | 8110 | | | | | | | 0 | | | |
| 51 | Transfer of Working Cash Fund Interest | 8120 | | | | | | | 0 | | | |
| 52 | Transfer Among Funds | 8130 | | | | | | | | | | |
| 53 | Transfer of Interest ⁶ | 8140 | | | | | | | | | | |
| 54 | Transfer from Capital Projects Fund to O&M Fund | 8150 | | | | | | | | | | |
| 55 | Transfer of Excess Fire Prev & Safety Tax & Interest ³ Proceeds to O&M Fund | 8160 | | | | | | | | | | |
| 56 | Transfer of Excess Accumulated Fire Prev & Safety Bond ^{3a} and Int Proceeds to Debt Service Fund | 8170 | | | | | | | | | | |
| 57 | Taxes Pledged to Pay Principal on GASB 87 Leases | 8410 | | | | | | | | | | |
| 58 | Grants/Reimbursements Pledged to Pay Principal on GASB 87 Leases | 8420 | | | | | | | | | | |
| 59 | Other Revenues Pledged to Pay Principal on GASB 87 Leases | 8430 | | | | | | | | | | |
| 60 | Fund Balance Transfers Pledged to Pay Principal on GASB 87 Leases | 8440 | | | | | | | | | | |
| 61 | Taxes Pledged to Pay Interest on GASB 87 Leases | 8510 | | | | | | | | | | |
| 62 | Grants/Reimbursements Pledged to Pay Interest on GASB 87 Leases | 8520 | | | | | | | | | | |
| 63 | Other Revenues Pledged to Pay Interest on GASB 87 Leases | 8530 | | | | | | | | | | |
| 64 | Fund Balance Transfers Pledged to Pay Interest on GASB 87 Leases | 8540 | | | | | | | | | | |
| 65 | Taxes Pledged to Pay Principal on Revenue Bonds | 8610 | | | | | | | | | | |
| 66 | Grants/Reimbursements Pledged to Pay Principal on Revenue Bonds | 8620 | | | | | | | | | | |
| 67 | Other Revenues Pledged to Pay Principal on Revenue Bonds | 8630 | | | | | | | | | | |
| 68 | Fund Balance Transfers Pledged to Pay Principal on Revenue Bonds | 8640 | | | | | | | | | | |
| 69 | Taxes Pledged to Pay Interest on Revenue Bonds | 8710 | | | | | | | | | | |
| 70 | Grants/Reimbursements Pledged to Pay Interest on Revenue Bonds | 8720 | | | | | | | | | | |
| 71 | Other Revenues Pledged to Pay Interest on Revenue Bonds | 8730 | | | | | | | | | | |
| 72 | Fund Balance Transfers Pledged to Pay Interest on Revenue Bonds | 8740 | | | | | | | | | | |
| 73 | Taxes Transferred to Pay for Capital Projects | 8810 | | | | | | | | | | |
| 74 | Grants/Reimbursements Pledged to Pay for Capital Projects | 8820 | | | | | | | | | | |
| 75 | Other Revenues Pledged to Pay for Capital Projects | 8830 | | | | | | | | | | |
| 76 | Fund Balance Transfers Pledged to Pay for Capital Projects | 8840 | | | | | | | | | | |
| 77 | Transfer to Debt Service Fund to Pay Principal on ISBE Loans | 8910 | | | | | | | | | | |
| 78 | Other Uses Not Classified Elsewhere | 8990 | | | | | | | 244,500 | | | |
| 79 | Total Other Uses of Funds ⁹ | | 0 | 0 | 0 | 0 | 0 | 0 | 244,500 | 0 | 0 | |
| 80 | Total Other Sources/Uses of Fund | | 0 | 0 | 0 | 244,500 | 0 | 0 | 0 | 0 | 0 | |
| 81 | ESTIMATED ENDING FUND BALANCE (without Student Activity Funds) as of June 30, 2025 | | 8,507,184 | 888,361 | 329,518 | 479,286 | 225,594 | 0 | 3,375,065 | 25,050 | 803 | |
| 82 | | | | | | | | | | | | |
| 83 | Student Activity (Fund 11) ESTIMATED BEGINNING FUND BALANCE as of July 1, 2024 | | 23,208 | | | | | | | | | |
| 84 | RECEIPTS/REVENUES (For Student Activity Funds) | | | | | | | | | | | |
| 85 | Total Student Activity Direct Receipts/Revenues (Local Sources) | 1799 | 0 | | | | | | | | | |
| 86 | DISBURSEMENTS/EXPENDITURES (For Student Activity Funds) | | | | | | | | | | | |
| 87 | Total Student Activity Direct Disbursements/Expenditures | 1999 | 0 | | | | | | | | | |
| 88 | Excess of Direct Receipts/Revenues Over (Under) Direct Disbursements/Expenditures | | 0 | | | | | | | | | |
| 89 | Student Activity ESTIMATED ENDING FUND BALANCE as of June 30, 2025 | | 23,208 | | | | | | | | | |
| 90 | | | | | | | | | | | | |

25

| | A | B | C | D | E | F | G | H | I | J | K | L |
|-----|--|--------|-------------|--------------------------|--------------|----------------|---------------------------------------|------------------|--------------|--------|--------------------------|-----------------|
| 1 | <i>Begin entering data on EstRev 6-11 and EstExp 12-20 tabs.</i> | | (10) | (20) | (30) | (40) | (50) | (60) | (70) | (80) | (90) | |
| 2 | Description: Enter Whole Numbers Only | Acct # | Educational | Operations & Maintenance | Debt Service | Transportation | Municipal Retirement/ Social Security | Capital Projects | Working Cash | Tort | Fire Prevention & Safety | |
| 91 | Total ESTIMATED BEGINNING FUND BALANCE (All Sources Including Student Activity Funds) as of July 1, 2024 | | 9,375,163 | 1,997,369 | 548,082 | 539,106 | 427,833 | 0 | 3,139,773 | 22,525 | 803 | |
| 92 | RECEIPTS/REVENUES (All Sources with Student Activity Funds) | | | | | | | | | | | |
| 93 | LOCAL SOURCES | 1000 | 16,714,958 | 4,161,323 | 580,335 | 630,059 | 422,033 | 0 | 235,292 | 2,525 | 0 | |
| 94 | FLOW-THROUGH RECEIPTS/REVENUES FROM ONE DISTRICT TO ANOTHER DISTRICT | 2000 | 0 | 0 | | 0 | 0 | | | | | |
| 95 | STATE SOURCES | 3000 | 1,529,700 | 300,000 | 0 | 621,553 | 0 | 0 | 0 | 0 | 0 | |
| 96 | FEDERAL SOURCES | 4000 | 1,250,006 | 0 | 0 | 0 | 0 | 0 | 0 | 0 | 0 | |
| 97 | Total Direct Receipts/Revenues ⁸ | | 19,494,664 | 4,461,323 | 580,335 | 1,251,612 | 422,033 | 0 | 235,292 | 2,525 | 0 | |
| 98 | Receipts/Revenues for "On Behalf" Payments ² | 3998 | 4,858,641 | 0 | 0 | 0 | 0 | 0 | | 0 | 0 | |
| 99 | Total Receipts/Revenues | | 24,353,305 | 4,461,323 | 580,335 | 1,251,612 | 422,033 | 0 | 235,292 | 2,525 | 0 | |
| 100 | DISBURSEMENTS/EXPENDITURES (All Sources with Student Activity Funds) | | | | | | | | | | | |
| 101 | INSTRUCTION | 1000 | 12,469,328 | | | | 272,855 | | | 0 | | |
| 102 | SUPPORT SERVICES | 2000 | 5,967,795 | 5,485,331 | | 1,495,932 | 351,417 | 0 | | 0 | 0 | |
| 103 | COMMUNITY SERVICES | 3000 | 51,273 | 0 | | 0 | 0 | | | 0 | | |
| 104 | PAYMENTS TO OTHER DISTRICTS & GOVT UNITS | 4000 | 1,851,039 | 85,000 | 0 | 60,000 | 0 | 0 | | 0 | 0 | |
| 105 | DEBT SERVICES | 5000 | 0 | 0 | 798,899 | 0 | 0 | | | 0 | 0 | |
| 106 | PROVISION FOR CONTINGENCIES | 6000 | 0 | 0 | 0 | 0 | 0 | 0 | | 0 | 0 | |
| 107 | Total Direct Disbursements/Expenditures ⁹ | | 20,339,435 | 5,570,331 | 798,899 | 1,555,932 | 624,272 | 0 | | 0 | 0 | |
| 108 | Disbursements/Expenditures for "On Behalf" Payments ² | 4180 | 4,858,641 | 0 | 0 | 0 | 0 | 0 | | 0 | 0 | |
| 109 | Total Disbursements/Expenditures | | 25,198,076 | 5,570,331 | 798,899 | 1,555,932 | 624,272 | 0 | | 0 | 0 | |
| 110 | Excess of Direct Receipts/Revenues Over (Under) Direct Disbursements/Expenditures | | (844,771) | (1,109,008) | (218,564) | (304,320) | (202,239) | 0 | 235,292 | 2,525 | 0 | |
| 111 | OTHER SOURCES/USES OF FUNDS | | | | | | | | | | | |
| 112 | OTHER SOURCES OF FUNDS (7000) | | | | | | | | | | | |
| 113 | Total Other Sources of Funds ⁸ | | 0 | 0 | 0 | 244,500 | 0 | 0 | 244,500 | 0 | 0 | |
| 114 | OTHER USES OF FUNDS (8000) | | | | | | | | | | | |
| 116 | Total Other Uses of Funds ⁹ | | 0 | 0 | 0 | 0 | 0 | 0 | 244,500 | 0 | 0 | |
| 117 | Total Other Sources/Uses of Fund | | 0 | 0 | 0 | 244,500 | 0 | 0 | 0 | 0 | 0 | |
| 118 | ESTIMATED ENDING FUND BALANCE (All Sources with Student Activity Funds) as of June 30, 2025 | | 8,530,392 | 888,361 | 329,518 | 479,286 | 225,594 | 0 | 3,375,065 | 25,050 | 803 | |
| 119 | | | | | | | | | | | | |
| 120 | SUMMARY OF EXPENDITURES Without Student Activity Funds (by Major Object) | | | | | | | | | | | |
| 121 | | | (10) | (20) | (30) | (40) | (50) | (60) | (70) | (80) | (90) | |
| 122 | Description | Acct # | Educational | Operations & Maintenance | Debt Service | Transportation | Municipal Retirement/ Social Security | Capital Projects | Working Cash | Tort | Fire Prevention & Safety | Total By Object |
| 123 | Object Name | | | | | | | | | | | |
| 124 | Salaries | 100 | 12,521,877 | 203,719 | | 471,853 | | 0 | | 0 | 0 | 13,197,449 |
| 125 | Employee Benefits | 200 | 2,571,516 | 67,370 | | 76,410 | 624,272 | 0 | | 0 | 0 | 3,339,568 |
| 126 | Purchased Services | 300 | 1,867,745 | 1,831,882 | 7,750 | 597,912 | | 0 | | 0 | 0 | 4,305,289 |
| 127 | Supplies & Materials | 400 | 1,481,197 | 757,200 | | 127,457 | | 0 | | 0 | 0 | 2,365,854 |
| 128 | Capital Outlay | 500 | 100,200 | 2,624,650 | | 277,300 | | 0 | | 0 | 0 | 3,002,150 |
| 129 | Other Objects | 600 | 1,686,904 | 0 | 791,149 | 0 | 0 | 0 | | 0 | 0 | 2,478,053 |
| 130 | Non-Capitalized Equipment | 700 | 109,996 | 85,510 | | 5,000 | | 0 | | 0 | 0 | 200,506 |
| 131 | Termination Benefits | 800 | 0 | 0 | | 0 | | | | 0 | | 0 |
| 132 | Total Expenditures | | 20,339,435 | 5,570,331 | 798,899 | 1,555,932 | 624,272 | 0 | | 0 | 0 | 28,888,869 |

| | A | B | C | D | E | F | G | H | I | J | K |
|----|---|--------|-------------|--------------------------|--------------|----------------|---------------------------------------|------------------|--------------|--------|--------------------------|
| 1 | | | (10) | (20) | (30) | (40) | (50) | (60) | (70) | (80) | (90) |
| 2 | Description: Enter Whole Numbers Only | Acct # | Educational | Operations & Maintenance | Debt Service | Transportation | Municipal Retirement/ Social Security | Capital Projects | Working Cash | Tort | Fire Prevention & Safety |
| 3 | BEGINNING CASH BALANCE ON HAND (without Student Activity Funds)7 as of July 1, 2024 | | 9,351,955 | 1,997,369 | 548,082 | 539,106 | 427,833 | 0 | 3,139,773 | 22,525 | 803 |
| 4 | Total Direct Receipts & Other Sources ⁸ | | 19,494,664 | 4,461,323 | 580,335 | 1,496,112 | 422,033 | 0 | 479,792 | 2,525 | 0 |
| 5 | OTHER RECEIPTS | | | | | | | | | | |
| 6 | Interfund Loans Payable (Loans from Other Funds) | 411 | | | | | | | | | |
| 7 | Interfund Loans Receivable (Repayment of Loans) | 141 | | | | | | | | | |
| 8 | Notes and Warrants Payable | 433 | | | | | | | | | |
| 9 | Other Current Assets | 199 | | | | | | | | | |
| 10 | Total Other Receipts | | 0 | 0 | 0 | 0 | 0 | 0 | 0 | 0 | 0 |
| 11 | Total Direct Receipts, Other Sources, & Other Receipts | | 19,494,664 | 4,461,323 | 580,335 | 1,496,112 | 422,033 | 0 | 479,792 | 2,525 | 0 |
| 12 | Total Amount Available | | 28,846,619 | 6,458,692 | 1,128,417 | 2,035,218 | 849,866 | 0 | 3,619,565 | 25,050 | 803 |
| 13 | Total Direct Disbursements & Other Uses ⁹ | | 20,339,435 | 5,570,331 | 798,899 | 1,555,932 | 624,272 | 0 | 244,500 | 0 | 0 |
| 14 | OTHER DISBURSEMENTS | | | | | | | | | | |
| 15 | Interfund Loans Receivable (Loans to Other Funds) ¹⁰ | 141 | | | | | | | | | |
| 16 | Interfund Loans Payable (Repayment of Loans) | 411 | | | | | | | | | |
| 17 | Notes and Warrants Payable | 433 | | | | | | | | | |
| 18 | Other Current Liabilities | 499 | | | | | | | | | |
| 19 | Total Other Disbursements | | 0 | 0 | 0 | 0 | 0 | 0 | 0 | 0 | 0 |
| 20 | Total Direct Disbursements, Other Uses, & Other Disbursements | | 20,339,435 | 5,570,331 | 798,899 | 1,555,932 | 624,272 | 0 | 244,500 | 0 | 0 |
| 21 | ENDING CASH BALANCE ON HAND (without Student Activity Funds) as of June 30, 2025 | | 8,507,184 | 888,361 | 329,518 | 479,286 | 225,594 | 0 | 3,375,065 | 25,050 | 803 |
| 22 | | | | | | | | | | | |
| 23 | Activity Funds BEGINNING CASH BALANCE ON HAND7 as of July 1, 2024 | | 23,208 | | | | | | | | |
| 24 | Total Direct Receipts & Other Sources ⁸ | | 0 | | | | | | | | |
| 25 | Total Amount Available | | 23,208 | | | | | | | | |
| 26 | Total Direct Disbursements & Other Uses ⁹ | | 0 | | | | | | | | |
| 27 | Activity funds ENDING CASH BALANCE ON HAND7 as of June 30, 2025 | | 23,208 | | | | | | | | |
| 28 | | | | | | | | | | | |
| 29 | Total BEGINNING CASH BALANCE ON HAND (with Student Activity Funds)7 as of July 1, 2024 | | 9,375,163 | 1,997,369 | 548,082 | 539,106 | 427,833 | 0 | 3,139,773 | 22,525 | 803 |
| 30 | Total Direct Receipts & Other Sources ⁸ | | 19,494,664 | 4,461,323 | 580,335 | 1,496,112 | 422,033 | 0 | 479,792 | 2,525 | 0 |
| 31 | Total Other Receipts | | 0 | 0 | 0 | 0 | 0 | 0 | 0 | 0 | 0 |
| 32 | Total Direct Receipts, Other Sources, & Other Receipts | | 19,494,664 | 4,461,323 | 580,335 | 1,496,112 | 422,033 | 0 | 479,792 | 2,525 | 0 |
| 33 | Total Amount Available | | 28,869,827 | 6,458,692 | 1,128,417 | 2,035,218 | 849,866 | 0 | 3,619,565 | 25,050 | 803 |
| 34 | Total Direct Disbursements & Other Uses ⁹ | | 20,339,435 | 5,570,331 | 798,899 | 1,555,932 | 624,272 | 0 | 244,500 | 0 | 0 |
| 35 | Total Other Disbursements | | 0 | 0 | 0 | 0 | 0 | 0 | 0 | 0 | 0 |
| 36 | Total Direct Disbursements, Other Uses, & Other Disbursements | | 20,339,435 | 5,570,331 | 798,899 | 1,555,932 | 624,272 | 0 | 244,500 | 0 | 0 |
| 37 | Total ENDING CASH BALANCE ON HAND (with Student Activity Funds)7 as of June 30, 2025 | | 8,530,392 | 888,361 | 329,518 | 479,286 | 225,594 | 0 | 3,375,065 | 25,050 | 803 |

| | A | B | C | D | E | F | G | H | I | J | K |
|----|---|--------|-------------|--------------------------|--------------|----------------|---------------------------------------|------------------|--------------|-------|--------------------------|
| 1 | | | (10) | (20) | (30) | (40) | (50) | (60) | (70) | (80) | (90) |
| 2 | Description: Enter Whole Numbers Only | Acct # | Educational | Operations & Maintenance | Debt Service | Transportation | Municipal Retirement/ Social Security | Capital Projects | Working Cash | Tort | Fire Prevention & Safety |
| 3 | RECEIPTS/REVENUES FROM LOCAL SOURCES (1000) | | | | | | | | | | |
| 4 | AD VALOREM TAXES LEVIED BY LOCAL EDUCATION AGENCY | 1100 | | | | | | | | | |
| 5 | Designated Purposes Levies ¹¹ (1110-1120) | - | 14,489,531 | 3,993,323 | 560,787 | 605,459 | 150,439 | | 100,292 | 1,525 | |
| 6 | Leasing Purposes Levy ¹² | 1130 | | | | | | | | | |
| 7 | Special Education Purposes Levy | 1140 | 774,327 | | | | | | | | |
| 8 | FICA and Medicare Only Levies | 1150 | | | | | 150,439 | | | | |
| 9 | Area Vocational Construction Purposes Levy | 1160 | | | | | | | | | |
| 10 | Summer School Purposes Levy | 1170 | | | | | | | | | |
| 11 | Other Tax Levies (Describe & Itemize) | 1190 | | | | | | | | | |
| 12 | Total Ad Valorem Taxes Levied by District | | 15,263,858 | 3,993,323 | 560,787 | 605,459 | 300,878 | 0 | 100,292 | 1,525 | 0 |
| 13 | PAYMENTS IN LIEU OF TAXES | 1200 | | | | | | | | | |
| 14 | Mobile Home Privilege Tax | 1210 | | | | | | | | | |
| 15 | Payments from Local Housing Authority | 1220 | | | | | | | | | |
| 16 | Corporate Personal Property Replacement Taxes ¹³ | 1230 | 235,000 | | | | 105,000 | | | | |
| 17 | Other Payments in Lieu of Taxes (Describe & Itemize) | 1290 | | | | | | | | | |
| 18 | Total Payments in Lieu of Taxes | | 235,000 | 0 | 0 | 0 | 105,000 | 0 | 0 | 0 | 0 |
| 19 | TUITION | 1300 | | | | | | | | | |
| 20 | Regular Tuition from Pupils or Parents (In State) | 1311 | | | | | | | | | |
| 21 | Regular Tuition from Other Districts (In State) | 1312 | | | | | | | | | |
| 22 | Regular Tuition from Other Sources (In State) | 1313 | | | | | | | | | |
| 23 | Regular Tuition from Other Sources (Out of State) | 1314 | | | | | | | | | |
| 24 | Summer School Tuition from Pupils or Parents (In State) | 1321 | | | | | | | | | |
| 25 | Summer School Tuition from Other Districts (In State) | 1322 | | | | | | | | | |
| 26 | Summer School Tuition from Other Sources (In State) | 1323 | | | | | | | | | |
| 27 | Summer School Tuition from Other Sources (Out of State) | 1324 | | | | | | | | | |
| 28 | CTE Tuition from Pupils or Parents (In State) | 1331 | | | | | | | | | |
| 29 | CTE Tuition from Other Districts (In State) | 1332 | | | | | | | | | |
| 30 | CTE Tuition from Other Sources (In State) | 1333 | | | | | | | | | |
| 31 | CTE Tuition from Other Sources (Out of State) | 1334 | | | | | | | | | |
| 32 | Special Education Tuition from Pupils or Parents (In State) | 1341 | | | | | | | | | |
| 33 | Special Education Tuition from Other Districts (In State) | 1342 | | | | | | | | | |
| 34 | Special Education Tuition from Other Sources (In State) | 1343 | | | | | | | | | |
| 35 | Special Education Tuition from Other Sources (Out of State) | 1344 | | | | | | | | | |
| 36 | Adult Tuition from Pupils or Parents (In State) | 1351 | | | | | | | | | |
| 37 | Adult Tuition from Other Districts (In State) | 1352 | | | | | | | | | |
| 38 | Adult Tuition from Other Sources (In State) | 1353 | | | | | | | | | |
| 39 | Adult Tuition from Other Sources (Out of State) | 1354 | | | | | | | | | |
| 40 | Total Tuition | | 0 | | | | | | | | |
| 41 | TRANSPORTATION FEES | 1400 | | | | | | | | | |
| 42 | Regular Transportation Fees from Pupils or Parents (In State) | 1411 | | | | 6,000 | | | | | |
| 43 | Regular Transportation Fees from Other Districts (In State) | 1412 | | | | | | | | | |
| 44 | Regular Transportation Fees from Other Sources (In State) | 1413 | | | | 500 | | | | | |
| 45 | Regular Transportation Fees from Co-curricular Activities (In State) | 1415 | | | | | | | | | |
| 46 | Regular Transportation Fees from Other Sources (Out of State) | 1416 | | | | | | | | | |
| 47 | Summer School Transportation Fees from Pupils or Parents (In State) | 1421 | | | | | | | | | |
| 48 | Summer School Transportation Fees from Other Districts (In State) | 1422 | | | | | | | | | |
| 49 | Summer School Transportation Fees from Other Sources (In State) | 1423 | | | | | | | | | |
| 50 | Summer School Transportation Fees from Other Sources (Out of State) | 1424 | | | | | | | | | |
| 51 | CTE Transportation Fees from Pupils or Parents (In State) | 1431 | | | | | | | | | |
| 52 | CTE Transportation Fees from Other Districts (In State) | 1432 | | | | | | | | | |
| 53 | CTE Transportation Fees from Other Sources (In State) | 1433 | | | | | | | | | |
| 54 | CTE Transportation Fees from Other Sources (Out of State) | 1434 | | | | | | | | | |
| 55 | Special Education Transportation Fees from Pupils or Parents (In State) | 1441 | | | | | | | | | |
| 56 | Special Education Transportation Fees from Other Districts (In State) | 1442 | | | | | | | | | |
| 57 | Special Education Transportation Fees from Other Sources (In State) | 1443 | | | | | | | | | |

28

| | A | B | C | D | E | F | G | H | I | J | K |
|-----|---|--------|-------------|--------------------------|--------------|----------------|---------------------------------------|------------------|--------------|-------|--------------------------|
| 1 | | | (10) | (20) | (30) | (40) | (50) | (60) | (70) | (80) | (90) |
| 2 | Description: Enter Whole Numbers Only | Acct # | Educational | Operations & Maintenance | Debt Service | Transportation | Municipal Retirement/ Social Security | Capital Projects | Working Cash | Tort | Fire Prevention & Safety |
| 58 | Special Education Transportation Fees from Other Sources (Out of State) | 1444 | | | | | | | | | |
| 59 | Adult Transportation Fees from Pupils or Parents (In State) | 1451 | | | | | | | | | |
| 60 | Adult Transportation Fees from Other Districts (In State) | 1452 | | | | | | | | | |
| 61 | Adult Transportation Fees from Other Sources (In State) | 1453 | | | | | | | | | |
| 62 | Adult Transportation Fees from Other Sources (Out of State) | 1454 | | | | | | | | | |
| 63 | Total Transportation Fees | | | | | 6,500 | | | | | |
| 64 | EARNINGS ON INVESTMENTS | 1500 | | | | | | | | | |
| 65 | Interest on Investments | 1510 | 350,000 | 45,000 | 19,548 | 18,000 | 16,155 | | 135,000 | 1,000 | |
| 66 | Gain or Loss on Sale of Investments | 1520 | | | | | | | | | |
| 67 | Total Earnings on Investments | | 350,000 | 45,000 | 19,548 | 18,000 | 16,155 | 0 | 135,000 | 1,000 | 0 |
| 68 | FOOD SERVICE | 1600 | | | | | | | | | |
| 69 | Sales to Pupils - Lunch | 1611 | 225,000 | | | | | | | | |
| 70 | Sales to Pupils - Breakfast | 1612 | | | | | | | | | |
| 71 | Sales to Pupils - A la Carte | 1613 | | | | | | | | | |
| 72 | Sales to Pupils - Other (Describe & Itemize) | 1614 | | | | | | | | | |
| 73 | Sales to Adults | 1620 | 12,000 | | | | | | | | |
| 74 | Other Food Service (Describe & Itemize) | 1690 | 250 | | | | | | | | |
| 75 | Total Food Service | | 237,250 | | | | | | | | |
| 76 | DISTRICT/SCHOOL ACTIVITY INCOME | 1700 | | | | | | | | | |
| 77 | Admissions - Athletic | 1711 | | | | | | | | | |
| 78 | Admissions - Other | 1719 | | | | | | | | | |
| 79 | Fees | 1720 | 46,000 | | | | | | | | |
| 80 | Book Store Sales | 1730 | | | | | | | | | |
| 81 | Other District/School Activity Revenue (Describe & Itemize) | 1790 | 9,000 | | | | | | | | |
| 82 | Student Activity Fund Revenues | 1799 | | | | | | | | | |
| 83 | Total District/School Activity Income (without Student Activity Funds 1799) | | 55,000 | 0 | | | | | | | |
| 84 | Total District/School Activity Income (with Student Activity Funds 1799) | | 55,000 | | | | | | | | |
| 85 | TEXTBOOK INCOME | 1800 | | | | | | | | | |
| 86 | Textbook Rentals - Regular Textbooks | 1811 | 350,000 | | | | | | | | |
| 87 | Textbook Rentals - Summer School Textbooks | 1812 | | | | | | | | | |
| 88 | Textbook Rentals - Adult/Continuing Education Textbooks | 1813 | | | | | | | | | |
| 89 | Textbook Rentals - Other (Describe & Itemize) | 1819 | | | | | | | | | |
| 90 | Textbook Sales - Regular Textbooks | 1821 | | | | | | | | | |
| 91 | Textbook Sales - Summer School | 1822 | | | | | | | | | |
| 92 | Textbook Sales - Adult/Continuing Education | 1823 | | | | | | | | | |
| 93 | Textbook Sales - Other (Describe & Itemize) | 1829 | | | | | | | | | |
| 94 | Other Textbook Income (Describe & Itemize) | 1890 | | | | | | | | | |
| 95 | Total Textbooks | | 350,000 | | | | | | | | |
| 96 | OTHER REVENUE FROM LOCAL SOURCES | 1900 | | | | | | | | | |
| 97 | Rentals | 1910 | 50,000 | 15,000 | | | | | | | |
| 98 | Contributions and Donations from Private Sources | 1920 | 3,000 | | | | | | | | |
| 99 | Impact Fees from Municipal or County Governments | 1930 | | 30,000 | | | | | | | |
| 100 | Services Provided Other Districts | 1940 | | | | | | | | | |
| 101 | Refund of Prior Years' Expenditures | 1950 | 105,000 | | | | | | | | |
| 102 | Payments of Surplus Moneys from TIF Districts | 1960 | 850 | | | | | | | | |
| 103 | Drivers' Education Fees | 1970 | | | | | | | | | |
| 104 | Proceeds from Vendors' Contracts | 1980 | 0 | 0 | 0 | 0 | 0 | 0 | 0 | 0 | 0 |
| 105 | School Facility Occupation Tax Proceeds | 1983 | | | | | | | | | |
| 106 | Payment from Other Districts | 1991 | | | | | | | | | |
| 107 | Sale of Vocational Projects | 1992 | | | | | | | | | |
| 108 | Other Local Fees (Describe & Itemize) | 1993 | | | | | | | | | |
| 109 | Other Local Revenues (Describe & Itemize) | 1999 | 65,000 | 78,000 | | 100 | | | | | |
| 110 | Total Other Revenue from Local Sources | | 223,850 | 123,000 | 0 | 100 | 0 | 0 | 0 | 0 | 0 |
| 111 | Total Receipts/Revenues from Local Sources (without Student Activity Funds 1799) | 1000 | 16,714,958 | 4,161,323 | 580,335 | 630,059 | 422,033 | 0 | 235,292 | 2,525 | 0 |

29

| | A | B | C | D | E | F | G | H | I | J | K |
|-----|---|--------|-------------|--------------------------|--------------|----------------|---------------------------------------|------------------|--------------|------|--------------------------|
| 1 | | | (10) | (20) | (30) | (40) | (50) | (60) | (70) | (80) | (90) |
| 2 | Description: Enter Whole Numbers Only | Acct # | Educational | Operations & Maintenance | Debt Service | Transportation | Municipal Retirement/ Social Security | Capital Projects | Working Cash | Tort | Fire Prevention & Safety |
| 112 | Total Receipts/Revenues from Local Sources (with Student Activity Funds 1799) | | 16,714,958 | | | | | | | | |
| 113 | FLOW-THROUGH RECEIPTS/REVENUES FROM ONE DISTRICT TO ANOTHER DISTRICT (2000) | | | | | | | | | | |
| 114 | Flow-Through Revenue from State Sources | 2100 | | | | | | | | | |
| 115 | Flow-Through Revenue from Federal Sources | 2200 | | | | | | | | | |
| 116 | Other Flow-Through Revenue (Describe & Itemize) | 2300 | | | | | | | | | |
| 117 | Total Flow-Through Receipts/Revenues From One District to Another District | 2000 | 0 | 0 | | 0 | 0 | | | | |
| 118 | RECEIPTS/REVENUES FROM STATE SOURCES (3000) | | | | | | | | | | |
| 119 | UNRESTRICTED GRANTS-IN-AID (3001-3099) | | | | | | | | | | |
| 120 | Evidence Based Funding Formula (Section 18-8.15) | 3001 | 1,270,000 | 250,000 | | | | | | | |
| 121 | Reorganization Incentives (Accounts 3005-3021) | 3005 | | | | | | | | | |
| 122 | Fast Growth District Grants | 3030 | | | | | | | | | |
| 123 | Other Unrestricted Grants-In-Aid From State Sources (Describe & Itemize) | 3099 | | | | | | | | | |
| 124 | Total Unrestricted Grants-In-Aid | | 1,270,000 | 250,000 | 0 | 0 | 0 | 0 | | 0 | 0 |
| 125 | RESTRICTED GRANTS-IN-AID (3100-3900) | | | | | | | | | | |
| 126 | SPECIAL EDUCATION | | | | | | | | | | |
| 127 | Special Education - Private Facility Tuition | 3100 | 100,000 | | | | | | | | |
| 128 | Special Education - Funding for Children Requiring Sp Ed Services | 3105 | | | | | | | | | |
| 129 | Special Education - Personnel | 3110 | | | | | | | | | |
| 130 | Special Education - Orphanage - Individual | 3120 | 24,000 | | | | | | | | |
| 131 | Special Education - Orphanage - Summer Individual | 3130 | | | | | | | | | |
| 132 | Special Education - Summer School | 3145 | | | | | | | | | |
| 133 | Special Education - Other (Describe & Itemize) | 3199 | | | | | | | | | |
| 134 | Total Special Education | | 124,000 | 0 | | 0 | | | | | |
| 135 | CAREER AND TECHNICAL EDUCATION (CTE) | | | | | | | | | | |
| 136 | CTE - Technical Education - Tech Prep | 3200 | | | | | | | | | |
| 137 | CTE - Secondary Program Improvement (CTEI) | 3220 | | | | | | | | | |
| 138 | CTE - WECEP | 3225 | | | | | | | | | |
| 139 | CTE - Agriculture Education | 3235 | | | | | | | | | |
| 140 | CTE - Instructor Practicum | 3240 | | | | | | | | | |
| 141 | CTE - Student Organizations | 3270 | | | | | | | | | |
| 142 | CTE - Other (Describe & Itemize) | 3299 | | | | | | | | | |
| 143 | Total Career and Technical Education | | 0 | 0 | | | 0 | | | | |
| 144 | BILINGUAL EDUCATION | | | | | | | | | | |
| 145 | Bilingual Education - Downstate - TPI and TBE | 3305 | | | | | | | | | |
| 146 | Bilingual Education - Downstate - Transitional Bilingual Education | 3310 | | | | | | | | | |
| 147 | Total Bilingual Education | | 0 | | | | 0 | | | | |
| 148 | State Free Lunch & Breakfast | 3360 | 1,200 | | | | | | | | |
| 149 | School Breakfast Initiative | 3365 | | | | | | | | | |
| 150 | Driver Education | 3370 | | | | | | | | | |
| 151 | Adult Education (from ICCB) | 3410 | | | | | | | | | |
| 152 | Adult Education - Other (Describe & Itemize) | 3499 | | | | | | | | | |
| 153 | TRANSPORTATION | | | | | | | | | | |
| 154 | Transportation - Regular and Vocational | 3500 | | | | 308,289 | | | | | |
| 155 | Transportation - Special Education | 3510 | | | | 313,264 | | | | | |
| 156 | Transportation - Other (Describe & Itemize) | 3599 | | | | | | | | | |
| 157 | Total Transportation | | 0 | 0 | | 621,553 | 0 | | | | |
| 158 | Learning Improvement - Change Grants | 3610 | 1,500 | | | | | | | | |
| 159 | Scientific Literacy | 3660 | | | | | | | | | |
| 160 | Truant Alternative/Optional Education | 3695 | | | | | | | | | |
| 161 | Early Childhood - Block Grant | 3705 | 133,000 | | | | | | | | |
| 162 | Chicago General Education Block Grant | 3766 | | | | | | | | | |
| 163 | Chicago Educational Services Block Grant | 3767 | | | | | | | | | |

30

| | A | B | C | D | E | F | G | H | I | J | K |
|-----|---|--------|-------------|--------------------------|--------------|----------------|---------------------------------------|------------------|--------------|------|--------------------------|
| 1 | | | (10) | (20) | (30) | (40) | (50) | (60) | (70) | (80) | (90) |
| 2 | Description: Enter Whole Numbers Only | Acct # | Educational | Operations & Maintenance | Debt Service | Transportation | Municipal Retirement/ Social Security | Capital Projects | Working Cash | Tort | Fire Prevention & Safety |
| 164 | School Safety & Educational Improvement Block Grant | 3775 | | | | | | | | | |
| 165 | Technology - Technology for Success | 3780 | | | | | | | | | |
| 166 | State Charter Schools | 3815 | | | | | | | | | |
| 167 | Extended Learning Opportunities - Summer Bridges | 3825 | | | | | | | | | |
| 168 | Infrastructure Improvements - Planning/Construction | 3920 | | | | | | | | | |
| 169 | School Infrastructure - Maintenance Projects | 3925 | | | | | | | | | |
| 170 | Other Restricted Revenue from State Sources (Describe & Itemize) | 3999 | | 50,000 | | | | | | | |
| 171 | Total Restricted Grants-In-Aid | | 259,700 | 50,000 | 0 | 621,553 | 0 | 0 | 0 | 0 | 0 |
| 172 | Total Receipts/Revenues from State Sources | 3000 | 1,529,700 | 300,000 | 0 | 621,553 | 0 | 0 | 0 | 0 | 0 |
| 173 | RECEIPTS/REVENUES FROM FEDERAL SOURCES (4000) | | | | | | | | | | |
| 174 | UNRESTRICTED GRANTS-IN-AID RECEIVED DIRECTLY FROM FEDERAL GOVT. (4001-4009) | | | | | | | | | | |
| 175 | Federal Impact Aid | 4001 | | | | | | | | | |
| 176 | Other Unrestricted Grants-In-Aid Received from Fed. Govt. (Describe & Itemize) | 4009 | | | | | | | | | |
| 177 | Total Unrestricted Grants-In-Aid Received Directly from Fed Govt | | 0 | 0 | 0 | 0 | 0 | 0 | 0 | 0 | 0 |
| 178 | RESTRICTED GRANTS-IN-AID RECEIVED DIRECTLY FROM FEDERAL GOVT (4045-4090) | | | | | | | | | | |
| 179 | Head Start | 4045 | | | | | | | | | |
| 180 | Construction (Impact Aid) | 4050 | | | | | | | | | |
| 181 | MAGNET | 4060 | | | | | | | | | |
| 182 | Other Restricted Grants-In-Aid Received from Fed. Govt. (Describe & Itemize) | 4090 | | | | | | | | | 31 |
| 183 | Total Restricted Grants-In-Aid Received Directly from Federal Govt. | | 0 | 0 | | 0 | 0 | 0 | | | 0 |
| 184 | RESTRICTED GRANTS-IN-AID RECEIVED FROM FEDERAL GOVT. THRU THE STATE (4100-4999) | | | | | | | | | | |
| 185 | TITLE V | | | | | | | | | | |
| 186 | Title V - Flexibility and Accountability | 4100 | | | | | | | | | |
| 187 | Title V - SEA Projects | 4105 | | | | | | | | | |
| 188 | Title V - Rural Education Initiative (REI) | 4107 | | | | | | | | | |
| 189 | Title V - Other (Describe & Itemize) | 4199 | | | | | | | | | |
| 190 | Total Title V | | 0 | 0 | | 0 | 0 | | | | |
| 191 | FOOD SERVICE | | | | | | | | | | |
| 192 | Breakfast Start-Up Expansion | 4200 | | | | | | | | | |
| 193 | National School Lunch Program | 4210 | 150,000 | | | | | | | | |
| 194 | Special Milk Program | 4215 | | | | | | | | | |
| 195 | School Breakfast Program | 4220 | | | | | | | | | |
| 196 | Summer Food Service Admin/Program | 4225 | | | | | | | | | |
| 197 | Child and Adult Care Food Program | 4226 | | | | | | | | | |
| 198 | Fresh Fruit and Vegetables | 4240 | | | | | | | | | |
| 199 | Food Service - Other (Describe & Itemize) | 4299 | | | | | | | | | |
| 200 | Total Food Service | | 150,000 | | | | 0 | | | | |
| 201 | TITLE I | | | | | | | | | | |
| 202 | Title I - Low Income | 4300 | 64,948 | | | | | | | | |
| 203 | Title I - Low Income - Neglected, Private | 4305 | | | | | | | | | |
| 204 | Title I - Migrant Education | 4340 | | | | | | | | | |
| 205 | Title I - Other (Describe & Itemize) | 4399 | | | | | | | | | |
| 206 | Total Title I | | 64,948 | 0 | | 0 | 0 | | | | |
| 207 | TITLE IV | | | | | | | | | | |
| 208 | Title IV - Student Support & Academic Enrichment Grant | 4400 | 14,261 | | | | | | | | |
| 209 | Title IV - Part A - Student Support & Academic Enrichment Grants Safe and Drug Free Schools | 4415 | | | | | | | | | |
| 210 | Title IV - 21st Century | 4421 | | | | | | | | | |
| 211 | Title IV - Other (Describe & Itemize) | 4499 | | | | | | | | | |
| 212 | Total Title IV | | 14,261 | 0 | | 0 | 0 | | | | |
| 213 | FEDERAL - SPECIAL EDUCATION | | | | | | | | | | |

| | A | B | C | D | E | F | G | H | I | J | K |
|-----|--|--------|----------------|--------------------------|--------------|----------------|---------------------------------------|------------------|--------------|----------|--------------------------|
| 1 | | | (10) | (20) | (30) | (40) | (50) | (60) | (70) | (80) | (90) |
| 2 | Description: Enter Whole Numbers Only | Acct # | Educational | Operations & Maintenance | Debt Service | Transportation | Municipal Retirement/ Social Security | Capital Projects | Working Cash | Tort | Fire Prevention & Safety |
| 214 | Federal Special Education - Preschool Flow-Through | 4600 | 25,029 | | | | | | | | |
| 215 | Federal Special Education - Preschool Discretionary | 4605 | | | | | | | | | |
| 216 | Federal Special Education - IDEA Flow Through | 4620 | 506,101 | | | | | | | | |
| 217 | Federal Special Education - IDEA Room & Board | 4625 | 250,000 | | | | | | | | |
| 218 | Federal Special Education - IDEA Discretionary | 4630 | | | | | | | | | |
| 219 | Federal Special Education - IDEA - Other (Describe & Itemize) | 4699 | | | | | | | | | |
| 220 | Total Federal Special Education | | 781,130 | 0 | | 0 | 0 | | | | |
| 221 | CTE - PERKINS | | | | | | | | | | |
| 222 | CTE - Perkins-Title IIIIE Tech Prep | 4770 | | | | | | | | | |
| 223 | CTE - Other (Describe & Itemize) | 4799 | | | | | | | | | |
| 224 | Total CTE - Perkins | | 0 | 0 | | | 0 | | | | |
| 225 | Federal - Adult Education | 4810 | | | | | | | | | |
| 226 | ARRA - General State Aid - Education Stabilization | 4850 | | | | | | | | | |
| 227 | ARRA - Title I - Low Income | 4851 | | | | | | | | | |
| 228 | ARRA - Title I - Neglected, Private | 4852 | | | | | | | | | |
| 229 | ARRA - Title I - Delinquent, Private | 4853 | | | | | | | | | |
| 230 | ARRA - Title I - School Improvement (Part A) | 4854 | | | | | | | | | |
| 231 | ARRA - Title I - School Improvement (Section 1003g) | 4855 | | | | | | | | | |
| 232 | ARRA - IDEA - Part B - Preschool | 4856 | | | | | | | | | |
| 233 | ARRA - IDEA - Part B - Flow-Through | 4857 | | | | | | | | | |
| 234 | ARRA - Title IID - Technology - Formula | 4860 | | | | | | | | | |
| 235 | ARRA - Title IID - Technology - Competitive | 4861 | | | | | | | | | |
| 236 | ARRA - McKinney - Vento Homeless Education | 4862 | | | | | | | | | 32 |
| 237 | ARRA - Child Nutrition Equipment Assistance | 4863 | | | | | | | | | |
| 238 | Impact Aid Formula Grants | 4864 | | | | | | | | | |
| 239 | Impact Aid Competitive Grants | 4865 | | | | | | | | | |
| 240 | Qualified Zone Academy Bond Tax Credits | 4866 | | | | | | | | | |
| 241 | Qualified School Construction Bond Credits | 4867 | | | | | | | | | |
| 242 | Build America Bond Tax Credits | 4868 | | | | | | | | | |
| 243 | Build America Bond Interest Reimbursement | 4869 | | | | | | | | | |
| 244 | ARRA - General State Aid - Other Government Services Stabilization | 4870 | | | | | | | | | |
| 245 | Other ARRA Funds - II | 4871 | | | | | | | | | |
| 246 | Other ARRA Funds - III | 4872 | | | | | | | | | |
| 247 | Other ARRA Funds - IV | 4873 | | | | | | | | | |
| 248 | Other ARRA Funds - V | 4874 | | | | | | | | | |
| 249 | ARRA - Early Childhood | 4875 | | | | | | | | | |
| 250 | Other ARRA Funds - VII | 4876 | | | | | | | | | |
| 251 | Other ARRA Funds - VIII | 4877 | | | | | | | | | |
| 252 | Other ARRA Funds - IX | 4878 | | | | | | | | | |
| 253 | Other ARRA Funds - X | 4879 | | | | | | | | | |
| 254 | Other ARRA Funds - Ed Job Fund Program | 4880 | | | | | | | | | |
| 255 | Total Stimulus Programs | | 0 | 0 | 0 | 0 | 0 | 0 | | 0 | 0 |
| 256 | Race to the Top Program | 4901 | | | | | | | | | |
| 257 | Race to the Top - Preschool Expansion Grant | 4902 | | | | | | | | | |
| 258 | Title III - Instruction for English Learners & Immigrant Students | 4905 | | | | | | | | | |
| 259 | Title III - English Language Acquisition | 4909 | | | | | | | | | |
| 260 | McKinney Education for Homeless Children | 4920 | | | | | | | | | |
| 261 | Title II - Eisenhower - Professional Development Formula | 4930 | | | | | | | | | |
| 262 | Title II - Teacher Quality | 4932 | 47,302 | | | | | | | | |
| 263 | Title II - Part A - Supporting Effective Instruction - State Grants | 4935 | | | | | | | | | |
| 264 | Federal Charter Schools | 4960 | | | | | | | | | |
| 265 | State Assessment Grants | 4981 | | | | | | | | | |
| 266 | Grant for State Assessments and Related Activities | 4982 | | | | | | | | | |
| 267 | Medicaid Matching Funds - Administrative Outreach | 4991 | 40,000 | | | | | | | | |
| 268 | Medicaid Matching Funds - Fee-For-Service Program | 4992 | 16,000 | | | | | | | | |
| 269 | Other Restricted Grants Received from Fed. Govt. thru State (Describe & Itemize) | 4998 | 136,365 | | | | | | | | |

| | A | B | C | D | E | F | G | H | I | J | K |
|-----|---|--------|-------------|--------------------------|--------------|----------------|---------------------------------------|------------------|--------------|-------|--------------------------|
| 1 | | | (10) | (20) | (30) | (40) | (50) | (60) | (70) | (80) | (90) |
| 2 | Description: Enter Whole Numbers Only | Acct # | Educational | Operations & Maintenance | Debt Service | Transportation | Municipal Retirement/ Social Security | Capital Projects | Working Cash | Tort | Fire Prevention & Safety |
| 270 | Total Restricted Grants-In-Aid Received from Federal Govt. Thru the State | | 1,250,006 | 0 | 0 | 0 | 0 | 0 | | 0 | 0 |
| 271 | TOTAL RECEIPTS/REVENUES FROM FEDERAL SOURCES | 4000 | 1,250,006 | 0 | 0 | 0 | 0 | 0 | 0 | 0 | 0 |
| 272 | TOTAL DIRECT RECEIPTS/REVENUES (without Student Activity Funds 1799) | | 19,494,664 | 4,461,323 | 580,335 | 1,251,612 | 422,033 | 0 | 235,292 | 2,525 | 0 |
| 273 | TOTAL DIRECT RECEIPTS/REVENUES (with Student Activity Funds 1799) | | 19,494,664 | | | | | | | | |

| | A | B | C | D | E | F | G | H | I | J | K |
|----|---|---------------|-------------------|-------------------------------|--------------------------------|----------------------------------|-------------------------|------------------------|---------------------------------------|----------------------------------|-------------------|
| 1 | Description: Enter Whole Numbers Only | Funct # | (100) Salaries | (200) Employee Benefits | (300) Purchased Services | (400) Supplies & Materials | (500) Capital Outlay | (600) Other Objects | (700) Non-Capitalized Equipment | (800) Termination Benefits | (900) Total |
| 2 | | | | | | | | | | | |
| 3 | 10 - EDUCATIONAL FUND (ED) | | | | | | | | | | |
| 4 | INSTRUCTION (ED) | 1000 | | | | | | | | | |
| 5 | Regular Programs | 1100 | 6,255,007 | 1,077,629 | 31,000 | 831,897 | 100 | 1,200 | 12,500 | 0 | 8,209,333 |
| 6 | Tuition Payment to Charter Schools | 1115 | | | | | | | | | 0 |
| 7 | Pre-K Programs | 1125 | 174,110 | 77,168 | 1,000 | 21,600 | | | 3,296 | | 277,174 |
| 8 | Special Education Programs (Functions 1200 - 1220) | 1200 | 2,053,514 | 462,322 | 722,898 | 50,000 | 100 | 2,500 | 19,000 | | 3,310,334 |
| 9 | Special Education Programs Pre-K | 1225 | 163,000 | 46,350 | 7,200 | 11,313 | | | 6,000 | | 233,863 |
| 10 | Remedial and Supplemental Programs K-12 | 1250 | 38,000 | 7,762 | | 12,839 | | | | | 58,601 |
| 11 | Remedial and Supplemental Programs Pre-K | 1275 | | | | | | | | | 0 |
| 12 | Adult/Continuing Education Programs | 1300 | | | | | | | | | 0 |
| 13 | CTE Programs | 1400 | | | | | | | | | 0 |
| 14 | Interscholastic Programs | 1500 | | | 47,500 | 50,750 | | 4,000 | 42,500 | | 144,750 |
| 15 | Summer School Programs | 1600 | | | | | | | | | 0 |
| 16 | Gifted Programs | 1650 | | | | | | | | | 0 |
| 17 | Driver's Education Programs | 1700 | | | | | | | | | 0 |
| 18 | Bilingual Programs | 1800 | 191,600 | 34,250 | 3,250 | 6,173 | | | | | 235,273 |
| 19 | Truant Alternative & Optional Programs | 1900 | 0 | 0 | 0 | 0 | 0 | 0 | 0 | 0 | 0 |
| 20 | Pre-K Programs - Private Tuition | 1910 | | | | | | | | | 0 |
| 21 | Regular K-12 Programs Private Tuition | 1911 | | | | | | | | | 0 |
| 22 | Special Education Programs K-12 Private Tuition | 1912 | | | | | | | | | 0 |
| 23 | Special Education Programs Pre-K Tuition | 1913 | | | | | | | | | 0 |
| 24 | Remedial/Supplemental Programs K-12 Private Tuition | 1914 | | | | | | | | | 0 |
| 25 | Remedial/Supplemental Programs Pre-K Private Tuition | 1915 | | | | | | | | | 0 |
| 26 | Adult/Continuing Education Programs Private Tuition | 1916 | | | | | | | | | 0 |
| 27 | CTE Programs Private Tuition | 1917 | | | | | | | | | 0 |
| 28 | Interscholastic Programs Private Tuition | 1918 | | | | | | | | | 0 |
| 29 | Summer School Programs Private Tuition | 1919 | | | | | | | | | 0 |
| 30 | Gifted Programs Private Tuition | 1920 | | | | | | | | | 0 |
| 31 | Bilingual Programs Private Tuition | 1921 | | | | | | | | | 0 |
| 32 | Truants Alternative/Opt Ed Programs Private Tuition | 1922 | | | | | | | | | 0 |
| 33 | Student Activity Fund Expenditures | 1999 | | | | | | | | | 0 |
| 34 | Total Instruction¹⁴ (Without Student Activity Funds 1999) | 1000 | 8,875,231 | 1,705,481 | 812,848 | 984,572 | 200 | 7,700 | 83,296 | 0 | 12,469,328 |
| 35 | Total Instruction¹⁴ (With Student Activity Funds 1999) | 1000 | 8,875,231 | 1,705,481 | 812,848 | 984,572 | 200 | 7,700 | 83,296 | 0 | 12,469,328 |
| 36 | SUPPORT SERVICES (ED) | 2000 | | | | | | | | | |
| 37 | Support Services - Pupil | 2100 | | | | | | | | | |
| 38 | Attendance & Social Work Services | 2110 | 327,073 | 63,674 | | | | | | | 390,747 |
| 39 | Guidance Services | 2120 | | | | | | | | | 0 |
| 40 | Health Services | 2130 | 165,055 | 14,125 | | 7,000 | | | | | 186,180 |
| 41 | Psychological Services | 2140 | 276,320 | 40,750 | 100 | | | | | | 317,170 |
| 42 | Speech Pathology & Audiology Services | 2150 | 34,500 | | 9,210 | | | | | | 43,710 |
| 43 | Other Support Services - Pupils (Describe & Itemize) | 2190 | 425,224 | 84,134 | | | | | | | 509,358 |
| 44 | Total Support Services - Pupil | 2100 | 1,228,172 | 202,683 | 9,310 | 7,000 | 0 | 0 | 0 | 0 | 1,447,165 |
| 45 | Support Services - Instructional Staff | 2200 | | | | | | | | | |
| 46 | Improvement of Instruction Services | 2210 | 399,880 | 100,302 | 117,531 | 22,551 | | 4,000 | | | 644,264 |
| 47 | Educational Media Services | 2220 | | | 1,348 | 13,125 | | | | | 14,473 |
| 48 | Assessment & Testing | 2230 | | | | 18,500 | | | | | 18,500 |
| 49 | Total Support Services - Instructional Staff | 2200 | 399,880 | 100,302 | 118,879 | 54,176 | 0 | 4,000 | 0 | 0 | 677,237 |
| 50 | Support Services - General Administration | 2300 | | | | | | | | | |
| 51 | Board of Education Services | 2310 | | | 187,600 | 17,000 | | 22,090 | | | 226,690 |
| 52 | Executive Administration Services | 2320 | 285,954 | 74,900 | 6,000 | 6,500 | | | | | 373,354 |
| 53 | Special Area Administration Services | 2330 | | | | | | | | | 0 |
| 54 | Tort Immunity Services | 2361, 2365 | 0 | 0 | 216,000 | 0 | 0 | 0 | 0 | 0 | 216,000 |
| 55 | Total Support Services - General Administration | 2300 | 285,954 | 74,900 | 409,600 | 23,500 | 0 | 22,090 | 0 | 0 | 816,044 |
| 56 | Support Services - School Administration | 2400 | | | | | | | | | |
| 57 | Office of the Principal Services | 2410 | 918,024 | 306,850 | 22,700 | 10,500 | | 5,000 | 9,000 | | 1,272,074 |
| 58 | Other Support Services - School Administration (Describe & Itemize) | 2490 | | | | | | | | | 0 |
| 59 | Total Support Services - School Administration | 2400 | 918,024 | 306,850 | 22,700 | 10,500 | 0 | 5,000 | 9,000 | 0 | 1,272,074 |

| | A | B | C | D | E | F | G | H | I | J | K |
|-----|--|-------------|-------------------|----------------------------|-----------------------------|-------------------------------|-------------------------|------------------------|------------------------------------|-------------------------------|-------------------|
| 1 | Description: Enter Whole Numbers Only | Funct # | (100) Salaries | (200) Employee Benefits | (300) Purchased Services | (400) Supplies & Materials | (500) Capital Outlay | (600) Other Objects | (700) Non-Capitalized Equipment | (800) Termination Benefits | (900) Total |
| 60 | Support Services - Business | 2500 | | | | | | | | | |
| 61 | Direction of Business Support Services | 2510 | 72,090 | 49,050 | 11,500 | 65,000 | | | 5,000 | | 202,640 |
| 62 | Fiscal Services | 2520 | 62,400 | 16,000 | 25,000 | 2,500 | | | | | 105,900 |
| 63 | Operation & Maintenance of Plant Services | 2540 | | | | | | | | | 0 |
| 64 | Pupil Transportation Services | 2550 | | | | | | | | | 0 |
| 65 | Food Services | 2560 | 248,500 | 14,250 | 5,000 | 176,500 | | 2,000 | | | 446,250 |
| 66 | Internal Services | 2570 | | | 76,500 | | | | | | 76,500 |
| 67 | Total Support Services - Business | 2500 | 382,990 | 79,300 | 118,000 | 244,000 | 0 | 2,000 | 5,000 | 0 | 831,290 |
| 68 | Support Services - Central | 2600 | | | | | | | | | |
| 69 | Direction of Central Support Services | 2610 | | | | | | | | | 0 |
| 70 | Planning, Research, Development & Evaluation Services | 2620 | | | | | | | | | 0 |
| 71 | Information Services | 2630 | 10,000 | | 64,000 | 12,000 | | | | | 86,000 |
| 72 | Staff Services | 2640 | 78,750 | 14,000 | 12,500 | 6,000 | | | 5,000 | | 116,250 |
| 73 | Data Processing Services | 2660 | 342,876 | 88,000 | 47,159 | 126,000 | 100,000 | | 7,700 | | 711,735 |
| 74 | Total Support Services - Central | 2600 | 431,626 | 102,000 | 123,659 | 144,000 | 100,000 | 0 | 12,700 | 0 | 913,985 |
| 75 | Other Support Services - Misc. (Describe & Itemize) | 2900 | | | | 10,000 | | | | | 10,000 |
| 76 | Total Support Services | 2000 | 3,646,646 | 866,035 | 802,148 | 493,176 | 100,000 | 33,090 | 26,700 | 0 | 5,967,795 |
| 77 | COMMUNITY SERVICES (ED) | 3000 | | | 47,824 | 3,449 | | | | | 51,273 |
| 78 | PAYMENTS TO OTHER DIST & GOVT UNITS (ED) | 4000 | | | | | | | | | |
| 79 | Payments to Other Dist & Govt Units (In-State) | 4100 | | | | | | | | | |
| 80 | Payments for Regular Programs | 4110 | | | 1,650 | | | | | | 1,650 |
| 81 | Payments for Special Education Programs | 4120 | | | 203,275 | | | 796,114 | | | 999,389 |
| 82 | Payments for Adult/Continuing Education Programs | 4130 | | | | | | | | | 35 0 |
| 83 | Payments for CTE Programs | 4140 | | | | | | | | | 0 |
| 84 | Payments for Community College Programs | 4170 | | | | | | | | | 0 |
| 85 | Other Payments to In-State Govt Units - Programs (Describe & Itemize) | 4190 | | | | | | | | | 0 |
| 86 | Total Payments to Other Dist & Govt Units (In-State) | 4100 | | | 204,925 | | | 796,114 | | | 1,001,039 |
| 87 | Payments for Regular Programs - Tuition | 4210 | | | | | | | | | 0 |
| 88 | Payments for Special Education Programs - Tuition | 4220 | | | | | | 850,000 | | | 850,000 |
| 89 | Payments for Adult/Continuing Education Programs - Tuition | 4230 | | | | | | | | | 0 |
| 90 | Payments for CTE Programs - Tuition | 4240 | | | | | | | | | 0 |
| 91 | Payments for Community College Programs - Tuition | 4270 | | | | | | | | | 0 |
| 92 | Payments for Other Programs - Tuition | 4280 | | | | | | | | | 0 |
| 93 | Other Payments to In-State Govt Units - Tuition (Describe & Itemize) | 4290 | | | | | | | | | 0 |
| 94 | Total Payments to Other Dist & Govt Units - Tuition (In State) | 4200 | | | | | | 850,000 | | | 850,000 |
| 95 | Payments for Regular Programs - Transfers | 4310 | | | | | | | | | 0 |
| 96 | Payments for Special Education Programs - Transfers | 4320 | | | | | | | | | 0 |
| 97 | Payments for Adult/Continuing Ed Programs - Transfers | 4330 | | | | | | | | | 0 |
| 98 | Payments for CTE Programs - Transfers | 4340 | | | | | | | | | 0 |
| 99 | Payments for Community College Program - Transfers | 4370 | | | | | | | | | 0 |
| 100 | Payments for Other Programs - Transfers | 4380 | | | | | | | | | 0 |
| 101 | Other Payments to In-State Govt Units - Transfers (Describe & Itemize) | 4390 | | | | | | | | | 0 |
| 102 | Total Payments to Other Dist & Govt Units-Transfers (In State) | 4300 | | | 0 | | | 0 | | | 0 |
| 103 | Payments to Other Dist & Govt Units (Out of State) | 4400 | | | | | | | | | 0 |
| 104 | Total Payments to Other Dist & Govt Units | 4000 | | | 204,925 | | | 1,646,114 | | | 1,851,039 |
| 105 | DEBT SERVICE (ED) | 5000 | | | | | | | | | |
| 106 | Debt Service - Interest on Short-Term Debt | 5100 | | | | | | | | | |
| 107 | Tax Anticipation Warrants | 5110 | | | | | | | | | 0 |
| 108 | Tax Anticipation Notes | 5120 | | | | | | | | | 0 |
| 109 | Corporate Personal Property Repl Tax Anticipated Notes | 5130 | | | | | | | | | 0 |
| 110 | State Aid Anticipation Certificates | 5140 | | | | | | | | | 0 |
| 111 | Other Interest on Short-Term Debt (Describe & Itemize) | 5150 | | | | | | | | | 0 |
| 112 | Total Debt Service - Interest on Short-Term Debt | 5100 | | | | | | 0 | | | 0 |
| 113 | Debt Service - Interest on Long-Term Debt | 5200 | | | | | | | | | 0 |
| 114 | Total Debt Service | 5000 | | | | | | 0 | | | 0 |
| 115 | PROVISION FOR CONTINGENCIES (ED) | 6000 | | | | | | | | | 0 |
| 116 | Total Direct Disbursements/Expenditures (without Student Activity Funds (1999)) | | 12,521,877 | 2,571,516 | 1,867,745 | 1,481,197 | 100,200 | 1,686,904 | 109,996 | 0 | 20,339,435 |

| | A | B | C | D | E | F | G | H | I | J | K |
|-----|--|---------|------------|-------------------|--------------------|----------------------|----------------|---------------|---------------------------|----------------------|-------------|
| 1 | Description: Enter Whole Numbers Only | Funct # | (100) | (200) | (300) | (400) | (500) | (600) | (700) | (800) | (900) |
| 2 | | | Salaries | Employee Benefits | Purchased Services | Supplies & Materials | Capital Outlay | Other Objects | Non-Capitalized Equipment | Termination Benefits | Total |
| 117 | Total Direct Disbursements/Expenditures (with Student Activity Funds (1999)) | | 12,521,877 | 2,571,516 | 1,867,745 | 1,481,197 | 100,200 | 1,686,904 | 109,996 | 0 | 20,339,435 |
| 118 | Excess (Deficiency) of Receipts/Revenues Over Disbursements/Expenditures (without Student Activity Funds 1999) | | | | | | | | | | (844,771) |
| 119 | Excess (Deficiency) of Receipts/Revenues Over Disbursements/Expenditures (with Student Activity Funds 1999) | | | | | | | | | | (844,771) |
| 120 | | | | | | | | | | | |
| 121 | 20 - OPERATIONS AND MAINTENANCE FUND (O&M) | | | | | | | | | | |
| 122 | SUPPORT SERVICES (O&M) | 2000 | | | | | | | | | |
| 123 | Support Services - Pupil | 2100 | | | | | | | | | |
| 124 | Other Support Services - Pupils (Describe & Itemize) | 2190 | | | | | | | | | 0 |
| 125 | Support Services - Business | 2500 | | | | | | | | | |
| 126 | Direction of Business Support Services | 2510 | | | | | | | | | 0 |
| 127 | Facilities Acquisition & Construction Services | 2530 | | | 160,000 | | 1,705,000 | | | | 1,865,000 |
| 128 | Operation & Maintenance of Plant Services | 2540 | 203,719 | 67,370 | 1,586,882 | 757,200 | 919,650 | | 85,510 | | 3,620,331 |
| 129 | Pupil Transportation Services | 2550 | | | | | | | | | 0 |
| 130 | Food Services | 2560 | | | | | | | | | 0 |
| 131 | Total Support Services - Business | 2500 | 203,719 | 67,370 | 1,746,882 | 757,200 | 2,624,650 | 0 | 85,510 | 0 | 5,485,331 |
| 132 | Other Support Services - Misc. (Describe & Itemize) | 2900 | | | | | | | | | 0 |
| 133 | Total Support Services | 2000 | 203,719 | 67,370 | 1,746,882 | 757,200 | 2,624,650 | 0 | 85,510 | 0 | 5,485,331 |
| 134 | COMMUNITY SERVICES (O&M) | 3000 | | | | | | | | | 0 |
| 135 | PAYMENTS TO OTHER DIST & GOVT UNITS (O&M) | 4000 | | | | | | | | | |
| 136 | Payments to Other Dist & Govt Units (In-State) | 4100 | | | | | | | | | |
| 137 | Payments for Regular Programs | 4110 | | | | | | | | | 360 |
| 138 | Payments for Special Education Programs | 4120 | | | 85,000 | | | | | | 85,000 |
| 139 | Payments for CTE Program | 4140 | | | | | | | | | 0 |
| 140 | Other Payments to In-State Govt Units - Programs (Describe & Itemize) | 4190 | | | | | | | | | 0 |
| 141 | Total Payments to Other Dist & Govt Units (In-State) | 4100 | | | 85,000 | | | | | | 85,000 |
| 142 | Payments to Other Dist & Govt Units (Out of State) ¹⁴ | 4400 | | | | | | | | | 0 |
| 143 | Total Payments to Other Dist & Govt Unit | 4000 | | | 85,000 | | | | | | 85,000 |
| 144 | DEBT SERVICE (O&M) | 5000 | | | | | | | | | |
| 145 | Debt Service - Interest on Short-Term Debt | 5100 | | | | | | | | | |
| 146 | Tax Anticipation Warrants | 5110 | | | | | | | | | 0 |
| 147 | Tax Anticipation Notes | 5120 | | 0 | | | | | | | |
| 148 | Corporate Personal Prop Repl Tax Anticipated Notes | 5130 | | 0 | | | | | | | |
| 149 | State Aid Anticipation Certificates | 5140 | | 0 | | | | | | | |
| 150 | Other Interest on Short-Term Debt (Describe & Itemize) | 5150 | | 0 | | | | | | | |
| 151 | Total Debt Service - Interest on Short-Term Debt | 5100 | | 0 | | | | | | | |
| 152 | Debt Service - Interest on Long-Term Debt | 5200 | | 0 | | | | | | | |
| 153 | Total Debt Service | 5000 | | 0 | | | | | | | |
| 154 | PROVISION FOR CONTINGENCIES (O&M) | 6000 | | 0 | | | | | | | |
| 155 | Total Direct Disbursements/Expenditures | | 203,719 | 67,370 | 1,831,882 | 757,200 | 2,624,650 | 0 | 85,510 | 0 | 5,570,331 |
| 156 | Excess (Deficiency) of Receipts/Revenues Over Disbursements/Expenditures | | | | | | | | | | (1,109,008) |
| 157 | | | | | | | | | | | |
| 158 | 30 - DEBT SERVICE FUND (DS) | | | | | | | | | | |
| 159 | PAYMENTS TO OTHER DIST & GOVT UNITS (DS) | 4000 | | | | | | | | | |
| 160 | Payments to Other Dist & Govt Units (In-State) | 4100 | | | | | | | | | |
| 161 | Payments for Regular Programs | 4110 | | | | | | | | | 0 |
| 162 | Payments for Special Education Programs | 4120 | | | | | | | | | 0 |
| 163 | Other Payments to In-State Govt Units - Programs (Describe & Itemize) | 4190 | | | | | | | | | 0 |
| 164 | Total Payments to Other Dist & Govt Units (In-State) | 4000 | | | | | | 0 | | | 0 |
| 165 | DEBT SERVICE (DS) | 5000 | | | | | | | | | |
| 166 | Debt Service - Interest on Short-Term Debt | 5100 | | | | | | | | | |
| 167 | Tax Anticipation Warrants | 5110 | | | | | | 245,574 | | | 245,574 |
| 168 | Tax Anticipation Notes | 5120 | | | | | | | | | 0 |
| 169 | Corporate Personal Prop Repl Tax Anticipation Notes | 5130 | | | | | | | | | 0 |
| 170 | State Aid Anticipation Certificates | 5140 | | | | | | | | | 0 |
| 171 | Other Interest on Short-Term Debt (Describe & Itemize) | 5150 | | | | | | | | | 0 |

| | A | B | C | D | E | F | G | H | I | J | K |
|-----|--|---------|----------|-------------------|--------------------|----------------------|----------------|---------------|---------------------------|----------------------|-----------|
| 1 | Description: Enter Whole Numbers Only | Funct # | (100) | (200) | (300) | (400) | (500) | (600) | (700) | (800) | (900) |
| 2 | | | Salaries | Employee Benefits | Purchased Services | Supplies & Materials | Capital Outlay | Other Objects | Non-Capitalized Equipment | Termination Benefits | Total |
| 172 | Total Debt Service - Interest On Short-Term Debt | 5100 | | | | | | 245,574 | | | 245,574 |
| 173 | Debt Service - Interest on Long-Term Debt | 5200 | | | | | | 545,575 | | | 545,575 |
| 174 | Debt Service - Payments of Principal on Long-Term Debt ¹⁵ (Lease/Purchase Principal Retired) (Describe & Itemize) | 5300 | | | | | | | | | 0 |
| 175 | Debt Service - Other (Describe & Itemize) | 5400 | | | 7,750 | | | | | | 7,750 |
| 176 | Total Debt Service | 5000 | | | 7,750 | | | 791,149 | | | 798,899 |
| 177 | PROVISION FOR CONTINGENCIES (DS) | 6000 | | | | | | | | | 0 |
| 178 | Total Direct Disbursements/Expenditures | | | | 7,750 | | | 791,149 | | | 798,899 |
| 179 | Excess (Deficiency) of Receipts/Revenues Over Disbursements/Expenditures | | | | | | | | | | (218,564) |
| 180 | | | | | | | | | | | |
| 181 | 40 - TRANSPORTATION FUND (TR) | | | | | | | | | | |
| 182 | SUPPORT SERVICES (TR) | 2000 | | | | | | | | | |
| 183 | Support Services - Pupils | 2100 | | | | | | | | | |
| 184 | Other Support Services - Pupils (Describe & Itemize) | 2190 | | | | | | | | | 0 |
| 185 | Support Services - Business | | | | | | | | | | |
| 186 | Pupil Transportation Services | 2550 | 471,853 | 76,410 | 537,912 | 127,457 | 277,300 | | 5,000 | | 1,495,932 |
| 187 | Other Support Services - Business (Describe & Itemize) | 2900 | | | | | | | | | 0 |
| 188 | Total Support Services | 2000 | 471,853 | 76,410 | 537,912 | 127,457 | 277,300 | 0 | 5,000 | 0 | 1,495,932 |
| 189 | COMMUNITY SERVICES (TR) | 3000 | | | | | | | | | 0 |
| 190 | PAYMENTS TO OTHER DIST & GOVT UNITS (TR) | 4000 | | | | | | | | | |
| 191 | Payments to Other Dist & Govt Units (In-State) | 4100 | | | | | | | | | |
| 192 | Payments for Regular Program | 4110 | | | | | | | | | 0 |
| 193 | Payments for Special Education Programs | 4120 | | | 60,000 | | | | | | 60,000 |
| 194 | Payments for Adult/Continuing Education Programs | 4130 | | | | | | | | | 0 |
| 195 | Payments for CTE Programs | 4140 | | | | | | | | | 0 |
| 196 | Payments for Community College Programs | 4170 | | | | | | | | | 0 |
| 197 | Other Payments to In-State Govt Units - Programs (Describe & Itemize) | 4190 | | | | | | | | | 0 |
| 198 | Total Payments to Other Dist & Govt Units (In-State) | 4100 | | | 60,000 | | | 0 | | | 60,000 |
| 199 | Payments to Other Dist & Govt Units (Out-of-State) (Describe & Itemize) | 4400 | | | | | | | | | 0 |
| 200 | Total Payments to Other Dist & Govt Units | 4000 | | | 60,000 | | | 0 | | | 60,000 |
| 201 | DEBT SERVICE (TR) | 5000 | | | | | | | | | |
| 202 | Debt Service - Interest on Short-Term Debt | 5100 | | | | | | | | | |
| 203 | Tax Anticipation Warrants | 5110 | | | | | | | | | 0 |
| 204 | Tax Anticipation Notes | 5120 | | | | | | | | | 0 |
| 205 | Corporate Personal Prop Repl Tax Anticipation Notes | 5130 | | | | | | | | | 0 |
| 206 | State Aid Anticipation Certificates | 5140 | | | | | | | | | 0 |
| 207 | Other Interest on Short-Term Debt (Describe & Itemize) | 5150 | | | | | | | | | 0 |
| 208 | Total Debt Service - Interest On Short-Term Debt | 5100 | | | | | | 0 | | | 0 |
| 209 | Debt Service - Interest on Long-Term Debt | 5200 | | | | | | | | | 0 |
| 210 | Debt Service - Payments of Principal on Long-Term Debt ¹⁵ (Lease/Purchase Principal Retired) (Describe & Itemize) | 5300 | | | | | | | | | 0 |
| 211 | Debt Service - Other (Describe & Itemize) | 5400 | | | | | | | | | 0 |
| 212 | Total Debt Service | 5000 | | | | | | 0 | | | 0 |
| 213 | PROVISION FOR CONTINGENCIES (TR) | 6000 | | | | | | | | | 0 |
| 214 | Total Direct Disbursements/Expenditures | | 471,853 | 76,410 | 597,912 | 127,457 | 277,300 | 0 | 5,000 | 0 | 1,555,932 |
| 215 | Excess (Deficiency) of Receipts/Revenues Over Disbursements/Expenditures | | | | | | | | | | (304,320) |
| 216 | | | | | | | | | | | |
| 217 | 50 - MUNICIPAL RETIREMENT/SOC SEC FUND (MR/SS) | | | | | | | | | | |
| 218 | INSTRUCTION (MR/SS) | 1000 | | | | | | | | | |
| 219 | Regular Program | 1100 | | 124,125 | | | | | | | 124,125 |
| 220 | Pre-K Programs | 1125 | | 9,538 | | | | | | | 9,538 |
| 221 | Special Education Programs (Functions 1200-1220) | 1200 | | 125,762 | | | | | | | 125,762 |
| 222 | Special Education Programs Pre-K | 1225 | | 10,113 | | | | | | | 10,113 |
| 223 | Remedial and Supplemental Programs K-12 | 1250 | | 971 | | | | | | | 971 |
| 224 | Remedial and Supplemental Programs Pre-K | 1275 | | | | | | | | | 0 |

| | A | B | C | D | E | F | G | H | I | J | K |
|-----|--|-------------|-------------------|----------------------------|-----------------------------|-------------------------------|-------------------------|------------------------|------------------------------------|-------------------------------|----------------|
| 1 | Description: Enter Whole Numbers Only | Funct # | (100) Salaries | (200) Employee Benefits | (300) Purchased Services | (400) Supplies & Materials | (500) Capital Outlay | (600) Other Objects | (700) Non-Capitalized Equipment | (800) Termination Benefits | (900) Total |
| 2 | | | | | | | | | | | |
| 225 | Adult/Continuing Education Programs | 1300 | | | | | | | | | 0 |
| 226 | CTE Programs | 1400 | | | | | | | | | 0 |
| 227 | Interscholastic Programs | 1500 | | | | | | | | | 0 |
| 228 | Summer School Programs | 1600 | | | | | | | | | 0 |
| 229 | Gifted Programs | 1650 | | | | | | | | | 0 |
| 230 | Driver's Education Programs | 1700 | | | | | | | | | 0 |
| 231 | Bilingual Programs | 1800 | | 2,346 | | | | | | | 2,346 |
| 232 | Truant Alternative & Optional Programs | 1900 | | | | | | | | | 0 |
| 233 | Total Instruction | 1000 | | 272,855 | | | | | | | 272,855 |
| 234 | SUPPORT SERVICES (MR/SS) | 2000 | | | | | | | | | |
| 235 | Support Services - Pupil | 2100 | | | | | | | | | |
| 236 | Attendance & Social Work Services | 2110 | | 4,066 | | | | | | | 4,066 |
| 237 | Guidance Services | 2120 | | | | | | | | | 0 |
| 238 | Health Services | 2130 | | 29,590 | | | | | | | 29,590 |
| 239 | Psychological Services | 2140 | | 13,110 | | | | | | | 13,110 |
| 240 | Speech Pathology & Audiology Services | 2150 | | | | | | | | | 0 |
| 241 | Other Support Services - Pupils <i>(Describe & Itemize)</i> | 2190 | | 5,188 | | | | | | | 5,188 |
| 242 | Total Support Services - Pupil | 2100 | | 51,954 | | | | | | | 51,954 |
| 243 | Support Services - Instructional Staff | 2200 | | | | | | | | | |
| 244 | Improvement of Instruction Services | 2210 | | 14,555 | | | | | | | 14,555 |
| 245 | Educational Media Services | 2220 | | | | | | | | | 0 |
| 246 | Assessment & Testing | 2230 | | | | | | | | | 0 |
| 247 | Total Support Services - Instructional Staff | 2200 | | 14,555 | | | | | | | 14,555 |
| 248 | Support Services - General Administration | 2300 | | | | | | | | | |
| 249 | Board of Education Services | 2310 | | | | | | | | | 0 |
| 250 | Executive Administration Services | 2320 | | 17,258 | | | | | | | 17,258 |
| 251 | Special Area Administrative Services | 2330 | | | | | | | | | 0 |
| 252 | Claims Paid from Self Insurance Fund | 2361 | | | | | | | | | 0 |
| 253 | Risk Management and Claims Services Payments | 2365 | | | | | | | | | 0 |
| 254 | Total Support Services - General Administration | 2300 | | 17,258 | | | | | | | 17,258 |
| 255 | Support Services - School Administration | 2400 | | | | | | | | | |
| 256 | Office of the Principal Services | 2410 | | 59,547 | | | | | | | 59,547 |
| 257 | Other Support Services - School Administration <i>(Describe & Itemize)</i> | 2490 | | | | | | | | | 0 |
| 258 | Total Support Services - School Administration | 2400 | | 59,547 | | | | | | | 59,547 |
| 259 | Support Services - Business | 2500 | | | | | | | | | |
| 260 | Direction of Business Support Services | 2510 | | 4,304 | | | | | | | 4,304 |
| 261 | Fiscal Services | 2520 | | 13,000 | | | | | | | 13,000 |
| 262 | Facilities Acquisition & Construction Services | 2530 | | | | | | | | | 0 |
| 263 | Operation & Maintenance of Plant Service | 2540 | | 23,083 | | | | | | | 23,083 |
| 264 | Pupil Transportation Services | 2550 | | 62,600 | | | | | | | 62,600 |
| 265 | Food Services | 2560 | | 35,674 | | | | | | | 35,674 |
| 266 | Internal Services | 2570 | | | | | | | | | 0 |
| 267 | Total Support Services - Business | 2500 | | 138,661 | | | | | | | 138,661 |
| 268 | Support Services - Central | 2600 | | | | | | | | | |
| 269 | Direction of Central Support Services | 2610 | | | | | | | | | 0 |
| 270 | Planning, Research, Development & Evaluation Services | 2620 | | | | | | | | | 0 |
| 271 | Information Services | 2630 | | 310 | | | | | | | 310 |
| 272 | Staff Services | 2640 | | 14,025 | | | | | | | 14,025 |
| 273 | Data Processing Services | 2660 | | 55,107 | | | | | | | 55,107 |
| 274 | Total Support Services - Central | 2600 | | 69,442 | | | | | | | 69,442 |
| 275 | Other Support Services - Misc. <i>(Describe & Itemize)</i> | 2900 | | | | | | | | | 0 |
| 276 | Total Support Services | 2000 | | 351,417 | | | | | | | 351,417 |
| 277 | COMMUNITY SERVICES (MR/SS) | 3000 | | | | | | | | | 0 |
| 278 | PAYMENTS TO OTHER DIST & GOVT UNITS (MR/SS) | 4000 | | | | | | | | | |
| 279 | Payments for Regular Programs | 4110 | | | | | | | | | 0 |
| 280 | Payments for Special Education Programs | 4120 | | | | | | | | | 0 |
| 281 | Payments for CTE Programs | 4140 | | | | | | | | | 0 |
| 282 | Total Payments to Other Dist & Govt Units | 4000 | | 0 | | | | | | | 0 |

| | A | B | C | D | E | F | G | H | I | J | K |
|-----|--|-------------|-------------------|-------------------------------|--------------------------------|----------------------------------|-------------------------|------------------------|---------------------------------------|----------------------------------|----------------|
| 1 | Description: Enter Whole Numbers Only | Funct # | (100) Salaries | (200) Employee Benefits | (300) Purchased Services | (400) Supplies & Materials | (500) Capital Outlay | (600) Other Objects | (700) Non-Capitalized Equipment | (800) Termination Benefits | (900) Total |
| 283 | DEBT SERVICE (MR/SS) | 5000 | | | | | | | | | |
| 284 | Debt Service - Interest on Short-Term Debt | 5100 | | | | | | | | | |
| 285 | Tax Anticipation Warrants | 5110 | | | | | | | | | 0 |
| 286 | Tax Anticipation Notes | 5120 | | | | | | | | | 0 |
| 287 | Corporate Personal Prop Repl Tax Anticipation Notes | 5130 | | | | | | | | | 0 |
| 288 | State Aid Anticipation Certificates | 5140 | | | | | | | | | 0 |
| 289 | Other Interest on Short-Term Debt <i>(Describe & Itemize)</i> | 5150 | | | | | | | | | 0 |
| 290 | Total Debt Service | 5000 | | | | | | 0 | | | 0 |
| 291 | PROVISION FOR CONTINGENCIES (MR/SS) | 6000 | | | | | | | | | 0 |
| 292 | Total Direct Disbursements/Expenditures | | | 624,272 | | | | 0 | | | 624,272 |
| 293 | Excess (Deficiency) of Receipts/Revenues Over Disbursements/Expenditures | | | | | | | | | | (202,239) |
| 294 | | | | | | | | | | | |
| 295 | 60 - CAPITAL PROJECTS (CP) | | | | | | | | | | |
| 296 | SUPPORT SERVICES (CP) | 2000 | | | | | | | | | |
| 297 | Support Services - Business | | | | | | | | | | |
| 298 | Facilities Acquisition & Construction Services | 2530 | | | | | | | | | 0 |
| 299 | Other Support Services - Business <i>(Describe & Itemize)</i> | 2900 | | | | | | | | | 0 |
| 300 | Total Support Services | 2000 | 0 | 0 | 0 | 0 | 0 | 0 | 0 | | 0 |
| 301 | PAYMENTS TO OTHER DIST & GOVT UNITS (CP) | 4000 | | | | | | | | | |
| 302 | Payments to Other Dist & Govt Units (In-State) | 4100 | | | | | | | | | |
| 303 | Payments to Regular Programs | 4110 | | | | | | | | | 0 |
| 304 | Payment for Special Education Programs | 4120 | | | | | | | | | 0 |
| 305 | Payment for CTE Programs | 4140 | | | | | | | | | 0 |
| 306 | Payments to Other Govt Units - Programs (In-State) <i>(Describe & Itemize)</i> | 4190 | | | | | | | | | 0 |
| 307 | Total Payments to Other Districts & Govt Units | 4000 | | | 0 | | | 0 | | | 0 |
| 308 | PROVISION FOR CONTINGENCIES (CP) | 6000 | | | | | | | | | 0 |
| 309 | Total Direct Disbursements/Expenditures | | 0 | 0 | 0 | 0 | 0 | 0 | 0 | | 0 |
| 310 | Excess (Deficiency) of Receipts/Revenues Over Disbursements/Expenditures | | | | | | | | | | 0 |
| 311 | | | | | | | | | | | |
| 312 | 70 WORKING CASH FUND (WC) | | | | | | | | | | |
| 313 | | | | | | | | | | | |
| 314 | 80 - TORT FUND (TF) | | | | | | | | | | |
| 315 | INSTRUCTION (TF) | 1000 | | | | | | | | | |
| 316 | Regular Programs | 1100 | 0 | 0 | 0 | 0 | 0 | 0 | 0 | 0 | 0 |
| 317 | Tuition Payment to Charter Schools | 1115 | | | | | | | | | 0 |
| 318 | Pre-K Programs | 1125 | | | | | | | | | 0 |
| 319 | Special Education Programs (Functions 1200 - 1220) | 1200 | | | | | | | | | 0 |
| 320 | Special Education Programs Pre-K | 1225 | | | | | | | | | 0 |
| 321 | Remedial and Supplemental Programs K-12 | 1250 | | | | | | | | | 0 |
| 322 | Remedial and Supplemental Programs Pre-K | 1275 | | | | | | | | | 0 |
| 323 | Adult/Continuing Education Programs | 1300 | | | | | | | | | 0 |
| 324 | CTE Programs | 1400 | | | | | | | | | 0 |
| 325 | Interscholastic Programs | 1500 | | | | | | | | | 0 |
| 326 | Summer School Programs | 1600 | | | | | | | | | 0 |
| 327 | Gifted Programs | 1650 | | | | | | | | | 0 |
| 328 | Driver's Education Programs | 1700 | | | | | | | | | 0 |
| 329 | Bilingual Programs | 1800 | | | | | | | | | 0 |
| 330 | Truant Alternative & Optional Programs | 1900 | 0 | 0 | 0 | 0 | 0 | 0 | 0 | 0 | 0 |
| 331 | Pre-K Programs - Private Tuition | 1910 | | | | | | | | | 0 |
| 332 | Regular K-12 Programs Private Tuition | 1911 | | | | | | | | | 0 |
| 333 | Special Education Programs K-12 Private Tuition | 1912 | | | | | | | | | 0 |
| 334 | Special Education Programs Pre-K Tuition | 1913 | | | | | | | | | 0 |
| 335 | Remedial/Supplemental Programs K-12 Private Tuition | 1914 | | | | | | | | | 0 |
| 336 | Remedial/Supplemental Programs Pre-K Private Tuition | 1915 | | | | | | | | | 0 |
| 337 | Adult/Continuing Education Programs Private Tuition | 1916 | | | | | | | | | 0 |
| 338 | CTE Programs Private Tuition | 1917 | | | | | | | | | 0 |
| 339 | Interscholastic Programs Private Tuition | 1918 | | | | | | | | | 0 |

| | A | B | C | D | E | F | G | H | I | J | K |
|-----|---|-------------|-------------------|-------------------------------|--------------------------------|----------------------------------|-------------------------|------------------------|---------------------------------------|----------------------------------|----------------|
| 1 | Description: Enter Whole Numbers Only | Funct # | (100) Salaries | (200) Employee Benefits | (300) Purchased Services | (400) Supplies & Materials | (500) Capital Outlay | (600) Other Objects | (700) Non-Capitalized Equipment | (800) Termination Benefits | (900) Total |
| 2 | | | | | | | | | | | |
| 340 | Summer School Programs Private Tuition | 1919 | | | | | | | | | 0 |
| 341 | Gifted Programs Private Tuition | 1920 | | | | | | | | | 0 |
| 342 | Bilingual Programs Private Tuition | 1921 | | | | | | | | | 0 |
| 343 | Truants Alternative/Opt Ed Programs Private Tuition | 1922 | | | | | | | | | 0 |
| 344 | Total Instruction¹⁴ | 1000 | 0 | 0 | 0 | 0 | 0 | 0 | 0 | 0 | 0 |
| 345 | SUPPORT SERVICES (TF) | 2000 | | | | | | | | | |
| 346 | Support Services - Pupil | 2100 | | | | | | | | | |
| 347 | Attendance & Social Work Services | 2110 | | | | | | | | | 0 |
| 348 | Guidance Services | 2120 | | | | | | | | | 0 |
| 349 | Health Services | 2130 | | | | | | | | | 0 |
| 350 | Psychological Services | 2140 | | | | | | | | | 0 |
| 351 | Speech Pathology & Audiology Services | 2150 | | | | | | | | | 0 |
| 352 | Other Support Services - Pupils (Describe & Itemize) | 2190 | | | | | | | | | 0 |
| 353 | Total Support Services - Pupil | 2100 | 0 | 0 | 0 | 0 | 0 | 0 | 0 | 0 | 0 |
| 354 | Support Services - Instructional Staff | 2200 | | | | | | | | | |
| 355 | Improvement of Instruction Services | 2210 | | | | | | | | | 0 |
| 356 | Educational Media Services | 2220 | | | | | | | | | 0 |
| 357 | Assessment & Testing | 2230 | | | | | | | | | 0 |
| 358 | Total Support Services - Instructional Staff | 2200 | 0 | 0 | 0 | 0 | 0 | 0 | 0 | 0 | 0 |
| 359 | Support Services - General Administration | 2300 | | | | | | | | | |
| 360 | Board of Education Services | 2310 | | | | | | | | | 0 |
| 361 | Executive Administration Services | 2320 | | | | | | | | | 0 |
| 362 | Special Area Administration Services | 2330 | | | | | | | | | 40 |
| 363 | Claims Paid from Self Insurance Fund | 2361 | | | | | | | | | 0 |
| 364 | Risk Management and Claims Services Payments | 2365 | | | 0 | | | | | | 0 |
| 365 | Total Support Services - General Administration | 2300 | 0 | 0 | 0 | 0 | 0 | 0 | 0 | 0 | 0 |
| 366 | Support Services - School Administration | 2400 | | | | | | | | | |
| 367 | Office of the Principal Services | 2410 | | | | | | | | | 0 |
| 368 | Other Support Services - School Administration (Describe & Itemize) | 2490 | | | | | | | | | 0 |
| 369 | Total Support Services - School Administration | 2400 | 0 | 0 | 0 | 0 | 0 | 0 | 0 | 0 | 0 |
| 370 | Support Services - Business | 2500 | | | | | | | | | |
| 371 | Direction of Business Support Services | 2510 | | | | | | | | | 0 |
| 372 | Fiscal Services | 2520 | | | | | | | | | 0 |
| 373 | Facilities Acquisition & Construction Services | 2530 | | | | | | | | | 0 |
| 374 | Operation & Maintenance of Plant Services | 2540 | | | | | | | | | 0 |
| 375 | Pupil Transportation Services | 2550 | | | | | | | | | 0 |
| 376 | Food Services | 2560 | | | | | | | | | 0 |
| 377 | Internal Services | 2570 | | | | | | | | | 0 |
| 378 | Total Support Services - Business | 2500 | 0 | 0 | 0 | 0 | 0 | 0 | 0 | 0 | 0 |
| 379 | Support Services - Central | 2600 | | | | | | | | | |
| 380 | Direction of Central Support Services | 2610 | | | | | | | | | 0 |
| 381 | Planning, Research, Development & Evaluation Services | 2620 | | | | | | | | | 0 |
| 382 | Information Services | 2630 | | | | | | | | | 0 |
| 383 | Staff Services | 2640 | | | | | | | | | 0 |
| 384 | Data Processing Services | 2660 | | | | | | | | | 0 |
| 385 | Total Support Services - Central | 2600 | 0 | 0 | 0 | 0 | 0 | 0 | 0 | 0 | 0 |
| 386 | Other Support Services - Misc. (Describe & Itemize) | 2900 | | | | | | | | | 0 |
| 387 | Total Support Services | 2000 | 0 | 0 | 0 | 0 | 0 | 0 | 0 | 0 | 0 |
| 388 | COMMUNITY SERVICES (TF) | 3000 | | | | | | | | | 0 |
| 389 | PAYMENTS TO OTHER DIST & GOVT UNITS (TF) | 4000 | | | | | | | | | |
| 390 | Payments to Other Dist & Govt Units (In-State) | 4100 | | | | | | | | | |
| 391 | Payments for Regular Programs | 4110 | | | | | | | | | 0 |
| 392 | Payments for Special Education Programs | 4120 | | | | | | | | | 0 |
| 393 | Payments for Adult/Continuing Education Programs | 4130 | | | | | | | | | 0 |
| 394 | Payments for CTE Programs | 4140 | | | | | | | | | 0 |
| 395 | Payments for Community College Programs | 4170 | | | | | | | | | 0 |
| 396 | Other Payments to In-State Govt Units - Programs (Describe & Itemize) | 4190 | | | | | | | | | 0 |
| 397 | Total Payments to Other Dist & Govt Units (In-State) | 4100 | | | 0 | | | 0 | | | 0 |

| | A | B | C | D | E | F | G | H | I | J | K |
|-----|--|-------------|----------|-------------------|--------------------|----------------------|----------------|---------------|---------------------------|----------------------|-------|
| 1 | Description: Enter Whole Numbers Only | Funct # | (100) | (200) | (300) | (400) | (500) | (600) | (700) | (800) | (900) |
| 2 | | | Salaries | Employee Benefits | Purchased Services | Supplies & Materials | Capital Outlay | Other Objects | Non-Capitalized Equipment | Termination Benefits | Total |
| 398 | Payments for Regular Programs - Tuition | 4210 | | | | | | | | | 0 |
| 399 | Payments for Special Education Programs - Tuition | 4220 | | | | | | | | | 0 |
| 400 | Payments for Adult/Continuing Education Programs - Tuition | 4230 | | | | | | | | | 0 |
| 401 | Payments for CTE Programs - Tuition | 4240 | | | | | | | | | 0 |
| 402 | Payments for Community College Programs - Tuition | 4270 | | | | | | | | | 0 |
| 403 | Payments for Other Programs - Tuition | 4280 | | | | | | | | | 0 |
| 404 | Other Payments to In-State Govt Units - Tuition <i>(Describe & Itemize)</i> | 4290 | | | | | | | | | 0 |
| 405 | Total Payments to Other Dist & Govt Units - Tuition (In State) | 4200 | | | | | | 0 | | | 0 |
| 406 | Payments for Regular Programs - Transfers | 4310 | | | | | | | | | 0 |
| 407 | Payments for Special Education Programs - Transfers | 4320 | | | | | | | | | 0 |
| 408 | Payments for Adult/Continuing Ed Programs - Transfers | 4330 | | | | | | | | | 0 |
| 409 | Payments for CTE Programs - Transfers | 4340 | | | | | | | | | 0 |
| 410 | Payments for Community College Program - Transfers | 4370 | | | | | | | | | 0 |
| 411 | Payments for Other Programs - Transfers | 4380 | | | | | | | | | 0 |
| 412 | Other Payments to In-State Govt Units - Transfers <i>(Describe & Itemize)</i> | 4390 | | | | | | | | | 0 |
| 413 | Total Payments to Other Dist & Govt Units-Transfers (In State) | 4300 | | | 0 | | | 0 | | | 0 |
| 414 | Payments to Other Dist & Govt Units (Out of State) | 4400 | | | | | | | | | 0 |
| 415 | Total Payments to Other Dist & Govt Units | 4000 | | | 0 | | | 0 | | | 0 |
| 416 | DEBT SERVICE (TF) | 5000 | | | | | | | | | |
| 417 | Debt Service - Interest on Short-Term Debt | | | | | | | | | | |
| 418 | Tax Anticipation Warrants | 5110 | | | | | | | | | 0 |
| 419 | Tax Anticipation Notes | 5120 | | | | | | | | | 0 |
| 420 | Corporate Personal Property Replacement Tax Anticipation Notes | 5130 | | | | | | | | | 41 |
| 421 | State Aid Anticipation Certificates | 5140 | | | | | | | | | 0 |
| 422 | Other Interest or Short-Term Debt <i>(Describe & Itemize)</i> | 5150 | | | | | | | | | 0 |
| 423 | Debt Service - Interest on Long-Term Debt | 5200 | | | | | | | | | 0 |
| 424 | Debt Service - Payments of Principal on Long-Term Debt ¹⁵ (Lease/Purchase Principal Retired) <i>(Describe & Itemize)</i> | 5300 | | | | | | | | | 0 |
| 425 | Debt Service - Other <i>(Describe & Itemize)</i> | 5400 | | | | | | | | | 0 |
| 426 | Total Debt Service | 5000 | | | 0 | | | 0 | | | 0 |
| 427 | PROVISION FOR CONTINGENCIES (TF) | 6000 | | | | | | | | | 0 |
| 428 | Total Direct Disbursements/Expenditures | | 0 | 0 | 0 | 0 | 0 | 0 | 0 | 0 | 0 |
| 429 | Excess (Deficiency) of Receipts/Revenues Over Disbursements/Expenditures | | | | | | | | | | 2,525 |
| 430 | | | | | | | | | | | |
| 431 | 90 - FIRE PREVENTION & SAFETY FUND (FP&S) | | | | | | | | | | |
| 432 | SUPPORT SERVICES (FP&S) | 2000 | | | | | | | | | |
| 433 | Support Services - Business | 2500 | | | | | | | | | |
| 434 | Facilities Acquisition & Construction Services | 2530 | | | | | | | | | 0 |
| 435 | Operation & Maintenance of Plant Service | 2540 | | | | | | | | | 0 |
| 436 | Total Support Services - Business | 2500 | 0 | 0 | 0 | 0 | 0 | 0 | 0 | | 0 |
| 437 | Other Support Services - Misc. <i>(Describe & Itemize)</i> | 2900 | | | | | | | | | 0 |
| 438 | Total Support Services | 2000 | 0 | 0 | 0 | 0 | 0 | 0 | 0 | | 0 |
| 439 | PAYMENTS TO OTHER DISTRICTS & GOVT UNITS (FP&S) | 4000 | | | | | | | | | |
| 440 | Payments to Regular Programs | 4110 | | | | | | | | | 0 |
| 441 | Payments to Special Education Programs | 4120 | | | | | | | | | 0 |
| 442 | Other Payments to In-State Govt Units - Programs <i>(Describe & Itemize)</i> | 4190 | | | | | | | | | 0 |
| 443 | Total Payments to Other Districts & Govt Units (FPS) | 4000 | | | | | | 0 | | | 0 |
| 444 | DEBT SERVICE (FP&S) | 5000 | | | | | | | | | |
| 445 | Debt Service - Interest on Short-Term Debt | 5100 | | | | | | | | | |
| 446 | Tax Anticipation Warrants | 5110 | | | | | | | | | 0 |
| 447 | Other Interest on Short-Term Debt <i>(Describe & Itemize)</i> | 5150 | | | | | | | | | 0 |
| 448 | Total Debt Service - Interest on Short-Term Debt | 5100 | | | | | | 0 | | | 0 |
| 449 | Debt Service - Interest on Long-Term Debt | 5200 | | | | | | | | | 0 |
| 450 | Debt Service - Payments of Principal on Long-Term Debt ¹⁵ (Lease/Purchase Principal Retired) <i>(Describe & Itemize)</i> | 5300 | | | | | | | | | 0 |
| 451 | Total Debt Service | 5000 | | | | | | 0 | | | 0 |
| 452 | PROVISIONS FOR CONTINGENCIES (FP&S) | 6000 | | | | | | | | | 0 |

| | A | B | C | D | E | F | G | H | I | J | K |
|-----|--|---------|----------|-------------------|--------------------|----------------------|----------------|---------------|---------------------------|----------------------|-------|
| 1 | Description: Enter Whole Numbers Only | Funct # | (100) | (200) | (300) | (400) | (500) | (600) | (700) | (800) | (900) |
| 2 | | | Salaries | Employee Benefits | Purchased Services | Supplies & Materials | Capital Outlay | Other Objects | Non-Capitalized Equipment | Termination Benefits | Total |
| 453 | Total Direct Disbursements/Expenditures | | 0 | 0 | 0 | 0 | 0 | 0 | 0 | | 0 |
| 454 | Excess (Deficiency) of Receipts/Revenues Over Disbursements/Expenditures | | | | | | | | | | 0 |

| | B | C | D | E | F | G | H |
|----|--|--|----------------------------|---|------------|--|----|
| 1 | If there is an amount in column C or column G, please describe the type of revenue or expenditure in column D or column H. | | | | | | |
| 2 | Revenue Check: | Error - Please describe all the revenue. | | | | | |
| 3 | Expenditure Check: | OK | | | | | |
| 4 | Revenues Acct. (EstRev tab) | Amount | Describe Revenue | Expenditures Fund-Function (EstExp tab) | Amount | Describe Expenditures | |
| 5 | 1190 | | | 10-2190 | \$ 509,358 | Interventionist Salaries | |
| 6 | 1290 | | | 10-2490 | | | |
| 7 | 1614 | | | 10-2900 | \$ 10,000 | graduation expenses | |
| 8 | 1690 | \$ 250 | lunch income from staff | 10-4190 | | | |
| 9 | 1790 | \$ 9,000 | graduation fees | 10-4290 | | | |
| 10 | 1819 | | | 10-4390 | | | |
| 11 | 1829 | | | 10-4400 | | | |
| 12 | 1890 | | | 10-5150 | | | |
| 13 | 1993 | | | 20-2190 | | | |
| 14 | 1999 | \$ 143,100 | Misc revenue by building | 20-2900 | | | |
| 15 | 2300 | | | 20-4190 | | | |
| 16 | 3099 | | | 20-4400 | | | |
| 17 | 3199 | | | 20-5150 | | | |
| 18 | 3299 | | | 30-4190 | | | |
| 19 | 3499 | | | 30-5150 | | | |
| 20 | 3599 | | | 30-5300 | | | |
| 21 | 3999 | \$ 50,000 | | 30-5400 | \$ 7,750 | PMA Advisor Fee and Working Cash Issuance Fees | 43 |
| 22 | 4009 | | | 40-2190 | | | |
| 23 | 4090 | | | 40-2900 | | | |
| 24 | 4199 | | | 40-4190 | | | |
| 25 | 4299 | | | 40-4400 | | | |
| 26 | 4399 | | | 40-5150 | | | |
| 27 | 4499 | | | 40-5300 | | | |
| 28 | 4699 | | | 40-5400 | | | |
| 29 | 4799 | | | 50-2190 | \$ 5,188 | Interventionist IMRF | |
| 30 | 4998 | \$ 136,365 | Elevating Educators - SPED | 50-2490 | | | |
| 31 | | | | 50-2900 | | | |
| 32 | | | | 50-5150 | | | |
| 33 | | | | 60-2900 | | | |
| 34 | | | | 60-4190 | | | |
| 35 | | | | 80-2190 | | | |
| 36 | | | | 80-2490 | | | |
| 37 | | | | 80-2900 | | | |
| 38 | | | | 80-4190 | | | |
| 39 | | | | 80-4290 | | | |
| 40 | | | | 80-4390 | | | |
| 41 | | | | 80-4400 | | | |
| 42 | | | | 80-5150 | | | |
| 43 | | | | 80-5300 | | | |
| 44 | | | | 80-5400 | | | |
| 45 | | | | 90-2900 | | | |
| 46 | | | | 90-4190 | | | |
| 47 | | | | 90-5150 | | | |
| 48 | | | | 90-5300 | | | |

DEFICIT BUDGET SUMMARY INFORMATION - Operating Funds Only (School Districts Only)

| Description | EDUCATIONAL FUND (10) | OPERATIONS & MAINTENANCE FUND (20) | TRANSPORTATION FUND (40) | WORKING CASH FUND (70) | TOTAL |
|--|-----------------------|------------------------------------|--------------------------|------------------------|-------------|
| Direct Revenues | 19,494,664 | 4,461,323 | 1,251,612 | 235,292 | 25,442,891 |
| Direct Expenditures | 20,339,435 | 5,570,331 | 1,555,932 | | 27,465,698 |
| Difference | (844,771) | (1,109,008) | (304,320) | 235,292 | (2,022,807) |
| Estimated Fund Balance - June 30, 2025 | 8,507,184 | 888,361 | 479,286 | 3,375,065 | 13,249,896 |

Unbalanced budget; however, a Deficit Reduction Plan is not required at this time.

A deficit reduction plan is required if the local board of education adopts (or amends) the 2024-2025 school district budget in which the "operating funds" listed above result in direct revenues (line 9, BudgetSum 2-4) being less than direct expenditures (line 19, BudgetSum 2-4) by an amount equal to or greater than one-third (1/3) of the ending fund balance (line 81, BudgetSum 2-4).

Note: The balance is determined using only the four funds listed above. That is, if the estimated ending fund balance is less than three times the deficit spending, the district must adopt and file with ISBE a deficit reduction plan to balance the shortfall within three years.

Per School Code (105 ILCS 5/17-1) - If the Deficit AFR Summary Information tab from the 2023-2024 Annual Financial Report (AFR) reflects a deficit as defined above, then the school district shall adopt and submit a deficit reduction plan (found here on page 23-27) to ISBE within 30 days after acceptance of the AFR.

The deficit reduction plan, if required, is developed using ISBE guidelines and format.

| | A | B | C | D | E | F | G |
|----|---|----------------|-------------------------------|--|----------------------------|--------------------------|--------------------|
| 1 | *School Districts Only | | DEFICIT REDUCTION PLAN | | | | |
| 2 | | | | | | | |
| 3 | | | | | | | |
| 4 | | | | | | | |
| 5 | 56099159002 | | | | | | |
| 6 | <i>District Number</i> | | | | | | |
| 7 | Mokena SD 159 | | | | | | |
| 8 | <i>District Name</i> | | | | | | |
| 9 | | | Educational Fund | Operations & Maintenance Fund | Transportation Fund | Working Cash Fund | Total |
| 10 | ESTIMATED BEGINNING FUND BALANCE | | | | | | |
| 11 | (must equal prior Ending Fund Balance) | | 9,351,955 | 1,997,369 | 539,106 | 3,139,773 | 15,028,203 |
| 12 | RECEIPTS/REVENUES | Acct # | | | | | |
| 13 | LOCAL SOURCES | 1000 | 16,714,958 | 4,161,323 | 630,059 | 235,292 | 21,741,632 |
| 14 | FLOW-THROUGH RECEIPTS/REVENUES FROM ONE DISTRICT TO ANOTHER DISTRICT | 2000 | 0 | 0 | 0 | | 0 |
| 15 | STATE SOURCES | 3000 | 1,529,700 | 300,000 | 621,553 | 0 | 2,451,253 |
| 16 | FEDERAL SOURCES | 4000 | 1,250,006 | 0 | 0 | 0 | 1,250,006 |
| 17 | Total Receipts/Revenues | | 19,494,664 | 4,461,323 | 1,251,612 | 235,292 | 25,442,891 |
| 18 | DISBURSEMENTS/EXPENDITURES | Funct # | | | | | |
| 19 | INSTRUCTION | 1000 | 12,469,328 | | | | 12,469,328 |
| 20 | SUPPORT SERVICES | 2000 | 5,967,795 | 5,485,331 | 1,495,932 | | 12,949,058 |
| 21 | COMMUNITY SERVICES | 3000 | 51,273 | 0 | 0 | | 51,273 |
| 22 | PAYMENTS TO OTHER DISTRICTS & GOVT. UNITS | 4000 | 1,851,039 | 85,000 | 60,000 | | 1,996,039 |
| 23 | DEBT SERVICES | 5000 | 0 | 0 | 0 | | 0 |
| 24 | PROVISION FOR CONTINGENCIES | 6000 | 0 | 0 | 0 | | 0 |
| 25 | Total Disbursements/Expenditures | | 20,339,435 | 5,570,331 | 1,555,932 | | 27,465,698 |
| 26 | Excess of Receipts/Revenue Over/(Under) Disbursements/Expenditures | | (844,771) | (1,109,008) | (304,320) | 235,292 | (2,022,807) |
| 27 | OTHER SOURCES/USES OF FUNDS | | | | | | |
| 28 | OTHER SOURCES OF FUNDS (7000) | | 0 | 0 | 244,500 | 244,500 | 489,000 |
| 29 | OTHER USES OF FUNDS (8000) | | 0 | 0 | 0 | 244,500 | 244,500 |
| 30 | TOTAL OTHER SOURCES/USES OF FUNDS | | 0 | 0 | 244,500 | 0 | 244,500 |
| 31 | ESTIMATED ENDING FUND BALANCE | | 8,507,184 | 888,361 | 479,286 | 3,375,065 | 13,249,896 |

| | A | B | H | I | J | K | L |
|----|---|---------|---|-------------------------------|---------------------|-------------------|------------|
| 1 | *School Districts Only 56099159002 <i>District Number</i> Mokena SD 159 | | ESTIMATED BUDGET FY2025-2026 | | | | |
| 2 | | | | | | | |
| 3 | | | | | | | |
| 4 | | | | | | | |
| 5 | | | | | | | |
| 6 | <i>District Name</i> | | Educational Fund | Operations & Maintenance Fund | Transportation Fund | Working Cash Fund | Total |
| 7 | ESTIMATED BEGINNING FUND BALANCE <i>(must equal prior Ending Fund Balance)</i> | | 8,507,184 | 888,361 | 479,286 | 3,375,065 | 13,249,896 |
| 8 | RECEIPTS/REVENUES | Acct # | | | | | |
| 9 | LOCAL SOURCES | 1000 | | | | | 0 |
| 10 | FLOW-THROUGH RECEIPTS/REVENUES FROM ONE DISTRICT TO ANOTHER DISTRICT | 2000 | | | | | 0 |
| 11 | STATE SOURCES | 3000 | | | | | 0 |
| 12 | FEDERAL SOURCES | 4000 | | | | | 0 |
| 13 | Total Receipts/Revenues | | 0 | 0 | 0 | 0 | 0 |
| 14 | DISBURSEMENTS/EXPENDITURES | Funct # | | | | | |
| 15 | INSTRUCTION | 1000 | | | | | 0 |
| 16 | SUPPORT SERVICES | 2000 | | | | | 0 |
| 17 | COMMUNITY SERVICES | 3000 | | | | | 0 |
| 18 | PAYMENTS TO OTHER DISTRICTS & GOVT. UNITS | 4000 | | | | | 0 |
| 19 | DEBT SERVICES | 5000 | | | | | 0 |
| 20 | PROVISION FOR CONTINGENCIES | 6000 | | | | | 0 |
| 21 | Total Disbursements/Expenditures | | 0 | 0 | 0 | 0 | |
| 22 | Excess of Receipts/Revenue Over/(Under) Disbursements/Expenditures | | 0 | 0 | 0 | 0 | 0 |
| 23 | OTHER SOURCES/USES OF FUNDS | | | | | | |
| 24 | OTHER SOURCES OF FUNDS (7000) | | | | | | 0 |
| 25 | OTHER USES OF FUNDS (8000) | | | | | | 0 |
| 26 | TOTAL OTHER SOURCES/USES OF FUNDS | | 0 | 0 | 0 | 0 | 0 |
| 27 | ESTIMATED ENDING FUND BALANCE | | 8,507,184 | 888,361 | 479,286 | 3,375,065 | 13,249,896 |

| | A | B | M | N | O | P | Q |
|----|---|----------------|---|--|----------------------------|--------------------------|--------------|
| 1 | *School Districts Only 56099159002 <i>District Number</i> Mokena SD 159 | | ESTIMATED BUDGET FY2026-2027 | | | | |
| 2 | | | | | | | |
| 3 | | | | | | | |
| 4 | | | | | | | |
| 5 | | | | | | | |
| 6 | <i>District Name</i> | | Educational Fund | Operations & Maintenance Fund | Transportation Fund | Working Cash Fund | Total |
| 7 | ESTIMATED BEGINNING FUND BALANCE (must equal prior Ending Fund Balance) | | 8,507,184 | 888,361 | 479,286 | 3,375,065 | 13,249,896 |
| 8 | RECEIPTS/REVENUES | Acct # | | | | | |
| 9 | LOCAL SOURCES | 1000 | | | | | 0 |
| 10 | FLOW-THROUGH RECEIPTS/REVENUES FROM ONE DISTRICT TO ANOTHER DISTRICT | 2000 | | | | | 0 |
| 11 | STATE SOURCES | 3000 | | | | | 0 |
| 12 | FEDERAL SOURCES | 4000 | | | | | 0 |
| 13 | Total Receipts/Revenues | | 0 | 0 | 0 | 0 | 0 |
| 14 | DISBURSEMENTS/EXPENDITURES | Funct # | | | | | |
| 15 | INSTRUCTION | 1000 | | | | | 0 |
| 16 | SUPPORT SERVICES | 2000 | | | | | 0 |
| 17 | COMMUNITY SERVICES | 3000 | | | | | 0 |
| 18 | PAYMENTS TO OTHER DISTRICTS & GOVT. UNITS | 4000 | | | | | 0 |
| 19 | DEBT SERVICES | 5000 | | | | | 0 |
| 20 | PROVISION FOR CONTINGENCIES | 6000 | | | | | 0 |
| 21 | Total Disbursements/Expenditures | | 0 | 0 | 0 | 0 | |
| 22 | Excess of Receipts/Revenue Over/(Under) Disbursements/Expenditures | | 0 | 0 | 0 | 0 | 0 |
| 23 | OTHER SOURCES/USES OF FUNDS | | | | | | |
| 24 | OTHER SOURCES OF FUNDS (7000) | | | | | | 0 |
| 25 | OTHER USES OF FUNDS (8000) | | | | | | 0 |
| 26 | TOTAL OTHER SOURCES/USES OF FUNDS | | 0 | 0 | 0 | 0 | 0 |
| 27 | ESTIMATED ENDING FUND BALANCE | | 8,507,184 | 888,361 | 479,286 | 3,375,065 | 13,249,896 |

| | A | B | R | S | T | U | V |
|----|---|----------------|---|--|----------------------------|--------------------------|--------------|
| 1 | *School Districts Only 56099159002 <i>District Number</i> Mokena SD 159 | | ESTIMATED BUDGET FY2027-2028 | | | | |
| 2 | | | | | | | |
| 3 | | | | | | | |
| 4 | | | | | | | |
| 5 | | | | | | | |
| 6 | <i>District Name</i> | | Educational Fund | Operations & Maintenance Fund | Transportation Fund | Working Cash Fund | Total |
| 7 | ESTIMATED BEGINNING FUND BALANCE (must equal prior Ending Fund Balance) | | 8,507,184 | 888,361 | 479,286 | 3,375,065 | 13,249,896 |
| 8 | RECEIPTS/REVENUES | Acct # | | | | | |
| 9 | LOCAL SOURCES | 1000 | | | | | 0 |
| 10 | FLOW-THROUGH RECEIPTS/REVENUES FROM ONE DISTRICT TO ANOTHER DISTRICT | 2000 | | | | | 0 |
| 11 | STATE SOURCES | 3000 | | | | | 0 |
| 12 | FEDERAL SOURCES | 4000 | | | | | 0 |
| 13 | Total Receipts/Revenues | | 0 | 0 | 0 | 0 | 0 |
| 14 | DISBURSEMENTS/EXPENDITURES | Funct # | | | | | |
| 15 | INSTRUCTION | 1000 | | | | | 0 |
| 16 | SUPPORT SERVICES | 2000 | | | | | 0 |
| 17 | COMMUNITY SERVICES | 3000 | | | | | 0 |
| 18 | PAYMENTS TO OTHER DISTRICTS & GOVT. UNITS | 4000 | | | | | 0 |
| 19 | DEBT SERVICES | 5000 | | | | | 0 |
| 20 | PROVISION FOR CONTINGENCIES | 6000 | | | | | 0 |
| 21 | Total Disbursements/Expenditures | | 0 | 0 | 0 | | 0 |
| 22 | Excess of Receipts/Revenue Over/(Under) Disbursements/Expenditures | | 0 | 0 | 0 | 0 | |
| 23 | OTHER SOURCES/USES OF FUNDS | | | | | | |
| 24 | OTHER SOURCES OF FUNDS (7000) | | | | | | 0 |
| 25 | OTHER USES OF FUNDS (8000) | | | | | | 0 |
| 26 | TOTAL OTHER SOURCES/USES OF FUNDS | | 0 | 0 | 0 | 0 | 0 |
| 27 | ESTIMATED ENDING FUND BALANCE | | 8,507,184 | 888,361 | 479,286 | 3,375,065 | 13,249,896 |

| | A | B | W | X | Y | Z |
|----|---|---------|---|-------------|-------------|-------------|
| 1 | *School Districts Only 56099159002 District Number Mokena SD 159 District Name | | SUMMARY BUDGET ADDENDUM - DEFICIT REDUCTION PLAN ESTIMATED BUDGET Date of Adoption: <input type="text"/> (Enter as MM/DD/YY) | | | |
| 2 | | | | | | |
| 3 | | | | | | |
| 4 | | | | | | |
| 5 | | | FY2024-2025 | FY2025-2026 | FY2026-2027 | FY2027-2028 |
| 6 | | | | | | |
| 7 | ESTIMATED BEGINNING FUND BALANCE (must equal prior Ending Fund Balance) | | 15,028,203 | 13,249,896 | 13,249,896 | 13,249,896 |
| 8 | RECEIPTS/REVENUES | Acct # | | | | |
| 9 | LOCAL SOURCES | 1000 | 21,741,632 | 0 | 0 | 0 |
| 10 | FLOW-THROUGH RECEIPTS/REVENUES FROM ONE DISTRICT TO ANOTHER DISTRICT | 2000 | 0 | 0 | 0 | 0 |
| 11 | STATE SOURCES | 3000 | 2,451,253 | 0 | 0 | 0 |
| 12 | FEDERAL SOURCES | 4000 | 1,250,006 | 0 | 0 | 0 |
| 13 | Total Receipts/Revenues | | 25,442,891 | 0 | 0 | 0 |
| 14 | DISBURSEMENTS/EXPENDITURES | Funct # | | | | |
| 15 | INSTRUCTION | 1000 | 12,469,328 | 0 | 0 | 0 |
| 16 | SUPPORT SERVICES | 2000 | 12,949,058 | 0 | 0 | 0 |
| 17 | COMMUNITY SERVICES | 3000 | 51,273 | 0 | 0 | 0 |
| 18 | PAYMENTS TO OTHER DISTRICTS & GOVT. UNITS | 4000 | 1,996,039 | 0 | 0 | 0 |
| 19 | DEBT SERVICES | 5000 | 0 | 0 | 0 | 0 |
| 20 | PROVISION FOR CONTINGENCIES | 6000 | 0 | 0 | 0 | 0 |
| 21 | Total Disbursements/Expenditures | | 27,465,698 | 0 | 0 | 0 |
| 22 | Excess of Receipts/Revenue Over/(Under) Disbursements/Expenditures | | (2,022,807) | 0 | 0 | 0 |
| 23 | OTHER SOURCES/USES OF FUNDS | | | | | |
| 24 | OTHER SOURCES OF FUNDS (7000) | | 489,000 | 0 | 0 | 0 |
| 25 | OTHER USES OF FUNDS (8000) | | 244,500 | 0 | 0 | 0 |
| 26 | TOTAL OTHER SOURCES/USES OF FUNDS | | 244,500 | 0 | 0 | 0 |
| 27 | ESTIMATED ENDING FUND BALANCE | | 13,249,896 | 13,249,896 | 13,249,896 | 13,249,896 |

==
—

—

1.

2.

Deficit Reduction Plan-Background/Assumptions (School Districts Only)

**Fiscal Year 2024-2025
through Fiscal Year 2027-2028**

Mokena SD 159 56099159002

Please complete the following schedule and include a brief description to identify any areas of the budget that will be impacted from one year to the next. If the deficit reduction plan relies upon new local revenues, identify contingencies for further budget reductions which will be enacted in the event those new revenues are not available.

Background and Narrative of Budget Reductions:

Assumptions Used in the Deficit Reduction Plan:

- EBF and Estimated New Tier Funding:

- Equal Assessed Valuation and Tax Rates:

- Employee Salaries and Benefits:

Deficit Reduction Plan-Background/Assumptions (School Districts Only)

***Fiscal Year 2024-2025
through Fiscal Year 2027-2028***

- Short- and Long-Term Borrowing:

- Educational Impact:

- Other Assumptions:

- Has the district considered shared services or outsourcing (Ex: Transportation, Insurance)? If yes, please explain:

Evidence-Based Funding: Fiscal Year 2025 Spending Plan

N/A - EBF Spending Plan Not Required for Amended Budgets

Part I: Achieving Student Growth and Making Progress Toward State Education Goals

The questions below allow you to indicate the strategic priorities and strategies that will drive your efforts to achieve student growth and make progress toward state education goals. These may involve investing in any combination of an Organizational Unit's core resources: time, money, people, and programs.

Collaboration Opportunity - Organizational Units may find that Part I is most easily and effectively completed if led by program leaders in consultation with finance leaders.

1) What are the Organizational Unit's strategic goals for student success for the 2024-25 school year? What measures will be used to evaluate progress? (No more than 2000 characters, including spaces.)

During the 2024-2025, Mokena School District 159 has prioritized the following strategic goals:

Each school shall create a school improvement plan based on data with SMART goals, specific action steps, and means to measure progress.

The District shall continue to ensure that all students are provided responsive/differentiated instruction, and when needed, proven intervention strategies (MTSS) for students not yet meeting standards and students who are exceeding standards.

The District shall strengthen special education programming to best meet the needs of all learners.

What measures will be used to evaluate progress?

Completion of school improvement plans

MTSS Guidebook and addition of research based interventions in each school as well as strategies to support a broad range of learners.

| | Top Strategy 1 | Top Strategy 2 | Top Strategy 3 |
|---|--|---|--|
| 2) Select the top three strategies that the Organizational Unit will employ to achieve student growth and make progress toward state education goals. (Select three different responses from the dropdown list.) | Focus increased time and attention on special student groups | Improve programs, curriculum, and/or learning tools | Increase number and/or quality of professional development opportunities |
| If "Other" was selected in question 2, please describe. (No more than 1000 characters, including spaces.) | | | |

Part II: Planned Use of Evidence-Based Funding

The questions below provide an opportunity to document the stakeholders with whom you consulted and the data you analyzed as you determined your strategic allocations of FY 2025 EBF dollars. Key statistics related to EBF distributions are provided for your reference. Form 50-36/50-39 is typically released before current-year appropriations are known. Therefore, the figures provided are for the prior fiscal year.

Collaboration Opportunity - Organizational Units may find that questions in this section are most easily and effectively completed if led by finance leaders in consultation with program leaders.

| | | | | | |
|--|---|----------------------------|------|--------------------------|--|
| Evidence-Based Funding Organizational Unit Results (FY 2024) | Final Resources / Adequacy Target = Percent of Adequacy | Average Student Enrollment | #N/A | Adequacy Target | #N/A |
| | | Final Resources | #N/A | Percent of Adequacy | #N/A |
| | Base Funding Minimum + Tier Funding = Gross State Contribution | Tier Assignment | #N/A | Gross State Contribution | #N/A |
| | | FY24 Base Funding Minimum | #N/A | FY 2024 Tier Funding | #N/A |
| | Within FY 2024 Gross State Contribution, Resources Attributable to Specific Populations | Low-Income Students | #N/A | | |
| | | English Learners (ELs) | #N/A | | |
| | | Special Education | #N/A | | |
| | | FY 2025 Tier Funding | | Funding Type (Select) | *Note: Tier Funding allocations are published annually at https://www.isbe.net/Pages/ebfdistribution.aspx . Amounts are available in early August. Districts must use actual funding amounts if they are available before submitting the budget to ISBE. |
| 1) FY 2025 Tier Funding Allocation*: Enter the dollar amount of Tier Funding (e.g., NEW MONEY only) allocated to the Organizational Unit for FY 2025. Select whether the amount is estimated or actual funding. | | \$27,931 | | Actual | |

| | | Data Source 1 | | Data Source 2 | | Data Source 3 | | |
|---------------------------|--|--|--|--|---|---|--|--|
| 2) | Select the top three sources of data used to inform the Organizational Unit's planned allocation of EBF dollars. (Select three different responses.) | Climate and culture survey data (e.g., Five Essentials Survey) | | Student growth and achievement data, disaggregated by student groups | | Student grades or other local academic performance data | | |
| 3) | Indicate with which groups the Organizational Unit engaged to inform its intended allocation of EBF dollars. (Select any that apply; otherwise leave blank.) | Bilingual Program Director(s) | | Principals | Yes | Bilingual Parent Advisory Committee | | |
| | | Special Ed. Program Director(s) | Yes | School Improvement Teams | Yes | Other Parent Group(s) | | |
| | | Other Program Leaders | Yes | Teacher or Support Staff Unions | | Community Focus Group(s) | | |
| | | School Board Members | Yes | Other School Staff | | Other | | |
| | [Optional] Provide a brief description of the Organizational Unit's process for consulting with internal and external stakeholders in determining the allocation of EBF dollars. (No more than 1000 characters, including spaces.) | | | | | | | |
| | | Priority Investment 1 | | Priority Investment 2 | | Priority Investment 3 | | |
| 4) | Given the data analyzed, the stakeholders consulted, and the priorities identified in Part I, indicate the top three priority investments the Organizational Unit will make with its FY 2025 Base Funding Minimum (e.g., excluding Tier Funding). Choose "Other" if investments do not match the provided list. (Select three different responses. "Other" may be selected more than once if needed.) | Sp Ed Teacher | | Instructional Materials | | Gifted | | |
| | If "Other" was selected in question 4, please describe. (No more than 1000 characters, including spaces.) | | | | | | | |
| Cost Factor Table | | | | | | | | |
| 5) | <p>The table below presents the regionally adjusted amount embedded in the Organizational Unit's FY 2024 Adequacy Target for each of the 34 cost factors in the Evidence-Based Funding model (Column F). Column G is required for all Organizational Units that receive at least \$5,000 in Tier Funding, while column H is optional. Organizational Units may choose to provide additional narrative context in Columns I-M to elaborate on the figures included in the table. ISBE has produced guidance for populating the cost factor table. The guidance includes a definition for each cost factor, along with suggestions for using Employee Information System position codes and common expenditure accounts to support a determination of expenditures. This guidance is available at https://www.isbe.net/ebfspendingplan.</p> <p>Column G: If the Organizational Unit will receive at least \$5,000 in FY 2025 Tier Funding (as entered in Q2.1/cell G31), column G is required. Please indicate the Organizational Unit's planned expenditures in FY 2025 from Tier Funds only. Organizational Units are not expected to place a value in each cell. Rather, the table allows for the communication of priority investments with new state resources for the current fiscal year. During years in which there is no new Tier Funding, column G will not be required. During years in which Tier Funding is available, the amount of new Tier Funding entered in Q2.1/cell G31 above must equal the sum in cell G90 below. If some or all Tier Funding is invested outside of the cost factors, enter a dollar amount in cell G89 and provide additional context in the space for a narrative beginning in row 93.</p> <p>Column H: Optionally, Organizational Units may populate column H with total planned expenditures in FY 2025 for each cost factor from all revenue sources (e.g., not just from EBF). By comparing the figures in column F to the figures entered in column H, the Organizational Unit may engage local stakeholders in productive dialogue about resource allocation decisions.</p> | | | | | | | |
| | Cost Factors | | Amount in FY 2024 Adjusted Adequacy Target | Budgeted FY 2025 Investments with New Tier Funding [Required] | Budgeted FY 2025 Expenditures (All Resources) [Optional] | Optional District Narratives | | |
| | Core Investments | Core Teachers | #N/A | | | Enter optional context for core investment decisions. | | |
| Specialist Teachers | | #N/A | | | | | | |
| Instructional Facilitator | | #N/A | | | | | | |
| Core Intervention Teacher | | #N/A | | | | | | |
| Substitute Teachers | | #N/A | | | | | | |
| Guidance Counselor | | #N/A | | | | | | |
| Nurse | | #N/A | | | | | | |
| Supervisory Aide | | #N/A | | | | | | |
| Librarian | | #N/A | | | | | | |
| Librarian Aide | | #N/A | | | | | | |
| Principal | | #N/A | | | | | | |
| Assistant Principal | | #N/A | | | | | | |
| School Site Staff | | #N/A | | | | | | |

| | | | | |
|--|----------|------|--|--|
| | Subtotal | #N/A | | |
|--|----------|------|--|--|

| Per Student Investments | Gifted | #N/A | | Enter optional context for per student investment decisions. | | | | | | | | | | | | | | | |
|---|----------------------------------|---------------|-------------|--|--|--|---------------|-------------|--|--|---------------------|-----------|--------|------------------|----------|--------|-------------------|-----------|--------|
| | Professional Development | #N/A | | | | | | | | | | | | | | | | | |
| | Instructional Materials | #N/A | | | | | | | | | | | | | | | | | |
| | Assessments | #N/A | | | | | | | | | | | | | | | | | |
| | Computer & Tech Equipment | #N/A | | | | | | | | | | | | | | | | | |
| | Student Activities | #N/A | | | | | | | | | | | | | | | | | |
| | Maintenance & Operations | #N/A | | | | | | | | | | | | | | | | | |
| | Central Office | #N/A | | | | | | | | | | | | | | | | | |
| Employee Benefits | #N/A | | | | | | | | | | | | | | | | | | |
| | Subtotal* | #N/A | | | | | | | | | | | | | | | | | |
| Additional Investments | Low-Income Intervention Teacher | #N/A | | Enter optional context for additional investment decisions. | | | | | | | | | | | | | | | |
| | Low-Income Pupil Support Staff | #N/A | | | | | | | | | | | | | | | | | |
| | Low-Income Extended Day Teacher | #N/A | | | | | | | | | | | | | | | | | |
| | Low-Income Summer School Teacher | #N/A | | | | | | | | | | | | | | | | | |
| | EL Intervention Teacher | #N/A | | | | | | | | | | | | | | | | | |
| | EL Pupil Support Staff | #N/A | | | | | | | | | | | | | | | | | |
| | EL Extended Day Teacher | #N/A | | | | | | | | | | | | | | | | | |
| | EL Summer School Teacher | #N/A | | | | | | | | | | | | | | | | | |
| | EL Core Teacher | #N/A | | | | | | | | | | | | | | | | | |
| | Sp Ed Teacher | #N/A | \$27,931 | | | | | | | | | | | | | | | | |
| | Sp Ed Instructional Assistant | #N/A | | | | | | | | | | | | | | | | | |
| | Sp Ed Psychologist | #N/A | | | | | | | | | | | | | | | | | |
| | Subtotal | #N/A | \$27,931 | | | | | | | | | | | | | | | | |
| | Other Investments | | | \$27,931.00 | | | | | | | | | | | | | | | |
| | Total** | #N/A | \$27,931 | | | | | | | | | | | | | | | | |
| <div style="display: flex; justify-content: space-between;"> Tier Funding Check (Cell G90) Complete, G90=G31 </div> | | | | | | | | | | | | | | | | | | | |
| <p>*The subtotal for Per Student Investments is a calculated figure that adjusts salary portions of Central Office and Maintenance & Operations to account for regional salary differences. As a result, the sum of each individual cost factor will not equal the subtotal.</p> <p>**The total is the Final Adequacy Target (adjusted for Regionalization Factor) calculated in the Full FY 2024 EBF Calculation file. Due to differences in rounding, this figure may vary slightly from the sum of the subtotals in this table.</p> | | | | | | | | | | | | | | | | | | | |
| <p>If some or all Tier Funding was invested outside of the cost factors, please describe. (No more than 1000 characters, including spaces.)</p> | | | | | | | | | | | | | | | | | | | |
| <p align="center">Part III: Support for Special Student Groups</p> <p>EBF statute sets aside specific allocations to be spent for special education, English learners, and low-income students. Per statute these designated funds must be spent on programs and services benefiting these specific student groups. Funds for English learners and low-income students must be spent in addition to, and not in lieu of, funding that supports general programs of instruction for all students. Funds attributable to special education must be used for the provision of special education facilities and services as outlined in ILCS 14-1.08. Current-year EBF amounts attributable to each of the special student groups must be reported in cells G100-G102 below. If the Organizational Unit received at least \$5,000 for any of the student groups, a response to the questions below is required. For amounts less than \$5,000, a response is optional. All other EBF funds may be spent in any manner deemed appropriate by the school district.</p> <p align="center"><i>Collaboration Opportunity - Organizational Units may find that questions in this section are most easily and effectively completed through collaboration between program leaders affiliated with each student group and finance leaders.</i></p> <table border="1"> <thead> <tr> <th></th> <th></th> <th>Enter Amounts</th> <th>Select type</th> <th rowspan="4">*Note: Allocations for each of the three student groups are published annually at isbe.net/ebfdist under "Reports." Amounts are typically available by September 1. Districts must use actual funding amounts if they are available before submitting the budget to ISBE.</th> </tr> </thead> <tbody> <tr> <td rowspan="3">1) FY 2025 Student Population Allocations*: Enter the dollar amount of resources attributable to Specific Populations within the FY25 Gross State Contribution. Enter "0" if no funds are allocated for a student group. Select whether amounts are estimated or actual.</td> <td>Low-Income Students</td> <td>\$138,919</td> <td>Actual</td> </tr> <tr> <td>English Learners</td> <td>\$11,093</td> <td>Actual</td> </tr> <tr> <td>Special Education</td> <td>\$593,603</td> <td>Actual</td> </tr> </tbody> </table> | | | | | | | Enter Amounts | Select type | *Note: Allocations for each of the three student groups are published annually at isbe.net/ebfdist under "Reports." Amounts are typically available by September 1. Districts must use actual funding amounts if they are available before submitting the budget to ISBE. | 1) FY 2025 Student Population Allocations*: Enter the dollar amount of resources attributable to Specific Populations within the FY25 Gross State Contribution. Enter "0" if no funds are allocated for a student group. Select whether amounts are estimated or actual. | Low-Income Students | \$138,919 | Actual | English Learners | \$11,093 | Actual | Special Education | \$593,603 | Actual |
| | | Enter Amounts | Select type | *Note: Allocations for each of the three student groups are published annually at isbe.net/ebfdist under "Reports." Amounts are typically available by September 1. Districts must use actual funding amounts if they are available before submitting the budget to ISBE. | | | | | | | | | | | | | | | |
| 1) FY 2025 Student Population Allocations*: Enter the dollar amount of resources attributable to Specific Populations within the FY25 Gross State Contribution. Enter "0" if no funds are allocated for a student group. Select whether amounts are estimated or actual. | Low-Income Students | \$138,919 | Actual | | | | | | | | | | | | | | | | |
| | English Learners | \$11,093 | Actual | | | | | | | | | | | | | | | | |
| | Special Education | \$593,603 | Actual | | | | | | | | | | | | | | | | |

| | | | | | | | | |
|---|---|--|-----|---------------------------------------|-----|------------------------------|-----|--|
| 2) | Organizational Unit investment of EBF dollars for low-income students: Select the investments that apply. (Optionally, dollar amounts for each investment may be entered.) Response Required | Low-Income Intervention Teacher | Yes | Low-Income Extended Day Teacher | | Other Investments | | |
| | | [Optional - Enter \$] | | [Optional - Enter \$] | | [Optional - Enter \$] | | |
| | | Low-Income Pupil Support Staff | Yes | Low-Income Summer School Teacher | | | | |
| | | [Optional - Enter \$] | | [Optional - Enter \$] | | | | |
| Additional context for the Organizational Unit's planned use of dollars attributable to low-income students in FY 2025. (Required if "Other Investments" selected above. No more than 500 characters, including spaces.) | | | | | | | | |
| 3) | Organizational Unit investment of EBF dollars for English learners: Select the investments that apply. (Optionally, dollar amounts for each investment may be entered.) Response Required | English Learner Intervention Teacher | | English Learner Extended Day Teacher | | English Learner Core Teacher | | |
| | | [Optional - Enter \$] | | [Optional - Enter \$] | | [Optional - Enter \$] | | |
| | | English Learner Pupil Support Staff | | English Learner Summer School Teacher | | Other Investments | Yes | |
| | | [Optional - Enter \$] | | [Optional - Enter \$] | | \$11,093 | | |
| Additional context for the Organizational Unit's planned use of dollars attributable to English learners in FY 2025. (Required if "Other Investments" selected above. No more than 500 characters, including spaces.) | | The district will utilize these IBF funds for professional development and professional development supplies. The additional funds will be used for classroom materials and technology subscriptions to support ELL instruction. | | | | | | |
| 4) | Organizational Units investment of EBF dollars for Special Education: Select the investments that apply. (Optionally, dollar amounts for each investment may be entered.) Response Required | Special Education Teacher | Yes | Special Education Psychologist | Yes | | | |
| | | [Optional - Enter \$] | | [Optional - Enter \$] | | | | |
| | | Special Education Instructional Assistant | Yes | Other Investments | | | | |
| | | [Optional - Enter \$] | | [Optional - Enter \$] | | | | |
| Additional context for the Organizational Unit's planned use of dollars attributable to Special Education students in FY 2025. (Required if "Other Investments" selected above. No more than 500 characters, including spaces.) | | | | | | | | |
| Plan Assurances | | | | | | | | |
| Please complete the assurances below related to Article 14C of the Illinois School Code, which stipulates allowable expenditures for English learners. Organizational Units should maintain supporting documentation (e.g., sign-in sheets, meeting agendas) to affirm the veracity of the below assurances. Note that a separate collection of the Bilingual Service Plan takes place before each school year and must be separately reviewed by the Bilingual Parent Advisory Committee (BPAC). Responses in this plan should be aligned with information contained in the Bilingual Service Plan. Responses in this section are only required if an Organizational Unit receives any amount of EBF dollars attributable to English learners. | | | | | | | | |
| Collaboration Opportunity - Organizational Units may find that the plan assurances are most easily and effectively completed if led by program leaders. | | | | | | | | |
| 1). "I hereby affirm that at least 60% of the school district's state funds attributable to English learners will be used for instructional costs of programs and services for English learners (function 1000), in accordance with Article 14C of the Illinois School Code. The remaining balance of state funds attributable to English learners will also be used to serve English learners." Required <input type="text" value="Yes"/> | | | | | | | | |
| 2). "My school district has at least one attendance center with 20 or more English learners (including parental refusals) who speak the same home language other than English in grades K-12. Alternatively and/or additionally, my school district has at least one attendance center with 20 or more English learners (including parent refusals) who speak the same home language other than English in pre-K." Required <input type="text" value="No"/> | | | | | | | | |
| 3). "I hereby affirm that the school district's BPAC will review this EBF Spending Plan by or before October 31, 2024." N/A <input type="text" value="Yes"/> | | | | | | | | |
| 4). Enter the anticipated date on which the BPAC review will take place and the name of the BPAC chair for SY 2024-25. N/A <input type="text" value="BPAC Meeting (MM/DD/YYYY)"/> <input type="text" value="Name of Chair"/> | | | | | | | | |

| Spending Plan Completion Tracker | | |
|--|----------|---|
| Use the information below to confirm completion of all required questions. Note that the "status" column adjusts to responses, so the tracker is most helpful to consult after you have completed the spending plan. | | |
| Question | Status | Acceptance Criteria |
| Part 1, Q1 | Complete | Character length of response must be >10 and <=2000, including spaces. |
| Part 1, Q2 | Complete | A different response must be selected in G11, I11, and L11; cells cannot be blank. |
| Part 1, Q2 (Narrative) | Complete | Response required only if "Other" selected in G11, I11, or L11; character length of response must be >10 and <=1000, including spaces. |
| Part 2, Q1 | Complete | A numeric value must be entered in cell G31 (estimated or actual Tier Funding, or 0 if appropriations did not include Tier Funding). A type must be selected in cell H31. |
| Part 2, Q2 | Complete | A different response must be selected in G35, I35, and L35; cells cannot be blank. |
| Part 2, Q3 | Complete | At least one response must be selected. |
| Part 2, Q4 | Complete | Cells G43, I43, and L43 cannot be blank. "Other" may be selected more than once, but other responses may not be repeated. |
| Part 2, Q4 (Narrative) | Complete | Response required only if "Other" selected in G43, I43, or L43; character length of response must be >10 and <=1000, including spaces. |
| Part 2, Q5 (Cell G90) | Complete | Cell G90 must be equal to the value in cell G31. |
| Part 2, Q5 (Narrative) | Complete | Response required only if a value was entered in cell G89; character length of response must be >10 and <=1000, including spaces. |
| Part 3, Q1 Low-Income Funds | Complete | A numeric value must be entered. A type must be selected in cell H100. |
| Part 3, Q1 English Learner Funds | Complete | A numeric value must be entered, which may be "0" if the organizational unit received no funding for the specified student group. A type must be selected in cell H101. |
| Part 3, Q1 Spec. Ed. Funds | Complete | A numeric value must be entered. A type must be selected in cell H102. |
| Part 3, Q2 | Complete | At least one response must be selected. |
| Part 3, Q2 (Narrative) | Complete | Response required only if "Other Investments" was selected in the previous question; character length of response must be >10 and <=500, including spaces. |
| Part 3, Q3 | Complete | At least one response must be selected. |
| Part 3, Q3 (Narrative) | Complete | Response required only if "Other Investments" was selected in the previous question; character length of response must be >10 and <=500, including spaces. |
| Part 3, Q4 | Complete | At least one response must be selected. |
| Part 3, Q4 (Narrative) | Complete | Response required only if "Other Investments" was selected in the previous question; character length of response must be >10 and <=500, including spaces. |
| Assurances 1 | Complete | Response required if the value entered in cell G101>0. |
| Assurances 2 | Complete | Response required if the value entered in cell G101>0. |
| Assurances 3 | Complete | Response required if "Yes" selected in cell E133. |
| Assurances 4 (Meeting Date) | Complete | Response required if "Yes" selected in cell E133; enter date in MM/DD/YYYY format. |
| Assurances 4 (Name of Chair) | Complete | Response required if "Yes" selected in cell E133. |

ESTIMATED LIMITATION OF ADMINISTRATIVE COSTS (School Districts Only)*(For Local Use Only)****This is an estimated Limitation of Administrative Costs Worksheet only and will not be accepted for Official Submission of the Limitation of Administrative Costs Worksheet.***

The worksheet is intended for use during the budgeting process to estimate the district's percent increase of FY2025 budgeted expenditures over actual FY2024 expenditures. Budget information is copied to this page. Insert the prior year estimated actual expenditures to compute the estimated percentage increase (decrease).

The official Limitation of Administrative Costs Worksheet is attached to the end of the Annual Financial Report (ISBE Form 50-35) and may be submitted in conjunction with that report.

An official Limitation of Administrative Costs Worksheet can also be found on the ISBE website at: [Limitation of Administrative Costs](#)

ESTIMATED LIMITATION OF ADMINISTRATIVE COSTS WORKSHEET

(Section 17-1.5 of the School Code)

School District Name: **Mokena SD 159**RCDT Number: **56099159002**

| | | Estimated Actual Expenditures, Fiscal Year 2024 | | | | Budgeted Expenditures, Fiscal Year 2025 | | | |
|---|------------|---|-------------------------------|-----------|-------|---|-------------------------------|-----------|-------------------|
| | | (10) | (20) | (80) | | (10) | (20) | (80) | |
| Description | Funct. No. | Educational Fund | Operations & Maintenance Fund | Tort Fund | Total | Educational Fund | Operations & Maintenance Fund | Tort Fund | Total |
| 1. Executive Administration Services | 2320 | | | | 0 | 373,354 | | 0 | 373,354 |
| 2. Special Area Administration Services | 2330 | | | | 0 | 0 | | 0 | 0 |
| 3. Other Support Services - School Administration | 2490 | | | | 0 | 0 | | 0 | 0 |
| 4. Direction of Business Support Services | 2510 | | | | 0 | 202,640 | 0 | 0 | 202,640 |
| 5. Internal Services | 2570 | | | | 0 | 76,500 | | 0 | 76,500 |
| 6. Direction of Central Support Services | 2610 | | | | 0 | 0 | | 0 | 0 |
| 7. Deduct - Early Retirement or other pension obligations required by state law and included above. | | | | | 0 | | | | 0 |
| 8. Totals | | 0 | 0 | 0 | 0 | 652,494 | 0 | 0 | 652,494 |
| 9. Estimated Percent Increase (Decrease) for FY2025 (Budgeted) over (Actual) FY 2024 | | | | | | | | | Enter Actual Data |

60

[See: School Code, Section 10-20.21 - Contracts](#)

[illegible]

Reference Description

- 1 Each fund balance should correspond to the fund balance reflected on the books as of June 30th - Balance Sheet Accounts #720 and #730 (audit figures, if available).
- 2 Accounting and Financial Reporting for Certain Grants and Other Financial Assistance. The "On-Behalf" Payments should only be reflected on this page (Budget Summary, Lines 10 and 20).
- 3 Requires the secretary of the school board to notify the county clerk (within 30 days of the transfer approval) to abate an equal amount of taxes to be next extended. See Sec. 10-22.14 & 17-2.11.
- 3a Requires notification to the county clerk to abate an equal amount from taxes next extended. See section 10-22.14
- 4 Principal on Bonds Sold:
 - (1) Funding Bonds are to be entered in the fund or funds in which the liability occurs.
 - (2) Refunding Bonds can be entered in the Debt Services Fund only.
 - (3) Building Bonds can be entered in the Capital Projects Fund only.
 - (4) Fire Prevention and Safety Bonds can be entered in the Fire Prevention & Safety Fund only.
- 5

The proceeds from the sale of school sites, buildings, or other real estate shall be used first to pay the principal and interest on any outstanding bonds on the property being sold, and after all such bonds have been retired, the remaining proceeds from the sale next shall be used by the school board to meet any urgent district needs as determined under Sections 2-3.12 and 17-2.11 of the School Code. Once these issues have been addressed, any remaining proceeds may be used for any other authorized purpose and for deposit into any district fund.
- 6 The School Code, Section 10-22.44 prohibits the transfer of interest earned on the investment of "any funds for purposes of Illinois Municipal Retirement under the Pension Code." This prohibition does not include funds for Social Security and Medicare-only purposes. For additional requirements on interest earnings, see 23 Illinois Administrative Code, Part 100, Section 100.50.
- 7 Cash plus investments must be greater than or equal to zero.
- 8 For cash basis budgets, this total will equal the Budget Summary - Total Direct Receipts/Revenues (Line 9) plus Total Other Sources of Funds (Line 46).
- 9 For cash basis budgets, this total will equal the Budget Summary - Total Direct Disbursements/Expenditures (Line 19) plus Total Other Uses of Funds (Line 79).
- 10 Working Cash Fund loans may be made to any district fund for which taxes are levied (Section 20-5 of the School Code).
- 11 Include revenue accounts 1110 through 1115, 1117, 1118 & 1120.
- 12 The School Code Section 17-2.2c. Tax for leasing educational facilities or computer technology or both, and for temporary relocation expense purposes.
- 13 Corporate personal property replacement tax revenue must be first applied to the Municipal Retirement/Social Security Fund to replace tax revenue lost due to the abolition of the corporate personal property tax (30 ILCS 115/12). This provision does not apply to taxes levied for Medicare-Only purposes.
- 14

Only tuition payments made to private facilities. See Functions 4200 or 4400 for estimated public facility disbursements/expenditures.
- 15 Payment towards the retirement of lease/purchase agreements or bonded/other indebtedness (principal only) otherwise reported within the fund - e.g.: alternate revenue bonds. (Describe & Itemize)
- 16

Only abolishment of Working Cash Fund must transfer its funds directly to the Educational Fund upon adoption of a resolution and at the close of the current school Year (see 105 ILCS 5/20-8 for further explanation)

Only abatement of working cash fund can transfer its funds to any fund in most need of money (see 105 ILCS 5/20-10 for further explanation)

CHECK FOR ERRORS

This worksheet checks various cells to assure that selected items are in balance.

Please fix errors below before submitting to ISBE.

| Budget Item References | Message |
|---|--|
| 1. Deficit Reduction Plan (DefReductPlan 23-27 tab) | |
| Is Deficit Reduction Plan Required? (Joint Agreements do not complete Deficit Reduction Plan.) | Deficit Reduction Plan is not required |
| If required, is Deficit Reduction Plan completed? (DefReductPlan 23-27 tab) | |
| 2. Cover Page (Cover tab) | |
| District Name must be selected from drop-down. (Cell H13) | OK |
| Accounting Basis must be selected on Cover sheet. | OK |
| Dates (Day, Month, Year) must be input on Cover sheet. | OK |
| Board Names must be typed on Cover sheet. | ERROR - TYPE BOARD NAMES |
| 3. Budget Summary: Other Sources (BudgetSum 2-4 tab - Acct 7000) must equal Other Uses (BudgetSum 2-4 tab - Acct 8000). | |
| Estimated Beginning Fund Balance July, 1 2023 for all Funds (Cells C3 - K3) (Line must have a number or zero. Do not leave blank.) | OK |
| Estimated Activity Fund Beginning Fund Balance July, 1 2023 (Cell C83) (Cell must have a number or zero. Do not leave blank.) | OK |
| Transfer Among Funds (Funds 10, 20, 40 - Acct 7130 - Cells C29, D29, F29), must equal (Funds 10, 20 & 40 - Acct 8130 - Cells C52, D52, F52). | ERROR - CHECK TRANSFER(S) |
| Transfer of Interest (Funds 10 thru 90 - Acct 7140 - Cells C30:K30), must equal (Funds 10 thru 60, & 80 - Acct 8140 - Cells C53:H53, J53). | OK |
| Transfer to Debt Service to Pay Principal on GASB 87 Leases (Fund 30 - Acct 7400 - Cell E39) must equal (Funds 10, 20 & 60 - Acct 8400 Cells C57:H60). | OK |
| Transfer to Debt Service to Pay Interest on GASB 87 Leases (Fund 30 - Acct 7500 - Cell E40) must equal (Funds 10, 20 & 60 - Acct 8500 - Cells C61:H64). | OK |
| Transfer to Debt Service Fund to Pay Principal on Revenue Bonds (Fund 30 - Acct 7600 - Cell E41) must equal (Funds 10 & 20 - Acct 8600 - Cells C65:D68). | OK |
| Transfer to Debt Service to Pay Interest on Revenue Bonds (Fund 30 - Acct 7700 - Cell E42) must equal (Funds 10 & 20 - Acct 8700 - Cells C69:D72). | OK |
| Transfer to Capital Projects Fund (Fund 60 - Acct 7800 - Cell H43) must equal (Fund 10 & 20, Acct 8800 - Cells C73:D76). | OK |
| 4. Summary of Cash Transactions: Beginning Cash Balance on Hand July 1, 2023 (CashSum 5 tab, All Funds) cannot be negative. | |
| Educational (Fund 10 - Cell C3) | OK |
| Operations & Maintenance (Fund 20 - Cell D3) | OK |
| Debt Service (Fund 30 - Cell E3) | OK |
| Transportation (Fund 40 - Cell F3) | OK |
| Municipal Retirement/Social Security (Fund 50 - Cell G3) | OK |
| Capital Projects (Fund 60 - Cell H3) | OK |
| Working Cash (Fund 70 - Cell I3) | OK |
| Tort (Fund 80 - Cell J3) | OK |
| Fire Prevention & Safety (Fund 90 - Cell K3) | OK |
| Activity Funds (Cell C23) | OK |
| 5. Summary of Cash Transactions: Ending Cash Balance on Hand June 30, 2024 (CashSum 5 tab - All Funds) cannot be negative. | |
| Educational (Fund 10 - Cell C21) | OK |
| Operations & Maintenance (Fund 20 - Cell D21) | OK |
| Debt Service (Fund 30 - Cell E21) | OK |
| Transportation (Fund 40 - Cell F21) | OK |
| Municipal Retirement/Social Security (Fund 50 - Cell G21) | OK |
| Capital Projects (Fund 60 - Cell H21) | OK |
| Working Cash (Fund 70 - Cell I21) | OK |
| Tort (Fund 80 - Cell J21) | OK |
| Fire Prevention & Safety (Fund 90 - Cell K21) | OK |
| 6. Summary of Cash Transactions: Other Receipts (CashSum 5 tab) must equal Other Disbursements (CashSum 5 tab). | |
| Interfund Loans Payable (Funds 10:60, 80, 90 - Acct 411 - Cells C6:H6, J6:K6) must equal Interfund Loans Receivable (Funds 10:20, 40, 70 - Acct 141 - Cells C15:D15, F15, I15). | OK |
| Interfund Loans Receivable (Funds 10, 20, 40, 70 - Acct 141 - Cells C7:D7, F7, I7) must equal Interfund Loans Payable (Funds 10:60, 80, 90 - Acct 411 - Cells C16:H16, J16, K16). | OK |
| 7. Estimated Revenue (EstRev 6-11 tab) | |
| Amounts must be input for revenue. | OK |
| 8. Estimated Expenditures (EstExp 12-20 tab) | |
| Amounts must be input for expenditures. | OK |
| 9. Itemization Notes: Revenues/Expenditures reported that require note on Itemize 21 tab. | |
| Include brief note(s) describing revenue source. | ERROR -Please describe revenue. |
| Include brief note(s) describing expenditure use. | OK |
| 10. EBF Spending Plan | |
| All required questions have been answered. | OK |

End of Balancing

| | | | Account Level | 2024-25 | 2024-25 | 2024-25 | 2024-25 | 2023-24 | 2022-23 | 2021-22 |
|--------|------|------|---------------------------------|-----------------|----------------|---------------|---------|---------------|---------------|---------------|
| FDTLOC | FUNC | OBJ | Description | Original Budget | Revised Budget | FYTD Activity | FYTD % | FY Activity | FY Activity | FY Activity |
| 10R043 | 1110 | 0000 | ED FUND LEVY PR YR FALL | 7,137,700.00 | 7,137,700.00 | 6,765,391.39 | 94.78 | 6,741,577.89 | 5,823,389.02 | 6,745,523.11 |
| 10R044 | 1110 | 0000 | ED FUND LEVY CURR YR SPRING | 7,351,831.00 | 7,351,831.00 | 0.00 | 0.00 | 7,511,953.24 | 6,701,794.72 | 6,770,610.24 |
| 10R | 1110 | ---- | | 14,489,531.00 | 14,489,531.00 | 6,765,391.39 | 46.69 | 14,253,531.13 | 12,525,183.74 | 13,516,133.35 |
| | | | | ===== | ===== | ===== | ===== | ===== | ===== | ===== |
| 10R043 | 1140 | 0000 | SP ED LEVY PR YR FALL | 381,442.00 | 381,442.00 | 361,546.27 | 94.78 | 343,247.92 | 298,209.70 | 326,610.96 |
| 10R044 | 1140 | 0000 | SP ED LEVY CURR YR SPRING | 392,885.00 | 392,885.00 | 0.00 | 0.00 | 399,551.45 | 341,098.09 | 346,715.90 |
| 10R | 1140 | ---- | | 774,327.00 | 774,327.00 | 361,546.27 | 46.69 | 742,799.37 | 639,307.79 | 673,326.86 |
| | | | | ===== | ===== | ===== | ===== | ===== | ===== | ===== |
| 10R030 | 1230 | 0000 | CORP PERSONAL PROP TAX | 235,000.00 | 235,000.00 | 74,154.76 | 31.56 | 121,569.20 | 218,077.53 | 192,938.69 |
| 10R | 1230 | ---- | | 235,000.00 | 235,000.00 | 74,154.76 | 31.56 | 121,569.20 | 218,077.53 | 192,938.69 |
| | | | | ===== | ===== | ===== | ===== | ===== | ===== | ===== |
| 10R030 | 1510 | 0000 | ED FUND INTEREST EARNED | 257,305.00 | 350,000.00 | 357,843.70 | 102.24 | 468,903.06 | 238,085.87 | 2,419.35 |
| 10R | 1510 | ---- | | 257,305.00 | 350,000.00 | 357,843.70 | 102.24 | 468,903.06 | 238,085.87 | 2,419.35 |
| | | | | ===== | ===== | ===== | ===== | ===== | ===== | ===== |
| 10R033 | 1611 | 0000 | FOOD SALES TO PUPILS | 225,000.00 | 225,000.00 | 202,046.20 | 89.80 | 230,678.13 | 213,135.67 | 13,091.76 |
| 10R | 1611 | ---- | | 225,000.00 | 225,000.00 | 202,046.20 | 89.80 | 230,678.13 | 213,135.67 | 13,091.76 |
| | | | | ===== | ===== | ===== | ===== | ===== | ===== | ===== |
| 10R033 | 1620 | 0000 | FOOD SALES TO ADULTS | 2,000.00 | 2,000.00 | 515.65 | 25.78 | 1,714.45 | 1,924.65 | 1.05 |
| 10R | 1620 | ---- | | 2,000.00 | 2,000.00 | 515.65 | 25.78 | 1,714.45 | 1,924.65 | 1.05 |
| | | | | ===== | ===== | ===== | ===== | ===== | ===== | ===== |
| 10R033 | 1630 | 0000 | FOOD SALES TRINITY LUNCHES | 10,000.00 | 10,000.00 | 5,580.30 | 55.80 | 7,585.55 | 12,015.00 | 8,029.26 |
| 10R | 1630 | ---- | | 10,000.00 | 10,000.00 | 5,580.30 | 55.80 | 7,585.55 | 12,015.00 | 8,029.26 |
| | | | | ===== | ===== | ===== | ===== | ===== | ===== | ===== |
| 10R033 | 1690 | 0000 | MISC REVENUE FOOD SERVICE | 100.00 | 250.00 | 183.72 | 73.49 | 241.10 | 220.20 | 27.79 |
| 10R | 1690 | ---- | | 100.00 | 250.00 | 183.72 | 73.49 | 241.10 | 220.20 | 27.79 |
| | | | | ===== | ===== | ===== | ===== | ===== | ===== | ===== |
| 10R002 | 1720 | 0000 | STUDENT ACTIVITY FEES/MES | 1,000.00 | 1,000.00 | 1,050.00 | 105.00 | 1,125.00 | 1,200.00 | 0.00 |
| 10R003 | 1720 | 0000 | STUDENT ACTIVITY FEES/MIS | 10,000.00 | 12,000.00 | 12,802.76 | 106.69 | 10,581.00 | 9,350.00 | 3,925.00 |
| 10R004 | 1720 | 0000 | STUDENT ACTIVITY FEES-GS,LOCKS/ | 30,000.00 | 33,000.00 | 37,802.24 | 114.55 | 36,289.95 | 27,459.00 | 36,364.00 |
| 10R | 1720 | ---- | | 41,000.00 | 46,000.00 | 51,655.00 | 112.29 | 47,995.95 | 38,009.00 | 40,289.00 |
| | | | | ===== | ===== | ===== | ===== | ===== | ===== | ===== |

| | | | Account Level | 2024-25 | 2024-25 | 2024-25 | 2024-25 | 2023-24 | 2022-23 | 2021-22 |
|--------|------|------|-----------------------------|-----------------|----------------|---------------|---------|--------------|-------------|-------------|
| FDTLOC | FUNC | OBJ | Description | Original Budget | Revised Budget | FYTD Activity | FYTD % | FY Activity | FY Activity | FY Activity |
| 10R004 | 1790 | 0000 | GRADUATION FEES | 8,000.00 | 9,000.00 | 8,645.00 | 96.06 | 7,889.00 | 7,109.00 | 9,069.50 |
| 10R | 1790 | ---- | | 8,000.00 | 9,000.00 | 8,645.00 | 96.06 | 7,889.00 | 7,109.00 | 9,069.50 |
| 10R005 | 1811 | 0000 | TEXTBOOKS/WORKBOOK FEES | 350,000.00 | 350,000.00 | 251,842.99 | 71.96 | 286,320.69 | 335,754.87 | 386,745.85 |
| 10R | 1811 | ---- | | 350,000.00 | 350,000.00 | 251,842.99 | 71.96 | 286,320.69 | 335,754.87 | 386,745.85 |
| 10R030 | 1910 | 0000 | DISTRICT 159 ANNUAL RENT | 70,000.00 | 50,000.00 | 43,231.29 | 86.46 | 41,004.23 | 76,903.52 | 3,016.61 |
| 10R | 1910 | ---- | | 70,000.00 | 50,000.00 | 43,231.29 | 86.46 | 41,004.23 | 76,903.52 | 3,016.61 |
| 10R072 | 1920 | 0000 | MUSIC BOOSTERS | 3,000.00 | 3,000.00 | 0.00 | 0.00 | 3,450.00 | 2,775.00 | 2,195.67 |
| 10R | 1920 | ---- | | 3,000.00 | 3,000.00 | 0.00 | 0.00 | 3,450.00 | 2,775.00 | 2,195.67 |
| 10R010 | 1950 | 0000 | SP ED REFUND PRIOR YR | 100,000.00 | 105,000.00 | 104,561.16 | 99.58 | 102,074.81 | 131,757.84 | 143,147.09 |
| 10R | 1950 | ---- | | 100,000.00 | 105,000.00 | 104,561.16 | 99.58 | 102,074.81 | 131,757.84 | 143,147.09 |
| 10R042 | 1960 | 0000 | TIF SURPLUS | 850.00 | 850.00 | 0.00 | 0.00 | 861.59 | 827.77 | 798.71 |
| 10R | 1960 | ---- | | 850.00 | 850.00 | 0.00 | 0.00 | 861.59 | 827.77 | 798.71 |
| 10R002 | 1999 | 0000 | MISCELLANEOUS REVENUE/MES | 5,000.00 | 5,000.00 | 4,708.86 | 94.18 | 2,501.26 | 2,885.08 | 5,945.42 |
| 10R003 | 1999 | 0000 | MISCELLANEOUS REVENUE/MIS | 5,000.00 | 5,000.00 | 1,117.08 | 22.34 | 6,108.14 | 5,623.24 | 4,714.37 |
| 10R004 | 1999 | 0000 | MISCELLANEOUS REVENUE/MJH | 15,000.00 | 15,000.00 | 11,175.97 | 74.51 | 13,365.49 | 15,005.62 | 18,146.05 |
| 10R030 | 1999 | 0000 | MISCELLANEOUS REVENUE | 50,000.00 | 40,000.00 | 21,061.04 | 52.65 | 41,597.22 | 44,058.44 | 65,794.40 |
| 10R | 1999 | ---- | | 75,000.00 | 65,000.00 | 38,062.95 | 58.56 | 63,572.11 | 67,572.38 | 94,600.24 |
| 10R030 | 3001 | 0000 | ED FUND EBF AID | 1,270,000.00 | 1,270,000.00 | 1,062,277.56 | 83.64 | 1,018,226.63 | 995,413.76 | 966,690.58 |
| 10R | 3001 | ---- | | 1,270,000.00 | 1,270,000.00 | 1,062,277.56 | 83.64 | 1,018,226.63 | 995,413.76 | 966,690.58 |
| 10R010 | 3100 | 0000 | SP ED HOME/HOSPITAL PRIVATE | 80,000.00 | 100,000.00 | 128,453.66 | 128.45 | 155,386.83 | 63,116.34 | 62,543.86 |
| 10R | 3100 | ---- | | 80,000.00 | 100,000.00 | 128,453.66 | 128.45 | 155,386.83 | 63,116.34 | 62,543.86 |
| 10R010 | 3120 | 0000 | SP ED ORPHANGE | 24,000.00 | 24,000.00 | 12,861.50 | 53.59 | 12,238.61 | 25,248.83 | 1,792.25 |

| | | | Account Level | 2024-25 | 2024-25 | 2024-25 | 2024-25 | 2023-24 | 2022-23 | 2021-22 |
|--------|------|------|-------------------------------|-----------------|----------------|---------------|---------|-------------|-------------|-------------|
| FDTLOC | FUNC | OBJ | Description | Original Budget | Revised Budget | FYTD Activity | FYTD % | FY Activity | FY Activity | FY Activity |
| 10R | 3120 | ---- | | 24,000.00 | 24,000.00 | 12,861.50 | 53.59 | 12,238.61 | 25,248.83 | 1,792.25 |
| | | | | ===== | ===== | ===== | ===== | ===== | ===== | ===== |
| 10R010 | 3130 | 0000 | SP ED ORPHANAGE-SUMMER INDV | 0.00 | 0.00 | 0.00 | 0.00 | 0.00 | 0.00 | 272.00 |
| | | | | ===== | ===== | ===== | ===== | ===== | ===== | ===== |
| 10R | 3130 | ---- | | 0.00 | 0.00 | 0.00 | 0.00 | 0.00 | 0.00 | 272.00 |
| | | | | ===== | ===== | ===== | ===== | ===== | ===== | ===== |
| 10R033 | 3360 | 0000 | STATE LUNCH REIMBURSMNT | 1,200.00 | 1,200.00 | 636.25 | 53.02 | 1,277.49 | 594.47 | 5,875.56 |
| | | | | ===== | ===== | ===== | ===== | ===== | ===== | ===== |
| 10R | 3360 | ---- | | 1,200.00 | 1,200.00 | 636.25 | 53.02 | 1,277.49 | 594.47 | 5,875.56 |
| | | | | ===== | ===== | ===== | ===== | ===== | ===== | ===== |
| 10R030 | 3610 | 0000 | SCHOOL LIBRARY GRANT | 1,500.00 | 1,500.00 | 0.00 | 0.00 | 1,329.27 | 1,325.08 | 1,480.60 |
| | | | | ===== | ===== | ===== | ===== | ===== | ===== | ===== |
| 10R | 3610 | ---- | | 1,500.00 | 1,500.00 | 0.00 | 0.00 | 1,329.27 | 1,325.08 | 1,480.60 |
| | | | | ===== | ===== | ===== | ===== | ===== | ===== | ===== |
| 10R010 | 3705 | 0000 | PRESCHOOL FOR ALL | 133,000.00 | 133,000.00 | 89,000.00 | 66.92 | 183,671.00 | 31,417.00 | 107,009.00 |
| | | | | ===== | ===== | ===== | ===== | ===== | ===== | ===== |
| 10R | 3705 | ---- | | 133,000.00 | 133,000.00 | 89,000.00 | 66.92 | 183,671.00 | 31,417.00 | 107,009.00 |
| | | | | ===== | ===== | ===== | ===== | ===== | ===== | ===== |
| 10R005 | 3999 | 0000 | DISTRICT BROADBAND EXPANSION | 0.00 | 0.00 | 0.00 | 0.00 | 0.00 | 0.00 | 20,585.00 |
| | | | | ===== | ===== | ===== | ===== | ===== | ===== | ===== |
| 10R | 3999 | ---- | | 0.00 | 0.00 | 0.00 | 0.00 | 0.00 | 0.00 | 20,585.00 |
| | | | | ===== | ===== | ===== | ===== | ===== | ===== | ===== |
| 10R033 | 4210 | 0000 | NATIONAL SCHOOL LUNCH PROGRAM | 150,000.00 | 150,000.00 | 93,869.60 | 62.58 | 134,546.08 | 231,567.74 | 381,897.89 |
| | | | | ===== | ===== | ===== | ===== | ===== | ===== | ===== |
| 10R | 4210 | ---- | | 150,000.00 | 150,000.00 | 93,869.60 | 62.58 | 134,546.08 | 231,567.74 | 381,897.89 |
| | | | | ===== | ===== | ===== | ===== | ===== | ===== | ===== |
| 10R011 | 4300 | 0000 | TITLE I | 55,667.00 | 64,948.00 | 56,155.00 | 86.46 | 80,385.00 | 86,610.00 | 87,023.00 |
| | | | | ===== | ===== | ===== | ===== | ===== | ===== | ===== |
| 10R | 4300 | ---- | | 55,667.00 | 64,948.00 | 56,155.00 | 86.46 | 80,385.00 | 86,610.00 | 87,023.00 |
| | | | | ===== | ===== | ===== | ===== | ===== | ===== | ===== |
| 10R014 | 4400 | 0000 | TITLE IVA STUDENT SUPPORT | 10,000.00 | 14,261.00 | 12,491.00 | 87.59 | 12,907.00 | 8,891.00 | 11,134.00 |
| | | | | ===== | ===== | ===== | ===== | ===== | ===== | ===== |
| 10R | 4400 | ---- | | 10,000.00 | 14,261.00 | 12,491.00 | 87.59 | 12,907.00 | 8,891.00 | 11,134.00 |
| | | | | ===== | ===== | ===== | ===== | ===== | ===== | ===== |
| 10R010 | 4600 | 0000 | IDEA PART B PRESCHOOL | 20,452.00 | 25,029.00 | 19,285.00 | 77.05 | 34,036.00 | 2,738.00 | 22,152.00 |
| | | | | ===== | ===== | ===== | ===== | ===== | ===== | ===== |
| 10R | 4600 | ---- | | 20,452.00 | 25,029.00 | 19,285.00 | 77.05 | 34,036.00 | 2,738.00 | 22,152.00 |
| | | | | ===== | ===== | ===== | ===== | ===== | ===== | ===== |
| 10R010 | 4620 | 0000 | IDEA FLOW-FEDERAL SP ED FUNDS | 428,373.00 | 506,101.00 | 351,013.00 | 69.36 | 853,572.00 | 89,141.00 | 398,741.00 |

| | | | Account Level | 2024-25 | 2024-25 | 2024-25 | 2024-25 | 2023-24 | 2022-23 | 2021-22 |
|--------|------|------|--------------------------------|-----------------|----------------|---------------|---------|---------------|---------------|---------------|
| FDTLOC | FUNC | OBJ | Description | Original Budget | Revised Budget | FYTD Activity | FYTD % | FY Activity | FY Activity | FY Activity |
| 10R | 4620 | ---- | | 428,373.00 | 506,101.00 | 351,013.00 | 69.36 | 853,572.00 | 89,141.00 | 398,741.00 |
| | | | | ===== | ===== | ===== | ===== | ===== | ===== | ===== |
| 10R010 | 4625 | 0000 | IDEA ROOM & BOARD-FEDERAL SP E | 0.00 | 250,000.00 | 178,849.20 | 71.54 | 0.00 | 0.00 | 0.00 |
| | | | | ===== | ===== | ===== | ===== | ===== | ===== | ===== |
| 10R | 4625 | ---- | | 0.00 | 250,000.00 | 178,849.20 | 71.54 | 0.00 | 0.00 | 0.00 |
| | | | | ===== | ===== | ===== | ===== | ===== | ===== | ===== |
| 10R013 | 4932 | 0000 | TITLE IIA - ESSA | 21,213.00 | 47,302.00 | 25,121.00 | 53.11 | 15,696.00 | 47,045.00 | 34,513.00 |
| | | | | ===== | ===== | ===== | ===== | ===== | ===== | ===== |
| 10R | 4932 | ---- | | 21,213.00 | 47,302.00 | 25,121.00 | 53.11 | 15,696.00 | 47,045.00 | 34,513.00 |
| | | | | ===== | ===== | ===== | ===== | ===== | ===== | ===== |
| 10R010 | 4991 | 0000 | MEDICAID MATCHING-ADMIN OUTREA | 20,000.00 | 40,000.00 | 29,455.83 | 73.64 | 16,304.51 | 42,456.00 | 0.00 |
| | | | | ===== | ===== | ===== | ===== | ===== | ===== | ===== |
| 10R | 4991 | ---- | | 20,000.00 | 40,000.00 | 29,455.83 | 73.64 | 16,304.51 | 42,456.00 | 0.00 |
| | | | | ===== | ===== | ===== | ===== | ===== | ===== | ===== |
| 10R010 | 4992 | 0000 | MEDICAID MATCHING-FEE FOR SERV | 50,000.00 | 16,000.00 | 15,329.34 | 95.81 | 43,784.10 | 46,052.34 | 55,289.34 |
| | | | | ===== | ===== | ===== | ===== | ===== | ===== | ===== |
| 10R | 4992 | ---- | | 50,000.00 | 16,000.00 | 15,329.34 | 95.81 | 43,784.10 | 46,052.34 | 55,289.34 |
| | | | | ===== | ===== | ===== | ===== | ===== | ===== | ===== |
| 10R006 | 4998 | 0000 | ARP IDEA | 0.00 | 0.00 | 0.00 | 0.00 | 84,868.00 | 0.00 | 0.00 |
| 10R009 | 4998 | 0000 | ARP IDEA EC | 8,404.00 | 0.00 | 0.00 | 0.00 | 8,405.00 | 0.00 | 0.00 |
| 10R016 | 4998 | 0000 | ESSER 3 | 0.00 | 28,442.00 | 28,442.00 | 100.00 | 237,371.00 | 390,432.00 | 54,016.00 |
| 10R017 | 4998 | 0000 | ESSER 2 | 0.00 | 0.00 | 0.00 | 0.00 | 13,598.00 | 44,395.00 | 103,782.72 |
| 10R019 | 4998 | 0000 | CARES ACT REVENUE | 0.00 | 0.00 | 0.00 | 0.00 | 0.00 | 0.00 | 28.00 |
| 10R025 | 4998 | 0000 | DIST-LED HIGH IMPACT TUTORING | 0.00 | 0.00 | 0.00 | 0.00 | 33,700.00 | 2,960.00 | 0.00 |
| 10R030 | 4998 | 0000 | EMERGENCY CONNECTIVITY FUND | 0.00 | 0.00 | 0.00 | 0.00 | 94,000.00 | 0.00 | 0.00 |
| 10R037 | 4998 | 0000 | ELEV EDUCATORS-BILINGUAL | 0.00 | 2,500.00 | 2,460.00 | 98.40 | 4,760.00 | 0.00 | 0.00 |
| 10R050 | 4998 | 0000 | ELEVATING EDUCATORS - SP ED | 105,423.00 | 105,423.00 | 76,005.00 | 72.10 | 0.00 | 0.00 | 0.00 |
| | | | | ===== | ===== | ===== | ===== | ===== | ===== | ===== |
| 10R | 4998 | ---- | | 113,827.00 | 136,365.00 | 106,907.00 | 78.40 | 476,702.00 | 437,787.00 | 157,826.72 |
| | | | | ===== | ===== | ===== | ===== | ===== | ===== | ===== |
| | | | | ===== | ===== | ===== | ===== | ===== | ===== | ===== |
| 10R | ---- | ---- | | 19,020,345.00 | 19,494,664.00 | 10,446,965.32 | 53.59 | 19,420,252.89 | 16,618,063.39 | 17,400,656.58 |
| | | | | ===== | ===== | ===== | ===== | ===== | ===== | ===== |

| | | | Account Level | 2024-25 | 2024-25 | 2024-25 | 2024-25 | 2023-24 | 2022-23 | 2021-22 |
|--------|------|------|-----------------------------|-----------------|----------------|---------------|---------|--------------|--------------|--------------|
| FDTLOC | FUNC | OBJ | Description | Original Budget | Revised Budget | FYTD Activity | FYTD % | FY Activity | FY Activity | FY Activity |
| 20R043 | 1111 | 0000 | OM FUND LEVY PR YR FALL | 894,229.00 | 894,229.00 | 847,585.30 | 94.78 | 822,184.09 | 707,877.48 | 839,564.21 |
| 20R044 | 1111 | 0000 | OM FUND LEVY CURR YR SPRING | 921,056.00 | 921,056.00 | 0.00 | 0.00 | 936,680.72 | 816,661.23 | 823,019.46 |
| 20R | 1111 | ---- | | 1,815,285.00 | 1,815,285.00 | 847,585.30 | 46.69 | 1,758,864.81 | 1,524,538.71 | 1,662,583.67 |
| ===== | | | | ===== | | | | | | |
| 20R030 | 1510 | 0000 | OM EARNED INTEREST | 19,633.00 | 40,000.00 | 33,237.25 | 83.09 | 42,600.49 | 23,317.63 | 381.72 |
| 20R | 1510 | ---- | | 19,633.00 | 40,000.00 | 33,237.25 | 83.09 | 42,600.49 | 23,317.63 | 381.72 |
| ===== | | | | ===== | | | | | | |
| 20R030 | 1910 | 0000 | BUILDING REVENUE | 15,000.00 | 15,000.00 | 13,500.00 | 90.00 | 18,572.50 | 9,580.00 | 14,550.00 |
| 20R | 1910 | ---- | | 15,000.00 | 15,000.00 | 13,500.00 | 90.00 | 18,572.50 | 9,580.00 | 14,550.00 |
| ===== | | | | ===== | | | | | | |
| 20R005 | 1930 | 0000 | BUILDERS CONTRIBUTIONS | 30,000.00 | 30,000.00 | 16,731.00 | 55.77 | 42,874.00 | 25,637.00 | 33,961.00 |
| 20R | 1930 | ---- | | 30,000.00 | 30,000.00 | 16,731.00 | 55.77 | 42,874.00 | 25,637.00 | 33,961.00 |
| ===== | | | | ===== | | | | | | |
| 20R030 | 1999 | 0000 | OM MISC REVENUE | 10,000.00 | 78,000.00 | 78,027.94 | 100.04 | 2,985.00 | 3,565.75 | 19,895.03 |
| 20R | 1999 | ---- | | 10,000.00 | 78,000.00 | 78,027.94 | 100.04 | 2,985.00 | 3,565.75 | 19,895.03 |
| ===== | | | | ===== | | | | | | |
| 20R030 | 3001 | 0000 | OM GENERAL STATE AID | 250,000.00 | 250,000.00 | 204,545.52 | 81.82 | 500,000.00 | 500,000.00 | 500,000.00 |
| 20R | 3001 | ---- | | 250,000.00 | 250,000.00 | 204,545.52 | 81.82 | 500,000.00 | 500,000.00 | 500,000.00 |
| ===== | | | | ===== | | | | | | |
| 20R030 | 3999 | 0000 | SCHOOL MAINT PROG GRANT | 0.00 | 50,000.00 | 50,000.00 | 100.00 | 50,000.00 | 50,000.00 | 50,000.00 |
| 20R | 3999 | ---- | | 0.00 | 50,000.00 | 50,000.00 | 100.00 | 50,000.00 | 50,000.00 | 50,000.00 |
| ===== | | | | ===== | | | | | | |
| 20R017 | 4998 | 0000 | ESSER 2 | 0.00 | 0.00 | 0.00 | 0.00 | 0.00 | 0.00 | 133,782.00 |
| 20R | 4998 | ---- | | 0.00 | 0.00 | 0.00 | 0.00 | 0.00 | 0.00 | 133,782.00 |
| ===== | | | | ===== | | | | | | |
| 20R | ---- | ---- | | 2,139,918.00 | 2,278,285.00 | 1,243,627.01 | 54.59 | 2,415,896.80 | 2,136,639.09 | 2,415,153.42 |
| ===== | | | | ===== | | | | | | |

| | | | Account Level | | 2024-25 | 2024-25 | 2024-25 | 2024-25 | 2023-24 | 2022-23 | 2021-22 |
|--------|------|------|--------------------------------|--|-----------------|----------------|---------------|---------|--------------|--------------|--------------|
| FDTLOC | FUNC | OBJ | Description | | Original Budget | Revised Budget | FYTD Activity | FYTD % | FY Activity | FY Activity | FY Activity |
| 21R043 | 1111 | 0000 | OM REF FUND LEVY PR YR FALL | | 1,072,925.00 | 1,072,925.00 | 1,012,993.82 | 94.41 | 1,027,313.94 | 889,293.29 | 1,023,858.83 |
| 21R044 | 1111 | 0000 | OM REF FUND LEVY CURR YR SPRIN | | 1,105,113.00 | 1,105,113.00 | 0.00 | 0.00 | 1,123,860.26 | 1,021,251.59 | 1,033,944.03 |
| | | | | | | | | | | | |
| 21R | 1111 | ---- | | | 2,178,038.00 | 2,178,038.00 | 1,012,993.82 | 46.51 | 2,151,174.20 | 1,910,544.88 | 2,057,802.86 |
| | | | | | ===== | ===== | ===== | ===== | ===== | ===== | ===== |
| 21R030 | 1510 | 0000 | OM REF FUND EARNED INTEREST | | 750.00 | 5,000.00 | 3,554.36 | 71.09 | 523.82 | 44.65 | 47.09 |
| | | | | | | | | | | | |
| 21R | 1510 | ---- | | | 750.00 | 5,000.00 | 3,554.36 | 71.09 | 523.82 | 44.65 | 47.09 |
| | | | | | ===== | ===== | ===== | ===== | ===== | ===== | ===== |
| | | | | | | | | | | | |
| 21R | ---- | ---- | | | 2,178,788.00 | 2,183,038.00 | 1,016,548.18 | 46.57 | 2,151,698.02 | 1,910,589.53 | 2,057,849.95 |
| | | | | | ===== | ===== | ===== | ===== | ===== | ===== | ===== |

| | | Account Level | 2024-25 | 2024-25 | 2024-25 | 2024-25 | 2023-24 | 2022-23 | 2021-22 |
|--------|------|---------------|-----------------------------|-----------------|----------------|---------------|---------|-------------|-------------|
| FDTLOC | FUNC | OBJ | Description | Original Budget | Revised Budget | FYTD Activity | FYTD % | FY Activity | FY Activity |
| 30R043 | 1112 | 0000 | BOND FD LEVY PR YR FALL | 276,250.00 | 276,250.00 | 257,583.05 | 93.24 | 272,680.17 | 253,931.48 |
| 30R044 | 1112 | 0000 | BOND FD LEVY CURR YR SPRING | 284,537.00 | 284,537.00 | 0.00 | 0.00 | 285,774.05 | 270,932.87 |
| | | | | | | | | | |
| 30R | 1112 | ---- | | 560,787.00 | 560,787.00 | 257,583.05 | 45.93 | 558,454.22 | 524,864.35 |
| | | | | | | | | | |
| 30R030 | 1510 | 0000 | BOND FD EARNED INTEREST | 19,548.00 | 19,548.00 | 14,793.45 | 75.68 | 25,337.54 | 14,971.40 |
| | | | | | | | | | |
| 30R | 1510 | ---- | | 19,548.00 | 19,548.00 | 14,793.45 | 75.68 | 25,337.54 | 14,971.40 |
| | | | | | | | | | |
| | | | | | | | | | |
| 30R | ---- | ---- | | 580,335.00 | 580,335.00 | 272,376.50 | 46.93 | 583,791.76 | 539,835.75 |
| | | | | | | | | | |

| | | | Account Level | 2024-25 | 2024-25 | 2024-25 | 2024-25 | 2023-24 | 2022-23 | 2021-22 |
|--------|------|------|--------------------------------|-----------------|----------------|---------------|---------|--------------|-------------|-------------|
| FDTLOC | FUNC | OBJ | Description | Original Budget | Revised Budget | FYTD Activity | FYTD % | FY Activity | FY Activity | FY Activity |
| 40R043 | 1113 | 0000 | TRANS FD LEVY PR YR FALL | 295,346.00 | 295,346.00 | 279,940.10 | 94.78 | 269,939.18 | 203,351.75 | 353,572.56 |
| 40R044 | 1113 | 0000 | TRANS FD LEVY CURR YR SPRING | 310,113.00 | 310,113.00 | 0.00 | 0.00 | 309,365.96 | 268,248.80 | 236,428.54 |
| 40R | 1113 | ---- | | 605,459.00 | 605,459.00 | 279,940.10 | 46.24 | 579,305.14 | 471,600.55 | 590,001.10 |
| 40R032 | 1411 | 0000 | TRANSPORTATION FEES | 10,000.00 | 6,000.00 | 4,125.00 | 68.75 | 1,150.00 | 6,147.11 | 13,318.05 |
| 40R | 1411 | ---- | | 10,000.00 | 6,000.00 | 4,125.00 | 68.75 | 1,150.00 | 6,147.11 | 13,318.05 |
| 40R032 | 1413 | 0000 | ST MARY TRANSPORTATION FEES | 5,000.00 | 500.00 | 0.00 | 0.00 | 375.00 | 375.00 | 0.00 |
| 40R | 1413 | ---- | | 5,000.00 | 500.00 | 0.00 | 0.00 | 375.00 | 375.00 | 0.00 |
| 40R030 | 1510 | 0000 | INTEREST-TRANSPORTATION | 18,000.00 | 18,000.00 | 13,328.26 | 74.05 | 22,774.45 | 38,833.78 | -382.52 |
| 40R | 1510 | ---- | | 18,000.00 | 18,000.00 | 13,328.26 | 74.05 | 22,774.45 | 38,833.78 | -382.52 |
| 40R032 | 1999 | 0000 | TRANS MISC RECEIPTS | 500.00 | 100.00 | 0.00 | 0.00 | 0.00 | 81.70 | 307.68 |
| 40R | 1999 | ---- | | 500.00 | 100.00 | 0.00 | 0.00 | 0.00 | 81.70 | 307.68 |
| 40R032 | 3500 | 0000 | TRANS REGULAR ST AID | 285,000.00 | 308,289.00 | 198,810.69 | 64.49 | 316,372.62 | 118,314.77 | 110,773.06 |
| 40R | 3500 | ---- | | 285,000.00 | 308,289.00 | 198,810.69 | 64.49 | 316,372.62 | 118,314.77 | 110,773.06 |
| 40R032 | 3510 | 0000 | TRANS SP ED STUDENT AID | 216,000.00 | 313,264.00 | 198,007.55 | 63.21 | 277,442.40 | 249,124.66 | 251,821.08 |
| 40R | 3510 | ---- | | 216,000.00 | 313,264.00 | 198,007.55 | 63.21 | 277,442.40 | 249,124.66 | 251,821.08 |
| 40R017 | 4998 | 0000 | ESSER 2 | 0.00 | 0.00 | 0.00 | 0.00 | 0.00 | 0.00 | 2,247.00 |
| 40R | 4998 | ---- | | 0.00 | 0.00 | 0.00 | 0.00 | 0.00 | 0.00 | 2,247.00 |
| 40R030 | 7130 | 0000 | TRANS INTO TRANSPORTATION FUND | 244,500.00 | 244,500.00 | 244,500.00 | 100.00 | 0.00 | 0.00 | 0.00 |
| 40R | 7130 | ---- | | 244,500.00 | 244,500.00 | 244,500.00 | 100.00 | 0.00 | 0.00 | 0.00 |
| 40R | ---- | ---- | | 1,384,459.00 | 1,496,112.00 | 938,711.60 | 62.74 | 1,197,419.61 | 884,477.57 | 968,085.45 |

| | | Account Level | 2024-25 | 2024-25 | 2024-25 | 2024-25 | 2023-24 | 2022-23 | 2021-22 |
|--------|------|---------------|--------------------------------|-----------------|----------------|---------------|---------|-------------|-------------|
| FDTLOC | FUNC | OBJ | Description | Original Budget | Revised Budget | FYTD Activity | FYTD % | FY Activity | FY Activity |
| 50R043 | 1114 | 0000 | IMRF/SOCIAL SEC LEVY PR YR FAL | 74,108.00 | 74,108.00 | 70,243.28 | 94.79 | 98,315.71 | 124,204.63 |
| 50R044 | 1114 | 0000 | IMRF/SOCIAL SEC LEVY CURR YR | 76,331.00 | 76,331.00 | 0.00 | 0.00 | 77,627.00 | 97,699.75 |
| 50R | 1114 | ---- | | 150,439.00 | 150,439.00 | 70,243.28 | 46.69 | 175,942.71 | 221,904.38 |
| | | | | ===== | ===== | ===== | ===== | ===== | ===== |
| 50R043 | 1150 | 0000 | FICA LEVY PR YR FALL | 74,108.00 | 74,108.00 | 70,243.28 | 94.79 | 98,315.71 | 124,204.63 |
| 50R044 | 1150 | 0000 | SOCIAL SEC LEVY CURR YR SPRING | 76,331.00 | 76,331.00 | 0.00 | 0.00 | 77,627.00 | 97,699.75 |
| 50R | 1150 | ---- | | 150,439.00 | 150,439.00 | 70,243.28 | 46.69 | 175,942.71 | 221,904.38 |
| | | | | ===== | ===== | ===== | ===== | ===== | ===== |
| 50R030 | 1230 | 0000 | CORPORATE REPLACEMENT TX | 105,000.00 | 105,000.00 | 60,672.07 | 57.78 | 117,525.43 | 178,427.07 |
| 50R | 1230 | ---- | | 105,000.00 | 105,000.00 | 60,672.07 | 57.78 | 117,525.43 | 178,427.07 |
| | | | | ===== | ===== | ===== | ===== | ===== | ===== |
| 50R030 | 1510 | 0000 | FUND 50 EARNED INTEREST | 16,155.00 | 16,155.00 | 11,344.50 | 70.22 | 25,135.32 | 20,411.22 |
| 50R | 1510 | ---- | | 16,155.00 | 16,155.00 | 11,344.50 | 70.22 | 25,135.32 | 20,411.22 |
| | | | | ===== | ===== | ===== | ===== | ===== | ===== |
| 50R017 | 4998 | 0000 | ESSER 2 | 0.00 | 0.00 | 0.00 | 0.00 | 0.00 | 0.00 |
| 50R | 4998 | ---- | | 0.00 | 0.00 | 0.00 | 0.00 | 0.00 | 0.00 |
| | | | | ===== | ===== | ===== | ===== | ===== | ===== |
| 50R | ---- | ---- | | 422,033.00 | 422,033.00 | 212,503.13 | 50.35 | 494,546.17 | 642,647.05 |
| | | | | ===== | ===== | ===== | ===== | ===== | ===== |

| | | Account Level | 2024-25 | 2024-25 | 2024-25 | 2024-25 | 2023-24 | 2022-23 | 2021-22 |
|--------|------|---------------|-----------------------------|-----------------|----------------|---------------|---------|-------------|-------------|
| FDTLOC | FUNC | OBJ | Description | Original Budget | Revised Budget | FYTD Activity | FYTD % | FY Activity | FY Activity |
| 70R043 | 1115 | 0000 | WK CASH LEVY PR YR FALL | 49,405.00 | 49,405.00 | 46,828.85 | 94.79 | 48,986.64 | 42,982.52 |
| 70R044 | 1115 | 0000 | WK CASH LEVY CURR YR SPRING | 50,887.00 | 50,887.00 | 0.00 | 0.00 | 51,751.00 | 48,679.66 |
| 70R | 1115 | ---- | | 100,292.00 | 100,292.00 | 46,828.85 | 46.69 | 100,737.64 | 91,662.18 |
| | | | | ===== | ===== | ===== | ===== | ===== | ===== |
| 70R030 | 1510 | 0000 | WK CASH EARNED INTEREST | 135,000.00 | 135,000.00 | 131,933.45 | 97.73 | 170,924.74 | 107,109.90 |
| 70R | 1510 | ---- | | 135,000.00 | 135,000.00 | 131,933.45 | 97.73 | 170,924.74 | 107,109.90 |
| | | | | ===== | ===== | ===== | ===== | ===== | ===== |
| 70R030 | 7210 | 0000 | SALE OF WORKING CASH NOTE | 244,500.00 | 244,500.00 | 244,500.00 | 100.00 | 0.00 | 0.00 |
| 70R | 7210 | ---- | | 244,500.00 | 244,500.00 | 244,500.00 | 100.00 | 0.00 | 0.00 |
| | | | | ===== | ===== | ===== | ===== | ===== | ===== |
| 70R | ---- | ---- | | 479,792.00 | 479,792.00 | 423,262.30 | 88.22 | 271,662.38 | 198,772.08 |
| | | | | ===== | ===== | ===== | ===== | ===== | ===== |

| | | | Account Level | | 2024-25 | 2024-25 | 2024-25 | 2024-25 | 2023-24 | 2022-23 | 2021-22 |
|--------|------|------|---------------------------|--|-----------------|----------------|---------------|---------|---------------|---------------|---------------|
| FDTLOC | FUNC | OBJ | Description | | Original Budget | Revised Budget | FYTD Activity | FYTD % | FY Activity | FY Activity | FY Activity |
| 80R043 | 1120 | 0000 | LEVY TORT LIAB PR YR FALL | | 725.00 | 725.00 | 685.95 | 94.61 | 684.76 | 5,629.71 | 5,801.84 |
| 80R044 | 1120 | 0000 | LEVY TORT LIAB CURR YR | | 800.00 | 800.00 | 0.00 | 0.00 | 761.04 | 680.72 | 6,545.46 |
| | | | | | | | | | | | |
| 80R | 1120 | ---- | | | 1,525.00 | 1,525.00 | 685.95 | 44.98 | 1,445.80 | 6,310.43 | 12,347.30 |
| | | | | | | | | | | | |
| 80R030 | 1510 | 0000 | INTEREST-TORT FUND | | 100.00 | 1,000.00 | 1,025.96 | 102.60 | 1,240.58 | 1,223.35 | 27.55 |
| | | | | | | | | | | | |
| 80R | 1510 | ---- | | | 100.00 | 1,000.00 | 1,025.96 | 102.60 | 1,240.58 | 1,223.35 | 27.55 |
| | | | | | | | | | | | |
| | | | | | | | | | | | |
| 80R | ---- | ---- | | | 1,625.00 | 2,525.00 | 1,711.91 | 67.80 | 2,686.38 | 7,533.78 | 12,374.85 |
| | | | | | | | | | | | |
| --R | ---- | ---- | | | 26,207,295.00 | 26,936,784.00 | 14,555,705.95 | 54.04 | 26,537,954.01 | 22,938,558.24 | 24,217,418.11 |
| | | | | | | | | | | | |

| | | | Account Level | 2024-25 | 2024-25 | 2024-25 | 2024-25 | 2023-24 | 2022-23 | 2021-22 |
|--------|------|------|--------------------------------|-----------------|----------------|---------------|---------|--------------|--------------|--------------|
| FDTLOC | FUNC | OBJ | Description | Original Budget | Revised Budget | FYTD Activity | FYTD % | FY Activity | FY Activity | FY Activity |
| 10E002 | 1101 | 1020 | SALARIES-MES TEACHERS | 2,205,000.00 | 2,105,000.00 | 1,543,243.93 | 73.31 | 2,215,906.45 | 1,984,039.97 | 1,691,303.97 |
| 10E003 | 1101 | 1020 | SALARIES-MIS TEACHERS | 1,135,000.00 | 1,035,000.00 | 839,247.06 | 81.09 | 1,130,685.28 | 1,080,241.21 | 964,584.64 |
| 10E002 | 1101 | 1350 | SALARIES-MES SCHEDULE B | 28,000.00 | 28,000.00 | 15,765.16 | 56.30 | 25,142.43 | 20,361.01 | 21,393.90 |
| 10E003 | 1101 | 1350 | SALARIES-MIS SCHEDULE B | 47,500.00 | 47,500.00 | 27,134.48 | 57.13 | 45,283.41 | 33,265.75 | 23,424.20 |
| 10E004 | 1101 | 1350 | SALARIES-MJH SCHEDULE B | 0.00 | 0.00 | 27.50 | 0.00 | 0.00 | 0.00 | 0.00 |
| 10E002 | 1101 | 2100 | NEC-MES TEACHERS | 4,500.00 | 6,000.00 | 6,097.38 | 101.62 | 5,526.30 | 9,884.20 | 9,935.63 |
| 10E003 | 1101 | 2100 | NEC-MIS TEACHERS | 2,750.00 | 5,000.00 | 3,837.52 | 76.75 | 2,587.76 | 4,671.15 | 5,388.79 |
| 10E030 | 1101 | 2110 | BENEFIT-403(b) ADMINISTRATIVE | 1,000.00 | 1,000.00 | 754.50 | 75.45 | 782.00 | 876.50 | 788.00 |
| 10E002 | 1101 | 2150 | TRS FEDERAL | 0.00 | 0.00 | 0.00 | 0.00 | 0.00 | -48.48 | 34.41 |
| 10E002 | 1101 | 2220 | MEDICAL/LIFE INS-MES TEACHERS | 375,000.00 | 375,000.00 | 260,856.96 | 69.56 | 365,879.82 | 280,660.49 | 217,524.27 |
| 10E003 | 1101 | 2220 | MEDICAL/LIFE INS-MIS TEACHERS | 192,000.00 | 192,000.00 | 157,855.69 | 82.22 | 191,149.27 | 167,832.19 | 152,688.55 |
| 10E002 | 1101 | 2240 | ETHIS-MES TEACHERS | 14,000.00 | 14,000.00 | 9,066.24 | 64.76 | 13,638.83 | 12,616.70 | 11,478.54 |
| 10E003 | 1101 | 2240 | ETHIS-MIS TEACHERS | 8,000.00 | 8,000.00 | 5,253.21 | 65.67 | 7,105.01 | 6,646.44 | 6,617.05 |
| 10E005 | 1101 | 2300 | BENEFIT-TEACHER TUITION REIM | 11,000.00 | 12,600.00 | 12,579.97 | 99.84 | 10,947.30 | 21,991.83 | 19,449.13 |
| 10E002 | 1101 | 3200 | PURCHASE SERVICES-MES | 10,000.00 | 10,000.00 | 8,775.00 | 87.75 | 1,200.00 | 920.00 | 2,350.00 |
| 10E003 | 1101 | 3200 | PURCHASE SERVICES-MIS | 7,500.00 | 8,500.00 | 9,518.04 | 111.98 | 6,443.08 | 5,560.57 | 4,653.35 |
| 10E002 | 1101 | 4100 | SUPPLIES-MES SCHOOL | 25,000.00 | 25,000.00 | 15,814.59 | 63.26 | 21,442.08 | 24,373.66 | 19,843.34 |
| 10E003 | 1101 | 4100 | SUPPLIES-MIS | 20,000.00 | 20,000.00 | 8,628.23 | 43.14 | 14,752.40 | 26,558.99 | 14,260.32 |
| 10E014 | 1101 | 4100 | SUPPLIES & MATERIALS (STREAM) | 13,676.00 | 11,812.00 | 11,808.31 | 99.97 | 12,446.65 | 7,699.44 | 10,448.45 |
| 10E016 | 1101 | 4100 | SUPPLIES - ESSER 3 | 0.00 | 0.00 | 0.00 | 0.00 | 49,745.06 | 74,351.58 | 47,414.50 |
| 10E002 | 1101 | 4110 | MUSIC SUPPLIES-MES | 1,500.00 | 1,500.00 | 2,083.41 | 138.89 | 1,500.00 | 1,413.77 | 586.90 |
| 10E003 | 1101 | 4110 | MUSIC SUPPLIES-MIS | 1,500.00 | 1,500.00 | 150.40 | 10.03 | 0.00 | 0.00 | 0.00 |
| 10E002 | 1101 | 4111 | PAPER-MES | 18,000.00 | 20,000.00 | 17,258.52 | 86.29 | 18,373.49 | 17,672.90 | 17,208.93 |
| 10E003 | 1101 | 4111 | PAPER-MIS | 6,500.00 | 6,500.00 | 2,816.83 | 43.34 | 6,037.73 | 4,369.78 | 4,421.26 |
| 10E002 | 1101 | 4120 | WORKBOOKS-MES | 80,000.00 | 89,000.00 | 85,919.88 | 96.54 | 81,608.38 | 37,474.00 | 49,583.08 |
| 10E003 | 1101 | 4120 | WORKBOOKS-MIS | 35,000.00 | 38,000.00 | 35,701.59 | 93.95 | 34,725.29 | 17,476.29 | 22,598.18 |
| 10E010 | 1101 | 4120 | WORKBOOKS-SP ED CURR | 100.00 | 100.00 | 0.00 | 0.00 | 0.00 | 0.00 | 141.00 |
| 10E053 | 1101 | 4120 | SUPPLIES-MES POSITIVE BEHAVIOR | 2,000.00 | 2,000.00 | 1,955.43 | 97.77 | 1,997.74 | 159.68 | 1,906.75 |
| 10E053 | 1101 | 4130 | SUPPLIES-MIS POSITIVE BEHAVIOR | 1,500.00 | 1,500.00 | 162.00 | 10.80 | 1,500.00 | 1,217.83 | 79.12 |
| 10E005 | 1101 | 4150 | BUILDING AIDES SHOES | 2,000.00 | 2,000.00 | 1,531.32 | 76.57 | 1,510.52 | 1,953.37 | 1,127.71 |
| 10E002 | 1101 | 4160 | ART SUPPLIES | 1,500.00 | 1,500.00 | 1,035.21 | 69.01 | 1,357.60 | 1,428.73 | 1,200.00 |
| 10E005 | 1101 | 4170 | BUILDING AIDES COATS | 500.00 | 500.00 | 0.00 | 0.00 | 0.00 | 145.48 | 0.00 |
| 10E002 | 1101 | 4200 | TEXTBOOKS-MES | 45,000.00 | 39,000.00 | 37,541.78 | 96.26 | 60,752.01 | 7,380.43 | 1,207.30 |
| 10E003 | 1101 | 4200 | TEXTBOOKS-MIS | 10,000.00 | 7,000.00 | 4,786.43 | 68.38 | 45,659.91 | 510.49 | 557.54 |
| 10E010 | 1101 | 4200 | TEXTBOOKS-SP ED CURR | 25,000.00 | 25,000.00 | 15,209.20 | 60.84 | 20,363.59 | 0.00 | 474.12 |
| 10E002 | 1101 | 4210 | CHROME DEVICES - MES | 85,000.00 | 91,000.00 | 90,341.55 | 99.28 | 84,306.25 | 0.00 | 20,904.45 |
| 10E003 | 1101 | 4210 | CHROME DEVICES - MIS | 85,000.00 | 91,000.00 | 90,341.55 | 99.28 | 84,306.25 | 0.00 | 8,750.70 |
| 10E016 | 1101 | 4210 | CHROME DEVICES - ESSER 3 | 0.00 | 0.00 | 0.00 | 0.00 | 0.00 | 0.00 | 2,916.90 |
| 10E002 | 1101 | 4700 | SOFTWARE & DIGITAL CURRICULUM | 65,000.00 | 65,000.00 | 63,111.91 | 97.10 | 61,833.57 | 78,097.83 | 65,811.84 |
| 10E003 | 1101 | 4700 | SOFTWARE & DIGITAL CURRICULUM | 35,000.00 | 35,000.00 | 32,272.02 | 92.21 | 29,017.45 | 39,743.75 | 37,778.95 |

| | | | Account Level | 2024-25 | 2024-25 | 2024-25 | 2024-25 | 2023-24 | 2022-23 | 2021-22 |
|--------|------|------|--------------------------------|-----------------|----------------|---------------|---------|--------------|--------------|--------------|
| FDTLOC | FUNC | OBJ | Description | Original Budget | Revised Budget | FYTD Activity | FYTD % | FY Activity | FY Activity | FY Activity |
| 10E053 | 1101 | 4920 | INCENTV/CELEBRTN-MES POS BEHAV | 7,200.00 | 7,200.00 | 2,629.42 | 36.52 | 6,759.93 | 5,472.20 | 5,789.14 |
| 10E053 | 1101 | 4930 | INCENTV/CELEBRTN-MIS POS BEHAV | 3,600.00 | 3,600.00 | 295.32 | 8.20 | 3,587.70 | 1,946.15 | 2,720.02 |
| 10E002 | 1101 | 5500 | EQUIPMENT-MES | 15,100.00 | 100.00 | 0.00 | 0.00 | 15,309.99 | 0.00 | 0.00 |
| 10E016 | 1101 | 5500 | EQUIP - ESSER 3 | 0.00 | 0.00 | 0.00 | 0.00 | 0.00 | 0.00 | 116,700.00 |
| 10E005 | 1101 | 6900 | STUDENT BOOK FEE REFUND | 500.00 | 500.00 | 0.00 | 0.00 | 0.00 | 0.00 | 0.00 |
| 10E005 | 1101 | 6910 | ACTIVITY FEE REFUND | 500.00 | 500.00 | 0.00 | 0.00 | 0.00 | 0.00 | -24.00 |
| 10E003 | 1101 | 6920 | ACTIVITY FEE REIMBURSEMENT-MIS | 0.00 | 200.00 | 120.00 | 60.00 | 0.00 | 0.00 | 0.00 |
| 10E002 | 1101 | 7000 | NON-CAPITAL EQUIP-MES | 5,000.00 | 5,000.00 | 509.00 | 10.18 | 109,707.66 | 0.00 | 4,816.42 |
| 10E003 | 1101 | 7000 | NON-CAPITAL EQUIP-MIS | 5,000.00 | 5,000.00 | 0.00 | 0.00 | 41,943.94 | 4,233.57 | 799.99 |
| | | | | | | | | | | |
| 10E | 1101 | ---- | | 4,636,926.00 | 4,443,612.00 | 3,422,036.54 | 77.01 | 4,832,822.13 | 3,983,199.45 | 3,591,637.34 |
| | | | | ===== | ===== | ===== | ===== | ===== | ===== | ===== |
| 10E004 | 1102 | 1020 | SALARIES-MJH TEACHERS | 2,305,000.00 | 2,205,000.00 | 1,774,886.28 | 80.49 | 2,328,463.80 | 2,136,937.21 | 1,781,148.25 |
| 10E004 | 1102 | 1350 | SALARIES-MJH SCHEDULE B | 231,000.00 | 231,000.00 | 171,533.03 | 74.26 | 210,471.88 | 195,524.53 | 206,861.05 |
| 10E004 | 1102 | 2100 | NEC-MJH TEACHERS | 10,000.00 | 10,000.00 | 9,436.18 | 94.36 | 9,245.74 | 15,351.77 | 11,065.03 |
| 10E004 | 1102 | 2220 | MEDICAL/LIFE INS-MJH TEACHERS | 450,000.00 | 400,000.00 | 322,713.80 | 80.68 | 449,389.97 | 348,902.24 | 279,976.59 |
| 10E004 | 1102 | 2240 | ETHIS-MJH TEACHERS | 16,000.00 | 16,000.00 | 12,121.38 | 75.76 | 15,857.27 | 15,337.93 | 13,223.12 |
| 10E004 | 1102 | 3200 | PURCHASE SERVICES-MJH | 8,500.00 | 8,500.00 | 7,108.56 | 83.63 | 2,058.80 | 325.00 | 4,274.77 |
| 10E004 | 1102 | 3320 | TRAVEL-TEACHERS/MJH | 3,000.00 | 4,000.00 | 3,453.09 | 86.33 | 1,617.96 | 648.67 | 423.55 |
| 10E004 | 1102 | 4100 | SUPPLIES-MJH | 25,000.00 | 25,000.00 | 8,083.42 | 32.33 | 19,587.35 | 39,266.09 | 27,643.87 |
| 10E024 | 1102 | 4100 | SUPPLIES - TREES GRANT | 0.00 | 1,185.00 | 1,185.00 | 100.00 | 1,984.00 | 0.00 | 0.00 |
| 10E004 | 1102 | 4111 | PAPER-MJH | 5,500.00 | 5,500.00 | 5,490.11 | 99.82 | 5,416.88 | 5,489.76 | 5,465.70 |
| 10E004 | 1102 | 4120 | WORKBOOKS-MJH | 95,000.00 | 102,000.00 | 109,626.65 | 107.48 | 33,251.20 | 40,169.58 | 43,484.59 |
| 10E004 | 1102 | 4150 | MUSIC SUPPLIES-MJH | 3,000.00 | 3,000.00 | 1,034.68 | 34.49 | 16,694.91 | 9,565.81 | 2,463.61 |
| 10E004 | 1102 | 4200 | TEXTBOOKS-MJH | 5,000.00 | 5,000.00 | 5,706.43 | 114.13 | 4,683.24 | 2,770.29 | 28,022.76 |
| 10E004 | 1102 | 4210 | CHROME DEVICES - MJH | 1,000.00 | 0.00 | 0.00 | 0.00 | 0.00 | 94,282.50 | 16,042.95 |
| 10E016 | 1102 | 4210 | CHROME DEVICES - ESSER 3 | 0.00 | 0.00 | 0.00 | 0.00 | 0.00 | 0.00 | 80,375.10 |
| 10E004 | 1102 | 4700 | SOFTWARE & DIGITAL CURRICULUM | 75,000.00 | 83,000.00 | 81,118.02 | 97.73 | 98,766.88 | 67,659.99 | 70,295.66 |
| 10E053 | 1102 | 4920 | INCENTV/CELEBRTN-MJS POS BEHAV | 5,500.00 | 5,500.00 | 3,174.22 | 57.71 | 5,021.98 | 5,556.13 | 4,133.69 |
| 10E004 | 1102 | 7000 | NON-CAPITAL EQUIPMENT-MJH | 2,500.00 | 2,500.00 | 0.00 | 0.00 | 66,331.95 | 1,203.02 | 1,168.22 |
| | | | | | | | | | | |
| 10E | 1102 | ---- | | 3,241,000.00 | 3,107,185.00 | 2,516,670.85 | 81.00 | 3,268,843.81 | 2,978,990.52 | 2,576,068.51 |
| | | | | ===== | ===== | ===== | ===== | ===== | ===== | ===== |
| 10E002 | 1108 | 1150 | SALARIES/MES-BUILDING AIDES | 160,000.00 | 160,000.00 | 136,012.01 | 85.01 | 147,590.71 | 142,481.32 | 112,135.68 |
| 10E003 | 1108 | 1150 | SALARIES/MIS-BUILDING AIDES | 65,000.00 | 65,000.00 | 58,364.12 | 89.79 | 64,412.47 | 60,536.14 | 47,679.00 |
| 10E004 | 1108 | 1150 | SALARIES/MJH-BUILDING AIDES | 22,007.00 | 22,007.00 | 17,794.49 | 80.86 | 19,638.09 | 19,069.92 | 14,964.00 |
| 10E002 | 1108 | 2100 | | 0.00 | 0.00 | 0.00 | 0.00 | 0.00 | 0.12 | 3.51 |
| 10E002 | 1108 | 2220 | MEDICAL/LIFE INS/MES BLDG AIDE | 25,000.00 | 25,000.00 | 22,409.47 | 89.64 | 22,415.17 | 17,992.25 | 16,145.89 |
| 10E003 | 1108 | 2220 | MEDICAL/LIFE INS/MIS BLDG AIDE | 87.00 | 6,000.00 | 4,837.21 | 80.62 | 58.14 | 58.14 | 61.40 |
| 10E004 | 1108 | 2220 | MEDICAL/LIFE INS/MJH BLDG AIDE | 29.00 | 29.00 | 16.32 | 56.28 | 18.36 | 19.38 | 20.97 |

| | | | Account Level | 2024-25 | 2024-25 | 2024-25 | 2024-25 | 2023-24 | 2022-23 | 2021-22 |
|--------|------|------|--------------------------------|-----------------|----------------|---------------|---------|-------------|-------------|-------------|
| FDTLOC | FUNC | OBJ | Description | Original Budget | Revised Budget | FYTD Activity | FYTD % | FY Activity | FY Activity | FY Activity |
| 10E002 | 1108 | 2240 | | 0.00 | 0.00 | 0.00 | 0.00 | 0.00 | 0.13 | 0.00 |
| | | | | | | | | | | |
| 10E | 1108 | ---- | | 272,123.00 | 278,036.00 | 239,433.62 | 86.12 | 254,132.94 | 240,157.40 | 191,010.45 |
| | | | | ===== | ===== | ===== | ===== | ===== | ===== | ===== |
| 10E002 | 1109 | 1200 | SALARIES/MES SUB AIDE, NUR,AA | 75,000.00 | 60,000.00 | 47,570.28 | 79.28 | 77,420.72 | 47,635.49 | 17,944.86 |
| 10E003 | 1109 | 1200 | SALARIES/MIS SUB AIDE, NUR,AA | 6,500.00 | 6,500.00 | 6,437.50 | 99.04 | 7,077.70 | 6,130.60 | 1,602.86 |
| 10E004 | 1109 | 1200 | SALARIES/MJH SUB AIDE, NUR,AA | 10,000.00 | 25,000.00 | 19,908.50 | 79.63 | 8,411.91 | 6,090.46 | 1,488.38 |
| 10E002 | 1109 | 2100 | | 0.00 | 0.00 | 0.00 | 0.00 | 2.57 | 3.52 | 1.53 |
| 10E003 | 1109 | 2100 | | 0.00 | 0.00 | 0.00 | 0.00 | 0.00 | 0.96 | 0.51 |
| 10E004 | 1109 | 2100 | | 0.00 | 0.00 | 0.00 | 0.00 | 1.39 | 8.30 | 1.01 |
| 10E002 | 1109 | 2240 | | 0.00 | 0.00 | 0.00 | 0.00 | 2.98 | 0.37 | 0.00 |
| 10E003 | 1109 | 2240 | | 0.00 | 0.00 | 0.00 | 0.00 | 0.00 | 0.73 | 0.00 |
| 10E004 | 1109 | 2240 | | 0.00 | 0.00 | 0.00 | 0.00 | 1.61 | 0.00 | 0.00 |
| | | | | | | | | | | |
| 10E | 1109 | ---- | | 91,500.00 | 91,500.00 | 73,916.28 | 80.78 | 92,918.88 | 59,870.43 | 21,039.15 |
| | | | | ===== | ===== | ===== | ===== | ===== | ===== | ===== |
| 10E016 | 1110 | 4100 | SUPPLIES - ESSER 3 | 0.00 | 0.00 | 0.00 | 0.00 | 0.00 | 9,027.79 | 16,472.70 |
| 10E002 | 1110 | 4700 | SOFTWARE & DIGITAL CURRIC-K-8 | 9,000.00 | 9,000.00 | 7,555.94 | 83.95 | 7,762.49 | 3,850.53 | 1,033.56 |
| 10E003 | 1110 | 4700 | SOFTWARE & DIGITAL CURRIC-K-8 | 5,000.00 | 5,000.00 | 3,892.28 | 77.85 | 7,575.25 | 3,880.92 | 3,147.63 |
| 10E004 | 1110 | 4700 | SOFTWARE & DIGITAL CURRIC-K-8 | 3,000.00 | 3,000.00 | 0.00 | 0.00 | 566.41 | 1,354.32 | 850.23 |
| | | | | | | | | | | |
| 10E | 1110 | ---- | | 17,000.00 | 17,000.00 | 11,448.22 | 67.34 | 15,904.15 | 18,113.56 | 21,504.12 |
| | | | | ===== | ===== | ===== | ===== | ===== | ===== | ===== |
| 10E002 | 1111 | 1220 | SALARIES/MES-SUB TEACHERS | 120,000.00 | 120,000.00 | 85,966.08 | 71.64 | 122,869.75 | 153,587.53 | 97,912.01 |
| 10E003 | 1111 | 1220 | SALARIES/MIS-SUB TEACHERS | 55,000.00 | 55,000.00 | 52,170.35 | 94.86 | 53,352.96 | 50,833.76 | 34,269.85 |
| 10E004 | 1111 | 1220 | SALARIES/MJH-SUB TEACHERS | 90,000.00 | 90,000.00 | 50,330.65 | 55.92 | 96,774.08 | 83,386.48 | 138,161.05 |
| 10E002 | 1111 | 2100 | NEC/MES-SUB TEACHERS | 850.00 | 850.00 | 423.12 | 49.78 | 602.61 | 742.44 | 437.87 |
| 10E003 | 1111 | 2100 | NEC/MIS-SUB TEACHERS | 300.00 | 300.00 | 277.23 | 92.41 | 287.61 | 244.13 | 175.34 |
| 10E004 | 1111 | 2100 | NEC/MJH-SUB TEACHERS | 750.00 | 750.00 | 249.35 | 33.25 | 373.72 | 442.20 | 730.82 |
| 10E002 | 1111 | 2150 | | 0.00 | 0.00 | 0.00 | 0.00 | 0.00 | 0.00 | 1.85 |
| 10E002 | 1111 | 2220 | | 0.00 | 0.00 | 0.00 | 0.00 | 0.15 | 0.00 | 0.00 |
| 10E004 | 1111 | 2220 | | 0.00 | 0.00 | 0.00 | 0.00 | 0.00 | 1.02 | 0.00 |
| 10E035 | 1111 | 2220 | MEDICAL INSURANCE RETIREES | 3,000.00 | 3,000.00 | 687.50 | 22.92 | 1,650.00 | 2,887.50 | 4,337.50 |
| 10E002 | 1111 | 2240 | ETHIS/MES-SUB TEACHERS | 900.00 | 900.00 | 507.13 | 56.35 | 698.33 | 858.23 | 513.71 |
| 10E003 | 1111 | 2240 | ETHIS/MIS-SUB TEACHERS | 500.00 | 500.00 | 320.25 | 64.05 | 332.34 | 285.27 | 207.77 |
| 10E004 | 1111 | 2240 | ETHIS/MJH-SUB TEACHERS | 700.00 | 700.00 | 288.18 | 41.17 | 431.50 | 568.38 | 851.01 |
| | | | | | | | | | | |
| 10E | 1111 | ---- | | 272,000.00 | 272,000.00 | 191,219.84 | 70.30 | 277,373.05 | 293,836.94 | 277,598.78 |
| | | | | ===== | ===== | ===== | ===== | ===== | ===== | ===== |
| 10E002 | 1125 | 1130 | SALARIES/MES PFA GRANT TEACHER | 39,518.00 | 37,000.00 | 19,500.59 | 52.70 | 36,194.00 | 36,193.64 | 31,010.67 |

| | | | Account Level | 2024-25 | 2024-25 | 2024-25 | 2024-25 | 2023-24 | 2022-23 | 2021-22 |
|--------|------|------|--------------------------------|-----------------|----------------|---------------|---------|-------------|-------------|-------------|
| FDTLOC | FUNC | OBJ | Description | Original Budget | Revised Budget | FYTD Activity | FYTD % | FY Activity | FY Activity | FY Activity |
| 10E002 | 1125 | 1150 | SALARIES/MES PFA PARA | 0.00 | 0.00 | 0.00 | 0.00 | 0.00 | 4,308.41 | 0.00 |
| 10E002 | 1125 | 1180 | SALARIES/MES PFA GRANT-PARAPRO | 18,406.00 | 15,100.00 | 9,082.94 | 60.15 | 15,057.00 | 12,523.62 | 11,970.17 |
| 10E002 | 1125 | 2100 | NEC/MES PFA GRANT TEACHER | 183.00 | 173.00 | 113.08 | 65.36 | 173.00 | 173.47 | 179.86 |
| 10E002 | 1125 | 2220 | MED/LIFE MES PFA GRANT | 6,984.00 | 5,595.00 | 3,491.55 | 62.40 | 5,595.00 | 6,624.59 | 5,241.17 |
| 10E002 | 1125 | 2240 | ETHIS/MES PFA GRANT TEACHER | 265.00 | 200.00 | 130.66 | 65.33 | 200.00 | 32.91 | 207.91 |
| 10E002 | 1125 | 3000 | PURCHASED SERVICES - PFA GRANT | 0.00 | 0.00 | 0.00 | 0.00 | 1,895.00 | 0.00 | 500.00 |
| 10E002 | 1125 | 4100 | SUPPLIES - PFA GRANT | 3,073.00 | 11,000.00 | 4,113.87 | 37.40 | 7,488.01 | 2,495.35 | 4,663.14 |
| 10E002 | 1125 | 4700 | ASSESSMENT - PFA GRANT | 0.00 | 600.00 | 0.00 | 0.00 | 0.00 | 0.00 | 0.00 |
| | | | | | | | | | | |
| 10E | 1125 | ---- | | 68,429.00 | 69,668.00 | 36,432.69 | 52.29 | 66,602.01 | 62,351.99 | 53,772.92 |
| | | | | ===== | ===== | ===== | ===== | ===== | ===== | ===== |
| 10E002 | 1126 | 1120 | SALARIES/MES ES LOCAL TEACH | 80,000.00 | 62,000.00 | 57,813.41 | 93.25 | 67,807.50 | 54,662.43 | 34,570.84 |
| 10E002 | 1126 | 1140 | SALARIES/ES LOCAL SUMMER HELP | 0.00 | 0.00 | 0.00 | 0.00 | 0.00 | 0.00 | 940.00 |
| 10E002 | 1126 | 1150 | SALARIES/MES ES LOCAL PARA | 60,010.00 | 60,010.00 | 32,188.63 | 53.64 | 45,321.18 | 53,785.52 | 18,709.49 |
| 10E002 | 1126 | 2100 | NEC/MES ES LOCAL TEACH | 600.00 | 600.00 | 335.32 | 55.89 | 430.13 | 353.35 | 206.01 |
| 10E002 | 1126 | 2220 | MED/LIFE - MES ES LOCAL | 35,000.00 | 70,000.00 | 20,994.35 | 29.99 | 35,190.45 | 34,522.64 | 15,315.81 |
| 10E002 | 1126 | 2240 | ETHIS/MES ES LOCAL TEACH | 600.00 | 600.00 | 387.34 | 64.56 | 496.71 | 575.76 | 239.46 |
| 10E002 | 1126 | 3000 | ES LOCAL - PURCHASED SERVICES | 1,000.00 | 1,000.00 | 475.00 | 47.50 | 475.00 | 0.00 | 690.00 |
| 10E002 | 1126 | 4100 | LOCAL ES - SUPPLIES | 15,000.00 | 10,000.00 | 5,331.26 | 53.31 | 4,227.15 | 1,594.17 | 2,584.96 |
| 10E002 | 1126 | 7000 | ES LOCAL - NON-CAPITAL EQUIP | 3,296.00 | 0.00 | 0.00 | 0.00 | 3,295.71 | 0.00 | 0.00 |
| | | | | | | | | | | |
| 10E | 1126 | ---- | | 195,506.00 | 204,210.00 | 117,525.31 | 57.55 | 157,243.83 | 145,493.87 | 73,256.57 |
| | | | | ===== | ===== | ===== | ===== | ===== | ===== | ===== |
| 10E010 | 1200 | 1110 | SALARIES-STUDENT SERVICES DIRE | 131,487.00 | 131,487.00 | 122,551.17 | 93.20 | 139,325.19 | 126,430.00 | 117,719.93 |
| 10E010 | 1200 | 1140 | SALARIES - SPED COORDINATORS | 179,256.00 | 179,256.00 | 151,678.12 | 84.62 | 0.00 | 0.00 | 0.00 |
| 10E010 | 1200 | 1150 | SALARIES-STUDENT SERVICES SEC, | 63,741.00 | 63,741.00 | 50,518.40 | 79.26 | 78,160.52 | 60,132.57 | 56,728.84 |
| 10E010 | 1200 | 2010 | THIS-STUDENT SERVICES | 4,500.00 | 4,500.00 | 1,213.52 | 26.97 | 1,407.58 | 1,390.08 | 1,250.03 |
| 10E010 | 1200 | 2100 | NEC-STUDENT SERVICES | 3,000.00 | 3,000.00 | 1,661.00 | 55.37 | 888.09 | 895.79 | 750.36 |
| 10E010 | 1200 | 2110 | TRS/RETIREMENT-STUDENT SERVICE | 33,000.00 | 15,000.00 | 12,120.50 | 80.80 | 13,779.36 | 13,901.18 | 11,656.93 |
| 10E010 | 1200 | 2220 | MEDICAL/LIFE INS-STUDENT SERV | 46,000.00 | 95,000.00 | 63,740.13 | 67.09 | 47,278.84 | 43,705.37 | 37,988.78 |
| 10E010 | 1200 | 2240 | ETHIS-STUDENT SERVICES | 1,500.00 | 4,000.00 | 2,255.44 | 56.39 | 1,408.49 | 1,382.31 | 1,178.71 |
| 10E010 | 1200 | 3000 | PURCHASE SERVICES-STUDENT SERV | 500,000.00 | 700,000.00 | 568,090.92 | 81.16 | 572,667.55 | 376,701.71 | 385,046.29 |
| 10E008 | 1200 | 3100 | PROFESSIONAL SERVICES - IDEA | 0.00 | 7,200.00 | 6,560.00 | 91.11 | 0.00 | 0.00 | 0.00 |
| 10E010 | 1200 | 3120 | PROFESSIONAL DEV-ADMIN/STUDENT | 2,500.00 | 2,500.00 | 2,175.00 | 87.00 | 0.00 | 3,876.00 | 2,500.00 |
| 10E008 | 1200 | 3140 | SP ED ONLINE CURRIC - IDEA | 2,240.00 | 5,198.00 | 2,797.00 | 53.81 | 2,238.60 | 2,238.60 | 3,735.60 |
| 10E010 | 1200 | 3320 | TRAVEL/WIRELESS SERV-STUDENT S | 5,000.00 | 5,000.00 | 4,360.89 | 87.22 | 6,301.41 | 1,159.63 | 769.53 |
| 10E008 | 1200 | 4100 | SUPPLIES - IDEA | 10,000.00 | 30,000.00 | 10,209.82 | 34.03 | 21,064.59 | 13,215.39 | 9,238.58 |
| 10E010 | 1200 | 4100 | SUPPLIES-STUDENT SERVICES | 15,000.00 | 10,000.00 | 7,598.97 | 75.99 | 13,441.97 | 5,807.94 | 10,461.42 |
| 10E008 | 1200 | 4110 | CURRICULUM SUPPLIES - IDEA | 15,000.00 | 0.00 | 0.00 | 0.00 | 0.00 | 15,953.45 | 14,775.32 |
| 10E010 | 1200 | 4700 | STUDENT SERVICES SOFTWARE | 12,000.00 | 10,000.00 | 4,700.54 | 47.01 | 7,235.34 | 9,148.95 | 11,521.51 |

| | | | Account Level | 2024-25 | 2024-25 | 2024-25 | 2024-25 | 2023-24 | 2022-23 | 2021-22 |
|--------|------|------|--------------------------------|-----------------|----------------|---------------|---------|-------------|-------------|-------------|
| FDTLOC | FUNC | OBJ | Description | Original Budget | Revised Budget | FYTD Activity | FYTD % | FY Activity | FY Activity | FY Activity |
| 10E010 | 1200 | 5000 | EQUIPMENT-STUDENT SERVICES | 100.00 | 0.00 | 0.00 | 0.00 | 0.00 | 0.00 | 0.00 |
| 10E010 | 1200 | 6400 | MEMBERSHIP-STUDENT SERVICES | 2,500.00 | 2,500.00 | 1,050.00 | 42.00 | 2,837.80 | 2,005.00 | 2,266.65 |
| 10E008 | 1200 | 7000 | HEARING & VISION NON CAPT-IDEA | 0.00 | 15,000.00 | 0.00 | 0.00 | 0.00 | 0.00 | 0.00 |
| 10E010 | 1200 | 7000 | STUDENT SERVICES NON-CAPITAL | 0.00 | 4,000.00 | 3,560.92 | 89.02 | 0.00 | 0.00 | 0.00 |
| | | | | | | | | | | |
| 10E | 1200 | ---- | | 1,026,824.00 | 1,287,382.00 | 1,016,842.34 | 78.99 | 908,035.33 | 677,943.97 | 667,588.48 |
| | | | | ===== | ===== | ===== | ===== | ===== | ===== | ===== |
| 10E002 | 1201 | 1120 | SALARIES/MES-SI TEACHERS | 124,550.00 | 124,550.00 | 84,222.27 | 67.62 | 130,201.94 | 113,045.08 | 95,739.80 |
| 10E003 | 1201 | 1120 | SALARIES/MIS-SI TEACHERS | 137,800.00 | 155,000.00 | 136,463.84 | 88.04 | 149,984.87 | 48,313.92 | 41,053.87 |
| 10E004 | 1201 | 1120 | SALARIES/MJH-SI TEACHERS | 79,500.00 | 65,000.00 | 41,851.15 | 64.39 | 63,404.74 | 144,086.48 | 120,826.67 |
| 10E002 | 1201 | 1140 | SALARIES/MES-SI PARAPRO | 97,760.00 | 97,760.00 | 134,520.62 | 137.60 | 104,553.13 | 56,104.10 | 31,690.29 |
| 10E003 | 1201 | 1140 | SALARIES/MIS-SI PARAPRO | 73,320.00 | 73,320.00 | 24,770.68 | 33.78 | 73,207.29 | 67,040.47 | 38,123.92 |
| 10E004 | 1201 | 1140 | SALARIES/MJH-SI PARAPRO | 69,075.00 | 50,000.00 | 65,580.07 | 131.16 | 43,809.10 | 66,100.42 | 52,396.32 |
| 10E002 | 1201 | 2100 | NEC/MES-SI TEACHERS | 700.00 | 700.00 | 488.41 | 69.77 | 755.18 | 655.51 | 557.90 |
| 10E003 | 1201 | 2100 | NEC/MIS-SI TEACHERS | 800.00 | 800.00 | 791.43 | 98.93 | 869.95 | 280.27 | 238.11 |
| 10E004 | 1201 | 2100 | NEC/MJH-SI TEACHERS | 500.00 | 500.00 | 242.67 | 48.53 | 367.75 | 832.36 | 700.81 |
| 10E002 | 1201 | 2150 | | 0.00 | 0.00 | 0.00 | 0.00 | 0.00 | 0.00 | -6.16 |
| 10E002 | 1201 | 2220 | MEDICAL/LIFE INS/MES-SI | 62,000.00 | 66,000.00 | 64,639.69 | 97.94 | 66,338.01 | 44,516.13 | 30,363.16 |
| 10E003 | 1201 | 2220 | MEDICAL/LIFE INS/MIS-SI | 24,000.00 | 32,000.00 | 19,457.92 | 60.81 | 47,465.80 | 24,796.86 | 8,353.93 |
| 10E004 | 1201 | 2220 | MEDICAL/LIFE INS/MJH-SI | 22,500.00 | 12,000.00 | 5,593.31 | 46.61 | 16,916.14 | 22,878.29 | 23,123.00 |
| 10E002 | 1201 | 2240 | ETHIS/MES-SI TEACHERS | 725.00 | 725.00 | 564.33 | 77.84 | 872.36 | 757.41 | 641.47 |
| 10E003 | 1201 | 2240 | ETHIS/MIS-SI TEACHERS | 725.00 | 1,500.00 | 914.38 | 60.96 | 1,005.03 | 323.68 | 275.11 |
| 10E004 | 1201 | 2240 | ETHIS/MJH-SI TEACHERS | 700.00 | 500.00 | 280.41 | 56.08 | 424.87 | 961.55 | 809.46 |
| 10E010 | 1201 | 3120 | PROFESSIONAL DEV- STAFF/STUDEN | 1,000.00 | 3,000.00 | 1,983.00 | 66.10 | 400.00 | 0.00 | 0.00 |
| | | | | | | | | | | |
| 10E | 1201 | ---- | | 695,655.00 | 683,355.00 | 582,364.18 | 85.22 | 700,576.16 | 590,692.53 | 444,887.66 |
| | | | | ===== | ===== | ===== | ===== | ===== | ===== | ===== |
| 10E002 | 1210 | 1120 | SALARIES/MES-RESOURCE TEACHERS | 187,500.00 | 187,500.00 | 144,437.18 | 77.03 | 202,523.69 | 148,092.81 | 108,052.85 |
| 10E003 | 1210 | 1120 | SALARIES/MIS-RESOURCE TEACHERS | 133,500.00 | 133,500.00 | 117,242.60 | 87.82 | 147,017.25 | 173,168.93 | 148,713.31 |
| 10E004 | 1210 | 1120 | SALARIES/MJH-RESOURCE TEACHERS | 143,100.00 | 143,100.00 | 111,189.70 | 77.70 | 152,256.17 | 134,026.27 | 112,715.78 |
| 10E002 | 1210 | 1140 | SALARIES/MES-RESOURCE PARAPRO | 125,000.00 | 125,000.00 | 157,498.28 | 126.00 | 110,011.42 | 116,163.70 | 96,081.37 |
| 10E003 | 1210 | 1140 | SALARIES/MIS-RESOURCE PARAPRO | 51,600.00 | 51,600.00 | 52,903.74 | 102.53 | 50,227.01 | 47,218.89 | 37,809.93 |
| 10E004 | 1210 | 1140 | SALARIES/MJH-RESOURCE PARAPRO | 161,200.00 | 161,200.00 | 73,198.60 | 45.41 | 156,584.21 | 103,378.23 | 79,856.15 |
| 10E002 | 1210 | 2100 | NEC/MES-RESOURCE TEACHERS | 1,000.00 | 1,000.00 | 837.65 | 83.77 | 1,174.73 | 850.57 | 633.26 |
| 10E003 | 1210 | 2100 | NEC/MIS-RESOURCE TEACHERS | 1,200.00 | 1,200.00 | 680.14 | 56.68 | 852.71 | 1,003.71 | 862.63 |
| 10E004 | 1210 | 2100 | NEC/MJH-RESOURCE TEACHERS | 1,000.00 | 1,000.00 | 644.91 | 64.49 | 883.17 | 773.97 | 655.82 |
| 10E002 | 1210 | 2220 | MEDICAL/LIFE INS-MES/RESOURCE | 42,000.00 | 42,000.00 | 74,839.09 | 178.19 | 40,462.05 | 35,184.58 | 24,058.49 |
| 10E003 | 1210 | 2220 | MEDICAL/LIFE INS-MIS/RESOURCE | 37,500.00 | 37,500.00 | 29,916.11 | 79.78 | 35,502.57 | 31,491.09 | 19,080.57 |
| 10E004 | 1210 | 2220 | MEDICAL/LIFE INS-MJH/RESOURCE | 90,000.00 | 90,000.00 | 45,614.56 | 50.68 | 79,762.61 | 52,585.00 | 36,119.13 |
| 10E002 | 1210 | 2240 | ETHIS/MES-RESOURCE TEACHERS | 1,400.00 | 1,400.00 | 967.67 | 69.12 | 1,356.90 | 982.45 | 733.81 |

| Account Level | | | | 2024-25 | 2024-25 | 2024-25 | 2024-25 | 2023-24 | 2022-23 | 2021-22 |
|---------------|------|------|-------------------------------|-----------------|----------------|---------------|---------|-------------|-------------|-------------|
| FDTLOC | FUNC | OBJ | Description | Original Budget | Revised Budget | FYTD Activity | FYTD % | FY Activity | FY Activity | FY Activity |
| 10E003 | 1210 | 2240 | ETHIS/MIS-RESOURCE TEACHERS | 1,400.00 | 1,400.00 | 785.55 | 56.11 | 985.09 | 1,159.45 | 996.57 |
| 10E004 | 1210 | 2240 | ETHIS/MJH-RESOURCE TEACHERS | 1,000.00 | 1,000.00 | 744.89 | 74.49 | 1,020.14 | 894.07 | 755.22 |
| 10E | 1210 | ---- | | 978,400.00 | 978,400.00 | 811,500.67 | 82.94 | 980,619.72 | 846,973.72 | 667,124.89 |
| | | | | ===== | ===== | ===== | ===== | ===== | ===== | ===== |
| 10E002 | 1223 | 1120 | SALARIES/MES-SPEECH TEACHERS | 282,700.00 | 200,000.00 | 176,511.97 | 88.26 | 279,374.64 | 241,863.38 | 228,406.93 |
| 10E003 | 1223 | 1120 | SALARIES/MIS-SPEECH TEACHERS | 69,000.00 | 69,000.00 | 57,489.40 | 83.32 | 78,403.92 | 62,083.90 | 34,851.53 |
| 10E004 | 1223 | 1120 | SALARIES/MJH-SPEECH TEACHERS | 49,800.00 | 42,500.00 | 32,442.80 | 76.34 | 44,118.60 | 40,131.53 | 47,030.16 |
| 10E002 | 1223 | 2100 | NEC/MES-SPEECH TEACHERS | 1,750.00 | 1,750.00 | 1,023.51 | 58.49 | 1,614.27 | 1,402.80 | 1,324.75 |
| 10E003 | 1223 | 2100 | NEC/MIS-SPEECH TEACHERS | 450.00 | 450.00 | 333.40 | 74.09 | 454.79 | 360.09 | 202.15 |
| 10E004 | 1223 | 2100 | NEC/MJH-SPEECH TEACHERS | 400.00 | 247.00 | 188.20 | 76.19 | 255.79 | 232.83 | 272.74 |
| 10E002 | 1223 | 2220 | MED/LIFE INS/MES-SPEECH TEACH | 55,000.00 | 32,000.00 | 28,521.47 | 89.13 | 54,793.18 | 49,247.35 | 43,278.53 |
| 10E003 | 1223 | 2220 | MED/LIFE INS/MIS-SPEECH TEACH | 1,200.00 | 100.00 | -112.11 | -112.11 | -174.43 | 2,607.52 | 6,505.80 |
| 10E004 | 1223 | 2220 | MED/LIFE INS/MJH-SPEECH TEACH | 4,000.00 | 12,000.00 | 7,472.88 | 62.27 | 5,048.68 | 18.42 | 17.22 |
| 10E002 | 1223 | 2240 | ETHIS/MES-SPEECH TEACHERS | 2,000.00 | 2,000.00 | 1,182.60 | 59.13 | 1,871.59 | 1,620.59 | 1,530.17 |
| 10E003 | 1223 | 2240 | ETHIS/MIS-SPEECH TEACHERS | 500.00 | 500.00 | 385.20 | 77.04 | 525.34 | 415.98 | 233.52 |
| 10E004 | 1223 | 2240 | ETHIS/MJH-SPEECH TEACHERS | 550.00 | 550.00 | 217.40 | 39.53 | 295.73 | 268.91 | 314.93 |
| 10E | 1223 | ---- | | 467,350.00 | 361,097.00 | 305,656.72 | 84.65 | 466,582.10 | 400,253.30 | 363,968.43 |
| | | | | ===== | ===== | ===== | ===== | ===== | ===== | ===== |
| 10E002 | 1225 | 1150 | SALARIES/MES IDEA - EC PARA | 0.00 | 0.00 | 0.00 | 0.00 | 0.00 | 9,449.84 | 8,003.47 |
| 10E002 | 1225 | 2220 | MED/LIFE MES IDEA - EC | 0.00 | 0.00 | 0.00 | 0.00 | 0.00 | 1,451.69 | 10.51 |
| 10E002 | 1225 | 3100 | PROFESSIONAL SERVICES - EC | 0.00 | 7,200.00 | 3,360.00 | 46.67 | 0.00 | 0.00 | 0.00 |
| 10E002 | 1225 | 3140 | EC SP ED ONLINE CURRIC/IDEA | 0.00 | 0.00 | 0.00 | 0.00 | 0.00 | 0.00 | 1,241.92 |
| 10E002 | 1225 | 4100 | EC SP ED SUPPLIES/IDEA | 5,000.00 | 11,313.00 | 3,951.89 | 34.93 | 3,692.63 | 1,340.14 | 3,945.54 |
| 10E | 1225 | ---- | | 5,000.00 | 18,513.00 | 7,311.89 | 39.50 | 3,692.63 | 12,241.67 | 13,201.44 |
| | | | | ===== | ===== | ===== | ===== | ===== | ===== | ===== |
| 10E002 | 1226 | 1120 | SALARIES/MES-LOCAL EC TEACHER | 81,100.00 | 78,000.00 | 62,373.60 | 79.97 | 85,246.42 | 73,992.73 | 76,170.71 |
| 10E002 | 1226 | 1150 | SALARIES/MES - LOCAL EC PARA | 85,000.00 | 85,000.00 | 49,060.54 | 57.72 | 55,046.73 | 33,058.67 | 38,939.50 |
| 10E002 | 1226 | 2100 | NEC/MES - LOCAL EC TEACHER | 600.00 | 600.00 | 361.66 | 60.28 | 494.35 | 429.09 | 441.63 |
| 10E002 | 1226 | 2220 | MED/LIFE MES - LOCAL EC | 45,000.00 | 45,000.00 | 39,917.08 | 88.70 | 44,827.12 | 34,945.79 | 25,261.03 |
| 10E002 | 1226 | 2240 | ETHIS/MES - LOCAL EC TEACHER | 750.00 | 750.00 | 417.93 | 55.72 | 571.15 | 495.72 | 510.33 |
| 10E | 1226 | ---- | | 212,450.00 | 209,350.00 | 152,130.81 | 72.67 | 186,185.77 | 142,922.00 | 141,323.20 |
| | | | | ===== | ===== | ===== | ===== | ===== | ===== | ===== |
| 10E018 | 1250 | 4100 | SUPPLIES-RTI | 0.00 | 0.00 | 0.00 | 0.00 | 0.00 | 0.00 | 542.08 |
| 10E | 1250 | ---- | | 0.00 | 0.00 | 0.00 | 0.00 | 0.00 | 0.00 | 542.08 |
| | | | | ===== | ===== | ===== | ===== | ===== | ===== | ===== |

| Account Level | | | | 2024-25 | 2024-25 | 2024-25 | 2024-25 | 2023-24 | 2022-23 | 2021-22 |
|---------------|------|------|--------------------------------|-----------------|----------------|---------------|---------|-------------|-------------|-------------|
| FDTLOC | FUNC | OBJ | Description | Original Budget | Revised Budget | FYTD Activity | FYTD % | FY Activity | FY Activity | FY Activity |
| 10E011 | 1251 | 1020 | SALARIES-TITLE I | 50,325.00 | 38,000.00 | 38,000.00 | 100.00 | 74,459.11 | 64,933.78 | 57,274.57 |
| 10E011 | 1251 | 2100 | NEC-TITLE I | 389.00 | 389.00 | 389.00 | 100.00 | 431.93 | 376.61 | 332.22 |
| 10E011 | 1251 | 2150 | TRS FEDERAL-TITLE I | 7,098.00 | 6,924.00 | 4,523.41 | 65.33 | 7,884.32 | 3,650.78 | 5,870.30 |
| 10E011 | 1251 | 2220 | MEDICAL/LIFE INS-TITLE I | 0.00 | 0.00 | 0.00 | 0.00 | 0.00 | 15,540.96 | 9,102.24 |
| 10E011 | 1251 | 2240 | ETHIS-TITLE I | 449.00 | 449.00 | 449.00 | 100.00 | 498.76 | 435.05 | 383.81 |
| 10E011 | 1251 | 4100 | SUPPLIES - TITLE I | 15,000.00 | 12,339.00 | 4,733.09 | 38.36 | 10,585.29 | 6,774.05 | 13,907.12 |
| 10E011 | 1251 | 4110 | MCKINNEY-VENTO - SUPPLIES | 500.00 | 500.00 | 50.91 | 10.18 | 78.34 | 59.75 | 92.36 |
| 10E 1251 ---- | | | | 73,761.00 | 58,601.00 | 48,145.41 | 82.16 | 93,937.75 | 91,770.98 | 86,962.62 |
| | | | | ===== | ===== | ===== | ===== | ===== | ===== | ===== |
| 10E016 | 1252 | 1020 | SALARIES - ESSER 3 | 0.00 | 0.00 | 0.00 | 0.00 | 104,976.68 | 81,267.53 | 0.00 |
| 10E017 | 1252 | 1020 | SALARIES - TEACHERS - ESSER 2 | 0.00 | 0.00 | 0.00 | 0.00 | 0.00 | 0.00 | 126,624.08 |
| 10E017 | 1252 | 1150 | SALARIES - CLASSIFIED-ESSER 2 | 0.00 | 0.00 | 0.00 | 0.00 | 0.00 | 0.00 | 1,188.75 |
| 10E016 | 1252 | 1320 | TUTORING - ESSER 3 | 0.00 | 0.00 | 0.00 | 0.00 | 360.72 | 1,172.34 | 0.00 |
| 10E016 | 1252 | 1330 | SALARIES-SUMMER ENRICH-ESSER3 | 0.00 | 0.00 | 0.00 | 0.00 | 3,210.00 | 40.00 | 0.00 |
| 10E016 | 1252 | 2100 | NEC - ESSER 3 | 0.00 | 0.00 | 0.00 | 0.00 | 1.39 | 478.31 | 0.00 |
| 10E017 | 1252 | 2100 | NEC - ESSER 2 | 0.00 | 0.00 | 0.00 | 0.00 | 0.00 | 0.00 | 736.63 |
| 10E016 | 1252 | 2150 | TRS FEDERAL - ESSER 3 | 0.00 | 0.00 | 0.00 | 0.00 | 11,452.95 | 4,200.83 | 0.00 |
| 10E017 | 1252 | 2150 | TRS FEDERAL - ESSER 2 | 0.00 | 0.00 | 0.00 | 0.00 | 0.00 | 0.00 | 11,558.09 |
| 10E016 | 1252 | 2220 | MEDICAL/LIFE - ESSER 3 | 0.00 | 0.00 | 0.00 | 0.00 | 0.00 | 21.42 | 0.00 |
| 10E017 | 1252 | 2220 | MEDICAL/LIFE INS - ESSER 2 | 0.00 | 0.00 | 0.00 | 0.00 | 0.00 | 0.00 | 14,475.66 |
| 10E016 | 1252 | 2240 | ETHIS - ESSER 3 | 0.00 | 0.00 | 0.00 | 0.00 | 1.60 | 552.76 | 0.00 |
| 10E017 | 1252 | 2240 | ETHIS - ESSER 2 | 0.00 | 0.00 | 0.00 | 0.00 | 0.00 | 0.00 | 898.12 |
| 10E017 | 1252 | 4100 | SUPPLIES - ESSER 2 | 0.00 | 0.00 | 0.00 | 0.00 | 12,713.56 | 149.58 | 1,191.12 |
| 10E 1252 ---- | | | | 0.00 | 0.00 | 0.00 | 0.00 | 132,716.90 | 87,882.77 | 156,672.45 |
| | | | | ===== | ===== | ===== | ===== | ===== | ===== | ===== |
| 10E025 | 1253 | 1320 | TUTORING - HIGH IMPACT TUTOR | 0.00 | 0.00 | 0.00 | 0.00 | 15,418.36 | 16,399.38 | 0.00 |
| 10E025 | 1253 | 2100 | NEC - HIGH IMPACT TUTORING | 0.00 | 0.00 | 0.00 | 0.00 | 70.69 | 76.23 | 0.00 |
| 10E025 | 1253 | 2150 | TRS FEDERAL -HIGH IMPACT TUTOR | 0.00 | 0.00 | 0.00 | 0.00 | 1,285.44 | 1,119.66 | 0.00 |
| 10E025 | 1253 | 2240 | ETHIS - HIGH IMPACT TUTORING | 0.00 | 0.00 | 0.00 | 0.00 | 81.65 | 88.11 | 0.00 |
| 10E025 | 1253 | 4100 | SUPPLIES - HIGH IMPACT TUTOR | 0.00 | 0.00 | 0.00 | 0.00 | 76.00 | 595.53 | 0.00 |
| 10E 1253 ---- | | | | 0.00 | 0.00 | 0.00 | 0.00 | 16,932.14 | 18,278.91 | 0.00 |
| | | | | ===== | ===== | ===== | ===== | ===== | ===== | ===== |
| 10E004 | 1500 | 3190 | ATHLETIC OFFICIAL | 17,000.00 | 17,000.00 | 12,797.94 | 75.28 | 13,131.93 | 15,012.45 | 11,697.36 |
| 10E004 | 1500 | 3250 | RENTAL - MUSICAL | 0.00 | 0.00 | 0.00 | 0.00 | 6,648.00 | 4,873.00 | 0.00 |
| 10E002 | 1500 | 4100 | SUPPLIES-PHYSICAL EDUCATION/ME | 1,000.00 | 1,000.00 | 0.00 | 0.00 | 658.14 | 625.83 | 0.36 |
| 10E003 | 1500 | 4100 | SUPPLIES-PHYSICAL EDUCATION/MI | 750.00 | 750.00 | 733.50 | 97.80 | 642.37 | 721.88 | 741.37 |
| 10E004 | 1500 | 4100 | SUPPLIES-PHYSICAL EDUCATION/MJ | 5,000.00 | 6,000.00 | 5,952.70 | 99.21 | 4,991.54 | 4,879.45 | 10,474.63 |

| | | | Account Level | 2024-25 | 2024-25 | 2024-25 | 2024-25 | 2023-24 | 2022-23 | 2021-22 |
|--------|------|------|--------------------------------|-----------------|----------------|---------------|---------|-------------|-------------|-------------|
| FDTLOC | FUNC | OBJ | Description | Original Budget | Revised Budget | FYTD Activity | FYTD % | FY Activity | FY Activity | FY Activity |
| 10E003 | 1500 | 4110 | SUPPLIES - ART MIS | 500.00 | 500.00 | 0.00 | 0.00 | 0.00 | 0.00 | 0.00 |
| 10E004 | 1500 | 4110 | SUPPLIES-ATHLETICS/MJH | 10,000.00 | 15,000.00 | 12,188.50 | 81.26 | 10,146.19 | 9,947.66 | 10,344.19 |
| 10E003 | 1500 | 4200 | SUPPLIES - MUSIC MIS | 0.00 | 0.00 | 0.00 | 0.00 | 1,992.46 | 562.75 | 704.99 |
| 10E004 | 1500 | 6400 | MEMBERSHIP FEE-ATHLETIC MUSIC | 4,000.00 | 4,000.00 | 1,520.00 | 38.00 | 4,030.10 | 3,964.99 | 2,794.99 |
| | | | | ----- | ----- | ----- | ----- | ----- | ----- | ----- |
| 10E | 1500 | ---- | | 38,250.00 | 44,250.00 | 33,192.64 | 75.01 | 42,240.73 | 40,588.01 | 36,757.89 |
| | | | | ===== | ===== | ===== | ===== | ===== | ===== | ===== |
| 10E003 | 1501 | 3110 | REPAIR OF INSTRUMENTS - MIS | 5,000.00 | 5,000.00 | 1,293.19 | 25.86 | 0.00 | 0.00 | 0.00 |
| 10E004 | 1501 | 3110 | REPAIR OF INSTRUMENTS - MJH | 15,000.00 | 7,500.00 | 1,939.77 | 25.86 | 0.00 | 0.00 | 0.00 |
| 10E003 | 1501 | 3200 | PURCHASE SERVIES-MUSIC-MIS | 5,000.00 | 5,000.00 | 1,152.00 | 23.04 | 0.00 | 0.00 | 0.00 |
| 10E004 | 1501 | 3200 | PURCHASE SERVIES-MUSIC-MJH | 5,000.00 | 5,000.00 | 3,158.00 | 63.16 | 0.00 | 0.00 | 0.00 |
| 10E004 | 1501 | 3250 | RENTAL - MUSICAL | 8,000.00 | 8,000.00 | 6,429.00 | 80.36 | 0.00 | 0.00 | 0.00 |
| 10E003 | 1501 | 4200 | SUPPLIES - MUSIC - MIS | 7,500.00 | 7,500.00 | 903.73 | 12.05 | 0.00 | 0.00 | 0.00 |
| 10E004 | 1501 | 4200 | SUPPLIES - MUSIC - MJH | 35,000.00 | 20,000.00 | 6,004.83 | 30.02 | 0.00 | 0.00 | 0.00 |
| 10E003 | 1501 | 7000 | NON-CAPT EQUIP - MUSIC MIS | 17,500.00 | 17,500.00 | 6,689.60 | 38.23 | 0.00 | 0.00 | 0.00 |
| 10E004 | 1501 | 7000 | NON-CAPT EQUIP - MUSIC MJH | 25,000.00 | 25,000.00 | 6,395.40 | 25.58 | 0.00 | 0.00 | 0.00 |
| | | | | ----- | ----- | ----- | ----- | ----- | ----- | ----- |
| 10E | 1501 | ---- | | 123,000.00 | 100,500.00 | 33,965.52 | 33.80 | 0.00 | 0.00 | 0.00 |
| | | | | ===== | ===== | ===== | ===== | ===== | ===== | ===== |
| 10E002 | 1800 | 1100 | SALARIES/MES-ELL TEACHER | 66,000.00 | 66,000.00 | 50,653.70 | 76.75 | 68,989.28 | 60,249.55 | 53,411.52 |
| 10E003 | 1800 | 1100 | SALARIES/MIS-ELL TEACHER | 51,100.00 | 51,100.00 | 45,072.40 | 88.20 | 56,404.13 | 46,221.22 | 19,496.18 |
| 10E004 | 1800 | 1100 | SALARIES/MJH-ELL TEACHER | 74,500.00 | 74,500.00 | 56,941.40 | 76.43 | 77,656.57 | 20,912.29 | 21,987.79 |
| 10E002 | 1800 | 2100 | NEC/MES-ELL TEACHERS | 500.00 | 500.00 | 293.79 | 58.76 | 400.16 | 349.53 | 309.76 |
| 10E003 | 1800 | 2100 | NEC/MIS-ELL TEACHER | 300.00 | 300.00 | 261.34 | 87.11 | 327.04 | 268.13 | 113.09 |
| 10E004 | 1800 | 2100 | NEC/MJH-ELL TEACHER | 450.00 | 450.00 | 330.23 | 73.38 | 450.44 | 121.27 | 127.52 |
| 10E002 | 1800 | 2220 | MEDICAL/LIFE-MES - ELL | 100.00 | 100.00 | 18.36 | 18.36 | 27.54 | -29.14 | 21.04 |
| 10E003 | 1800 | 2220 | MEDICAL/LIFE INS/MIS-ELL | 14,000.00 | 14,000.00 | 9,963.90 | 71.17 | 13,797.45 | 10,588.98 | 4,281.87 |
| 10E004 | 1800 | 2220 | MEDICAL/LIFE INS/MJH-ELL | 17,500.00 | 17,500.00 | 12,299.58 | 70.28 | 17,707.53 | 4,539.84 | 4,682.15 |
| 10E002 | 1800 | 2240 | ETHIS/MES-ELL TEACHERS | 450.00 | 450.00 | 339.45 | 75.43 | 462.28 | 403.64 | 357.86 |
| 10E003 | 1800 | 2240 | ETHIS/MIS-ELL TEACHER | 350.00 | 350.00 | 301.99 | 86.28 | 377.89 | 309.69 | 130.67 |
| 10E004 | 1800 | 2240 | ETHIS/MJH-ELL TEACHER | 600.00 | 600.00 | 381.55 | 63.59 | 520.41 | 140.08 | 149.02 |
| 10E046 | 1800 | 3320 | TRAVEL-ELL | 250.00 | 250.00 | 0.00 | 0.00 | 0.00 | 0.00 | 0.00 |
| | | | | ----- | ----- | ----- | ----- | ----- | ----- | ----- |
| 10E | 1800 | ---- | | 226,100.00 | 226,100.00 | 176,857.69 | 78.22 | 237,120.72 | 144,075.08 | 105,068.47 |
| | | | | ===== | ===== | ===== | ===== | ===== | ===== | ===== |
| 10E048 | 1850 | 3200 | PROFESSIONAL DEV-ELL TPI GRANT | 3,000.00 | 3,000.00 | 0.00 | 0.00 | 663.06 | 1,975.00 | 6,594.12 |
| 10E048 | 1850 | 4100 | SUPPLIES-ELL TPI GRANT | 6,173.00 | 6,173.00 | 215.78 | 3.50 | 1,047.07 | 2,728.45 | 3,585.25 |
| | | | | ----- | ----- | ----- | ----- | ----- | ----- | ----- |
| 10E | 1850 | ---- | | 9,173.00 | 9,173.00 | 215.78 | 2.35 | 1,710.13 | 4,703.45 | 10,179.37 |
| | | | | ===== | ===== | ===== | ===== | ===== | ===== | ===== |

| | | | Account Level | 2024-25 | 2024-25 | 2024-25 | 2024-25 | 2023-24 | 2022-23 | 2021-22 |
|--------|------|------|--------------------------------|-----------------|----------------|---------------|---------|-------------|-------------|-------------|
| FDTLOC | FUNC | OBJ | Description | Original Budget | Revised Budget | FYTD Activity | FYTD % | FY Activity | FY Activity | FY Activity |
| 10E002 | 2113 | 1000 | SALARIES/MES-SOCIAL WORKER | 205,000.00 | 185,000.00 | 156,805.15 | 84.76 | 156,642.10 | 139,031.85 | 123,111.84 |
| 10E003 | 2113 | 1000 | SALARIES/MIS-SOCIAL WORKER | 69,000.00 | 0.00 | 0.00 | 0.00 | 58,215.03 | 41,860.97 | 0.00 |
| 10E004 | 2113 | 1000 | SALARIES/MJH-SOCIAL WORKER | 122,000.00 | 110,000.00 | 93,698.00 | 85.18 | 127,723.40 | 111,107.13 | 95,539.93 |
| 10E002 | 2113 | 2100 | NEC/MES-SOCIAL WORKER | 810.00 | 1,000.00 | 909.27 | 90.93 | 908.62 | 806.28 | 714.06 |
| 10E003 | 2113 | 2100 | NEC/MIS-SOCIAL WORKER | 300.00 | 0.00 | 0.00 | 0.00 | 337.68 | 242.84 | 0.00 |
| 10E004 | 2113 | 2100 | NEC/MJH-SOCIAL WORKER | 700.00 | 700.00 | 543.39 | 77.63 | 740.96 | 644.49 | 554.10 |
| 10E002 | 2113 | 2220 | MED/LIFE INS/MES-SOCIAL WORKER | 40,000.00 | 35,000.00 | 29,366.43 | 83.90 | 34,349.52 | 28,271.68 | 12,508.31 |
| 10E003 | 2113 | 2220 | MED/LIFE INS/MIS-SOCIAL WORKER | 10,000.00 | 1,000.00 | 554.55 | 55.46 | 14,016.85 | 8,615.39 | 17.89 |
| 10E004 | 2113 | 2220 | MED/LIFE INS/MJH-SOCIAL WORKER | 27,000.00 | 24,000.00 | 19,927.78 | 83.03 | 27,594.88 | 20,267.02 | 16,512.17 |
| 10E002 | 2113 | 2240 | ETHIS/MES-SOCIAL WORKER | 1,250.00 | 1,250.00 | 1,050.46 | 84.04 | 1,049.54 | 931.40 | 825.38 |
| 10E003 | 2113 | 2240 | ETHIS/MIS-SOCIAL WORKER | 500.00 | 0.00 | 0.00 | 0.00 | 390.13 | 280.48 | 0.00 |
| 10E004 | 2113 | 2240 | ETHIS/MJH-SOCIAL WORKER | 724.00 | 724.00 | 627.77 | 86.71 | 855.77 | 744.38 | 640.08 |
| | | | | | | | | | | |
| 10E | 2113 | ---- | | 477,284.00 | 358,674.00 | 303,482.80 | 84.61 | 422,824.48 | 352,803.91 | 250,423.76 |
| | | | | ===== | ===== | ===== | ===== | ===== | ===== | ===== |
| 10E002 | 2114 | 1000 | SALARIES/ SOC WORKER-PFA GRANT | 0.00 | 32,073.00 | 0.00 | 0.00 | 0.00 | 0.00 | 0.00 |
| | | | | | | | | | | |
| 10E | 2114 | ---- | | 0.00 | 32,073.00 | 0.00 | 0.00 | 0.00 | 0.00 | 0.00 |
| | | | | ===== | ===== | ===== | ===== | ===== | ===== | ===== |
| 10E008 | 2120 | 3120 | PURCHASED SERV - IDEA | 0.00 | 0.00 | 0.00 | 0.00 | 0.00 | 0.40 | 8,030.00 |
| | | | | | | | | | | |
| 10E | 2120 | ---- | | 0.00 | 0.00 | 0.00 | 0.00 | 0.00 | 0.40 | 8,030.00 |
| | | | | ===== | ===== | ===== | ===== | ===== | ===== | ===== |
| 10E002 | 2130 | 1110 | SALARIES/MES-HEALTH SERV COORD | 69,555.00 | 69,555.00 | 61,491.71 | 88.41 | 66,818.81 | 63,991.68 | 51,320.00 |
| 10E003 | 2130 | 1110 | SALARIES/MIS-HEALTH SERV COORD | 46,000.00 | 46,000.00 | 39,984.73 | 86.92 | 43,581.92 | 42,271.90 | 35,268.43 |
| 10E004 | 2130 | 1110 | SALARIES/MJH-HEALTH SERV COORD | 45,000.00 | 45,000.00 | 29,470.50 | 65.49 | 7,228.65 | 0.00 | 0.00 |
| 10E017 | 2130 | 1110 | SALARIES-HEALTH SERV - ESSER 2 | 0.00 | 0.00 | 0.00 | 0.00 | 0.00 | 0.00 | 2,047.30 |
| 10E017 | 2130 | 2100 | NEC - ESSER 2 | 0.00 | 0.00 | 0.00 | 0.00 | 0.00 | 0.00 | 6.50 |
| 10E017 | 2130 | 2150 | TRS FEDERAL - ESSER 2 | 0.00 | 0.00 | 0.00 | 0.00 | 0.00 | 0.00 | 115.47 |
| 10E002 | 2130 | 2220 | MED/LIFE INS/MES-HEALTH SERV | 1,000.00 | 14,000.00 | 11,641.87 | 83.16 | 544.02 | 544.02 | 43.41 |
| 10E003 | 2130 | 2220 | MED/LIFE INS/MIS-HEALTH SERV | 100.00 | 100.00 | 21.42 | 21.42 | 24.48 | 24.48 | 21.80 |
| 10E004 | 2130 | 2220 | MED/LIFE INS/MJH-HEALTH SERV | 20.00 | 20.00 | 17.34 | 86.70 | 5.10 | 0.00 | 0.00 |
| 10E017 | 2130 | 2240 | ETHIS - ESSER 2 | 0.00 | 0.00 | 0.00 | 0.00 | 0.00 | 0.00 | 7.50 |
| 10E002 | 2130 | 4100 | SUPPLIES-HEALTH SERVICES/MES | 3,000.00 | 3,000.00 | 2,437.49 | 81.25 | 2,997.12 | 3,067.51 | 3,012.27 |
| 10E003 | 2130 | 4100 | SUPPLIES-HEALTH SERVCIES/MIS | 1,500.00 | 1,500.00 | 1,323.55 | 88.24 | 1,478.98 | 1,331.16 | 1,434.23 |
| 10E004 | 2130 | 4100 | SUPPLIES-HEALTH SERVICES/MJH | 2,500.00 | 2,500.00 | 2,480.80 | 99.23 | 1,996.28 | 1,492.69 | 999.28 |
| | | | | | | | | | | |
| 10E | 2130 | ---- | | 168,675.00 | 181,675.00 | 148,869.41 | 81.94 | 124,675.36 | 112,723.44 | 94,276.19 |
| | | | | ===== | ===== | ===== | ===== | ===== | ===== | ===== |
| 10E004 | 2131 | 1110 | SALARIES/MJH - NURSE-PEL | 0.00 | 4,500.00 | 4,337.07 | 96.38 | 33,397.93 | 40,327.13 | 38,372.35 |

| | | | Account Level | 2024-25 | 2024-25 | 2024-25 | 2024-25 | 2023-24 | 2022-23 | 2021-22 |
|--------|------|------|-------------------------------|-----------------|----------------|---------------|---------|-------------|-------------|-------------|
| FDTLOC | FUNC | OBJ | Description | Original Budget | Revised Budget | FYTD Activity | FYTD % | FY Activity | FY Activity | FY Activity |
| 10E004 | 2131 | 2100 | NEC/MJH - NURSE-PEL | 0.00 | 0.00 | 0.00 | 0.00 | 101.46 | 233.97 | 213.35 |
| 10E004 | 2131 | 2220 | MED/LIFE INS/MJH - NURSE-PEL | 0.00 | 4.50 | 4.08 | 90.67 | 5,067.20 | 11,294.88 | 9,075.95 |
| 10E004 | 2131 | 2240 | ETHIS/MJH - NURSE-PEL | 0.00 | 0.00 | 0.00 | 0.00 | 117.23 | 270.27 | 257.06 |
| 10E008 | 2131 | 3100 | CERTIFIED SCHOOL NURSE - IDEA | 15,000.00 | 0.00 | 0.00 | 0.00 | 9,288.40 | 0.00 | 0.00 |
| | | | | | | | | | | |
| 10E | 2131 | ---- | | 15,000.00 | 4,504.50 | 4,341.15 | 96.37 | 47,972.22 | 52,126.25 | 47,918.71 |
| | | | | ===== | ===== | ===== | ===== | ===== | ===== | ===== |
| 10E051 | 2132 | 3140 | PURCHASE SERVICE - IDEA-EC | 14,311.00 | 0.00 | 0.00 | 0.00 | 14,311.00 | 0.00 | 0.00 |
| | | | | | | | | | | |
| 10E | 2132 | ---- | | 14,311.00 | 0.00 | 0.00 | 0.00 | 14,311.00 | 0.00 | 0.00 |
| | | | | ===== | ===== | ===== | ===== | ===== | ===== | ===== |
| 10E010 | 2140 | 3100 | STUDENT PSYCH EVALUATION | 30,000.00 | 100.00 | 0.00 | 0.00 | 26,298.43 | 20,555.00 | 11,870.00 |
| 10E008 | 2140 | 3140 | BD CERT BEHAVIOR ANALYST-IDEA | 100.00 | 0.00 | 0.00 | 0.00 | 64,270.00 | 58,200.00 | 0.00 |
| | | | | | | | | | | |
| 10E | 2140 | ---- | | 30,100.00 | 100.00 | 0.00 | 0.00 | 90,568.43 | 78,755.00 | 11,870.00 |
| | | | | ===== | ===== | ===== | ===== | ===== | ===== | ===== |
| 10E010 | 2141 | 1120 | SALARIES - BCBA | 71,200.00 | 71,200.00 | 53,982.40 | 75.82 | 0.00 | 0.00 | 0.00 |
| 10E008 | 2141 | 1130 | SALARIES BCBA - IDEA | 0.00 | 71,000.00 | 0.00 | 0.00 | 0.00 | 0.00 | 0.00 |
| 10E010 | 2141 | 2220 | MEDICAL/LIFE - BCBA | 14,000.00 | 14,000.00 | 11,674.38 | 83.39 | 0.00 | 0.00 | 0.00 |
| | | | | | | | | | | |
| 10E | 2141 | ---- | | 85,200.00 | 156,200.00 | 65,656.78 | 42.03 | 0.00 | 0.00 | 0.00 |
| | | | | ===== | ===== | ===== | ===== | ===== | ===== | ===== |
| 10E002 | 2143 | 1120 | SALARIES/MES-PSYCHOLOGIST | 68,370.00 | 68,370.00 | 56,342.65 | 82.41 | 71,443.32 | 61,947.09 | 52,661.46 |
| 10E003 | 2143 | 1120 | SALARIES/MIS-PSYCHOLOGIST | 0.00 | 0.00 | 0.00 | 0.00 | 9,909.09 | 82,193.41 | 68,041.01 |
| 10E004 | 2143 | 1120 | SALARIES/MJH-PSYCHOLOGIST | 65,750.00 | 65,750.00 | 51,111.60 | 77.74 | 69,922.30 | 60,637.09 | 52,141.46 |
| 10E010 | 2143 | 1120 | SALARIES-SCHOOL PSYCHOLOGIST | 0.00 | 0.00 | 0.00 | 0.00 | 0.00 | 650.00 | 0.00 |
| 10E002 | 2143 | 2100 | NEC/MES-PSYCHOLOGIST | 400.00 | 400.00 | 326.76 | 81.69 | 414.32 | 359.36 | 305.46 |
| 10E003 | 2143 | 2100 | NEC/MIS-PSYCHOLOGIST | 0.00 | 0.00 | 0.00 | 0.00 | 57.47 | 476.65 | 394.61 |
| 10E004 | 2143 | 2100 | NEC/MJH-PSYCHOLOGIST | 400.00 | 400.00 | 296.40 | 74.10 | 405.49 | 351.79 | 302.44 |
| 10E010 | 2143 | 2100 | NEC-SCHOOL PSYCHOLOGIST | 0.00 | 0.00 | 0.00 | 0.00 | 0.00 | 3.77 | 0.00 |
| 10E002 | 2143 | 2220 | MED/LIFE INS/MES-PSYCHOLOGIST | 15,000.00 | 12,500.00 | 9,963.90 | 79.71 | 13,797.45 | 11,294.88 | 9,074.81 |
| 10E003 | 2143 | 2220 | MED/LIFE INS/MIS-PSYCHOLOGIST | 0.00 | 0.00 | 0.00 | 0.00 | 2,783.03 | 15,315.42 | 12,487.45 |
| 10E004 | 2143 | 2220 | MED/LIFE INS/MJH-PSYCHOLOGIST | 15,000.00 | 12,500.00 | 9,963.90 | 79.71 | 13,797.45 | 11,277.63 | 9,075.39 |
| 10E002 | 2143 | 2240 | ETHIS/MES-PSYCHOLOGIST | 500.00 | 500.00 | 377.46 | 75.49 | 478.61 | 414.99 | 354.58 |
| 10E003 | 2143 | 2240 | ETHIS/MIS-PSYCHOLOGIST | 0.00 | 0.00 | 0.00 | 0.00 | 66.37 | 550.61 | 455.92 |
| 10E004 | 2143 | 2240 | ETHIS/MJH-PSYCHOLOGIST | 450.00 | 450.00 | 342.40 | 76.09 | 468.40 | 406.21 | 349.37 |
| 10E010 | 2143 | 2240 | ETHIS-SCHOOL PSYCHOLOGIST | 0.00 | 0.00 | 0.00 | 0.00 | 0.00 | 4.36 | 0.00 |
| 10E008 | 2143 | 3140 | PSYCHOLOGICAL SERVICES - IDEA | 19,922.00 | 0.00 | 0.00 | 0.00 | 6,775.00 | 0.00 | 0.00 |
| | | | | | | | | | | |
| 10E | 2143 | ---- | | 185,792.00 | 160,870.00 | 128,725.07 | 80.02 | 190,318.30 | 245,883.26 | 205,643.96 |

| | | | Account Level | 2024-25 | 2024-25 | 2024-25 | 2024-25 | 2023-24 | 2022-23 | 2021-22 |
|--------|------|------|--------------------------------|-----------------|----------------|---------------|---------|-------------|-------------|-------------|
| FDTLOC | FUNC | OBJ | Description | Original Budget | Revised Budget | FYTD Activity | FYTD % | FY Activity | FY Activity | FY Activity |
| | | | | ===== | ===== | ===== | ===== | ===== | ===== | ===== |
| 10E008 | 2150 | 1130 | SALARIES SPEECH - IDEA | 0.00 | 34,500.00 | 0.00 | 0.00 | 0.00 | 0.00 | 0.00 |
| 10E008 | 2150 | 3100 | ASSISTIVE TECH CONSULT - IDEA | 0.00 | 4,000.00 | 0.00 | 0.00 | 0.00 | 0.00 | 0.00 |
| 10E051 | 2150 | 3100 | ASSISTIVE TECH CONSULT-IDEA-EC | 0.00 | 3,000.00 | 0.00 | 0.00 | 0.00 | 0.00 | 0.00 |
| 10E008 | 2150 | 3140 | PURCHASED SERV - IDEA SOFTWARE | 1,200.00 | 2,210.00 | 2,547.43 | 115.27 | 0.00 | 1,200.00 | 0.00 |
| 10E009 | 2150 | 3140 | SPEECH - ARP IDEA EC | 100.00 | 0.00 | 0.00 | 0.00 | 0.00 | 8,405.00 | 0.00 |
| | | | | ----- | ----- | ----- | ----- | ----- | ----- | ----- |
| 10E | 2150 | ---- | | 1,300.00 | 43,710.00 | 2,547.43 | 5.83 | 0.00 | 9,605.00 | 0.00 |
| | | | | ===== | ===== | ===== | ===== | ===== | ===== | ===== |
| 10E002 | 2190 | 1150 | SALARIES/MES-INTERVENTIONIST | 72,557.00 | 208,424.00 | 151,653.70 | 72.76 | 68,504.33 | 17,407.57 | 133,578.77 |
| 10E003 | 2190 | 1150 | SALARIES/MIS-INTERVENTIONIST | 116,100.00 | 116,100.00 | 91,440.58 | 78.76 | 123,391.68 | 105,367.19 | 86,894.28 |
| 10E004 | 2190 | 1150 | SALARIES/MJH-INTERVENTIONIST | 100,700.00 | 100,700.00 | 87,647.00 | 87.04 | 119,532.88 | 85,125.04 | 27,381.29 |
| 10E002 | 2190 | 2100 | NEC/MES-INTERVENTIONIST | 398.00 | 1,210.00 | 711.09 | 58.77 | 1,025.53 | 100.98 | 774.80 |
| 10E003 | 2190 | 2100 | NEC/MIS-INTERVENTIONIST | 650.00 | 650.00 | 530.35 | 81.59 | 715.70 | 611.08 | 394.22 |
| 10E004 | 2190 | 2100 | NEC/MJH-INTERVENTIONIST | 750.00 | 750.00 | 508.36 | 67.78 | 693.41 | 493.69 | 158.80 |
| 10E002 | 2190 | 2220 | MED/LIFE INS/MES-INTERVENTION | 15,658.00 | 34,624.00 | 25,421.94 | 73.42 | 33,997.47 | 1,920.03 | 12,788.45 |
| 10E003 | 2190 | 2220 | MED/LIFE INS/MIS INTERVENTION | 14,000.00 | 14,000.00 | 10,218.39 | 72.99 | 11,812.35 | 9,284.22 | 11,082.85 |
| 10E004 | 2190 | 2220 | MED/LIFE INS/MJH-INTERVENTION | 30,000.00 | 30,000.00 | 23,067.90 | 76.89 | 32,017.05 | 22,054.54 | 11,045.23 |
| 10E002 | 2190 | 2240 | ETHIS/MES-INTERVENTIONIST | 459.00 | 1,400.00 | 821.67 | 58.69 | 1,184.75 | 116.64 | 895.03 |
| 10E003 | 2190 | 2240 | ETHIS/MIS INTERVENTION | 750.00 | 750.00 | 612.61 | 81.68 | 826.60 | 706.00 | 455.63 |
| 10E004 | 2190 | 2240 | ETHIS/MJH-INTERVENTIONIST | 750.00 | 750.00 | 587.22 | 78.30 | 800.98 | 570.45 | 185.29 |
| | | | | ----- | ----- | ----- | ----- | ----- | ----- | ----- |
| 10E | 2190 | ---- | | 352,772.00 | 509,358.00 | 393,220.81 | 77.20 | 394,502.73 | 243,757.43 | 285,634.64 |
| | | | | ===== | ===== | ===== | ===== | ===== | ===== | ===== |
| 10E013 | 2210 | 1000 | STIPENDS -TITLE II | 0.00 | 2,500.00 | 1,550.00 | 62.00 | 0.00 | 0.00 | 11,588.05 |
| 10E018 | 2210 | 1100 | STIPENDS-CURR IMP INS WORKSHOP | 10,000.00 | 10,000.00 | 10,165.80 | 101.66 | 11,928.20 | 18,765.00 | 18,807.00 |
| 10E013 | 2210 | 2100 | NEC-TITLE II | 0.00 | 0.00 | 8.98 | 0.00 | 0.00 | 0.00 | 67.35 |
| 10E016 | 2210 | 2100 | | 0.00 | 0.00 | 0.00 | 0.00 | 2.47 | 0.00 | 0.00 |
| 10E018 | 2210 | 2100 | NEC-CURRICULUM DEVELOPMENT | 325.00 | 125.00 | 58.95 | 47.16 | 69.24 | 108.96 | 109.04 |
| 10E013 | 2210 | 2150 | TRS FEDERAL-TITLE II | 0.00 | 0.00 | 0.00 | 0.00 | 0.00 | 0.00 | 740.50 |
| 10E018 | 2210 | 2150 | TRS FEDERAL | 0.00 | 0.00 | 0.00 | 0.00 | 0.00 | 48.48 | 3.44 |
| 10E013 | 2210 | 2240 | ETHIS-TITLE II | 0.00 | 0.00 | 10.39 | 0.00 | 0.00 | 0.00 | 77.55 |
| 10E016 | 2210 | 2240 | | 0.00 | 0.00 | 0.00 | 0.00 | 2.85 | 0.00 | 0.00 |
| 10E018 | 2210 | 2240 | ETHIS-CURRICULUM DEVELOPMENT | 350.00 | 125.00 | 68.05 | 54.44 | 79.87 | 124.27 | 138.71 |
| 10E002 | 2210 | 3120 | PROFESSIONAL DEVELOPMENT - MES | 1,000.00 | 1,000.00 | 0.00 | 0.00 | 688.00 | 25,409.00 | 0.00 |
| 10E003 | 2210 | 3120 | PROFESSIONAL DEVELOPMENT - MIS | 1,000.00 | 1,000.00 | 190.00 | 19.00 | 449.00 | 28,050.00 | 0.00 |
| 10E008 | 2210 | 3120 | PROFESSIONAL DEVELOPMENT-IDEA | 3,000.00 | 9,000.00 | 9,584.66 | 106.50 | 3,251.98 | 25,843.56 | 4,911.70 |
| 10E010 | 2210 | 3120 | PROFESSIONAL DEVELOPMENT SPED | 2,500.00 | 2,500.00 | 806.50 | 32.26 | 0.00 | 0.00 | 0.00 |
| 10E016 | 2210 | 3120 | PROFESSIONAL DEVELOP - ESSER 3 | 0.00 | 0.00 | 0.00 | 0.00 | 15,954.00 | 18,179.00 | 81,804.00 |
| 10E048 | 2210 | 3120 | PURCH SERVICES-ELL TPI GRANT | 2,500.00 | 1,920.00 | 0.00 | 0.00 | 9,204.99 | 0.00 | 0.00 |

| | | | Account Level | 2024-25 | 2024-25 | 2024-25 | 2024-25 | 2023-24 | 2022-23 | 2021-22 |
|--------|------|------|--------------------------------|-----------------|----------------|---------------|---------|-------------|-------------|-------------|
| FDTLOC | FUNC | OBJ | Description | Original Budget | Revised Budget | FYTD Activity | FYTD % | FY Activity | FY Activity | FY Activity |
| 10E050 | 2210 | 3120 | PROFESS DEV - ELEV EDUC SPED | 50,000.00 | 54,418.00 | 50,000.00 | 91.88 | 51,004.55 | 0.00 | 0.00 |
| 10E051 | 2210 | 3120 | PROFESS DEVELOPMENT - IDEA-EC | 0.00 | 1,000.00 | 0.00 | 0.00 | 0.00 | 0.00 | 0.00 |
| 10E002 | 2210 | 3140 | PURCHASE SERVICES - IDEA-EC | 10,000.00 | 0.00 | 0.00 | 0.00 | 20,000.00 | 6,450.00 | 8,175.00 |
| 10E008 | 2210 | 3140 | PURCHASED SERVICES - IDEA | 27,000.00 | 0.00 | 0.00 | 0.00 | 22,050.00 | 0.00 | 35,865.18 |
| 10E013 | 2210 | 3140 | PURCH SERV/PROF DEV-TITLE II | 10,000.00 | 29,946.00 | 17,360.49 | 57.97 | 8,205.96 | 28,031.73 | 15,470.79 |
| 10E026 | 2210 | 3140 | PURCH SERV - EARLY INTERVENING | 15,000.00 | 0.00 | 0.00 | 0.00 | 15,000.00 | 0.00 | 0.00 |
| 10E037 | 2210 | 3140 | TUITION ESL - ELEV EDUC-BILING | 8,247.00 | 8,247.00 | 0.00 | 0.00 | 7,220.00 | 0.00 | 0.00 |
| 10E008 | 2210 | 4100 | SUPPLIES - IDEA PD | 500.00 | 0.00 | 0.00 | 0.00 | 170.73 | 1,906.16 | 663.57 |
| 10E011 | 2210 | 4100 | SUPPLIES-TITLE I | 0.00 | 0.00 | 0.00 | 0.00 | 0.00 | 0.00 | 48.12 |
| 10E013 | 2210 | 4100 | SUPPLIES-TITLE II | 6,878.00 | 9,051.00 | 2,074.14 | 22.92 | 4,392.39 | 5,692.59 | 7,954.98 |
| 10E018 | 2210 | 4100 | SUPPLIES - CURRICULUM | 1,500.00 | 0.00 | 0.00 | 0.00 | 40.94 | 1,182.37 | 657.00 |
| 10E008 | 2210 | 6400 | PROFESS DUES/FEES - IDEA | 0.00 | 4,000.00 | 1,251.00 | 31.28 | 0.00 | 0.00 | 0.00 |
| | | | | | | | | | | |
| 10E | 2210 | ---- | | 149,800.00 | 134,832.00 | 93,128.96 | 69.07 | 169,715.17 | 159,791.12 | 187,081.98 |
| | | | | ===== | ===== | ===== | ===== | ===== | ===== | ===== |
| 10E018 | 2211 | 1100 | SALARIES-ASST SUPT OF INSTRUCT | 156,502.00 | 156,502.00 | 129,598.10 | 82.81 | 139,526.40 | 134,160.00 | 129,000.04 |
| 10E018 | 2211 | 1150 | SALARIES- ADMIN. ASST. | 49,750.00 | 49,750.00 | 44,078.09 | 88.60 | 47,853.69 | 47,606.62 | 48,742.35 |
| 10E018 | 2211 | 2010 | THIS-CURRICULUM ADMINISTRATORS | 1,600.00 | 1,600.00 | 1,281.56 | 80.10 | 1,379.82 | 1,479.87 | 1,369.86 |
| 10E018 | 2211 | 2100 | NEC BD PD-CURRICULUM ADMINISTR | 1,000.00 | 1,000.00 | 826.16 | 82.62 | 889.46 | 953.81 | 822.12 |
| 10E018 | 2211 | 2110 | TRS/RETIREMENT-CURRICULUM ADMI | 15,500.00 | 15,500.00 | 12,817.44 | 82.69 | 13,799.24 | 14,799.57 | 12,773.97 |
| 10E018 | 2211 | 2220 | MEDICAL/LIFE INS-ASST SUP OFFC | 52,000.00 | 52,000.00 | 46,526.76 | 89.47 | 47,285.52 | 45,459.52 | 40,099.35 |
| 10E018 | 2211 | 2240 | ETHIS-CURRICULUM ADMINISTRATOR | 1,500.00 | 1,500.00 | 1,310.31 | 87.35 | 1,410.50 | 1,470.39 | 1,291.76 |
| 10E018 | 2211 | 3120 | PROF DEVELOPMENT-CURRICULUM | 4,000.00 | 3,000.00 | 1,324.26 | 44.14 | 2,183.74 | 473.65 | 3,925.10 |
| 10E018 | 2211 | 3320 | TRAVEL-CURRICULUM ADMINISTATOR | 2,000.00 | 3,000.00 | 2,578.31 | 85.94 | 734.80 | 1,320.53 | 682.58 |
| 10E018 | 2211 | 4100 | SUPPLIES-CURRICULUM DEVELOPMEN | 12,000.00 | 13,500.00 | 12,140.09 | 89.93 | 9,626.97 | 10,161.43 | 4,512.77 |
| | | | | | | | | | | |
| 10E | 2211 | ---- | | 295,852.00 | 297,352.00 | 252,481.08 | 84.91 | 264,690.14 | 257,885.39 | 243,219.90 |
| | | | | ===== | ===== | ===== | ===== | ===== | ===== | ===== |
| 10E002 | 2212 | 1020 | SALARIES/MES-INSTRUCTION COACH | 61,028.00 | 61,028.00 | 55,415.00 | 90.80 | 71,465.85 | 54,578.69 | 54,833.84 |
| 10E003 | 2212 | 1020 | SALARIES/MIS-INSTRUCTION COACH | 58,600.00 | 58,600.00 | 55,414.60 | 94.56 | 71,208.56 | 53,144.67 | 53,703.16 |
| 10E004 | 2212 | 1020 | SALARIES/MJH-INSTRUCTION COACH | 61,500.00 | 61,500.00 | 3,211.54 | 5.22 | 65,528.03 | 53,320.66 | 54,199.96 |
| 10E002 | 2212 | 2100 | NEC/MES-INSTRUCTIONAL COACH | 363.00 | 363.00 | 321.54 | 88.58 | 414.69 | 316.56 | 317.87 |
| 10E003 | 2212 | 2100 | NEC/MIS-INSTRUCTIONAL COACH | 500.00 | 500.00 | 321.22 | 64.24 | 412.78 | 308.15 | 311.43 |
| 10E004 | 2212 | 2100 | NEC/MJH-INSTRUCTIONAL COACH | 352.00 | 352.00 | 18.63 | 5.29 | 380.09 | 309.34 | 314.60 |
| 10E002 | 2212 | 2220 | MED/LIFE-MES INSTRUCTION COACH | 12,000.00 | 12,000.00 | 9,964.08 | 83.03 | 12,988.46 | 9,563.02 | 9,039.87 |
| 10E003 | 2212 | 2220 | MED/LIFE-MIS/INSTRUCTION COACH | 14,000.00 | 14,000.00 | 9,963.72 | 71.17 | 12,937.82 | 9,313.38 | 8,858.43 |
| 10E004 | 2212 | 2220 | MED/LIFE-MJH/INSTRUCTION COACH | 14,500.00 | 0.00 | 0.00 | 0.00 | 12,937.57 | 9,345.16 | 8,944.17 |
| 10E002 | 2212 | 2240 | ETHIS/MES-INSTRUCTIONAL COACH | 423.00 | 423.00 | 371.40 | 87.80 | 478.96 | 365.66 | 367.50 |
| 10E003 | 2212 | 2240 | ETHIS/MIS- INSTRUCTIONAL COACH | 407.00 | 407.00 | 371.20 | 91.20 | 477.03 | 356.02 | 359.85 |
| 10E004 | 2212 | 2240 | ETHIS/MJH-INSTRUCTIONAL COACH | 407.00 | 407.00 | 21.52 | 5.29 | 439.12 | 357.32 | 362.96 |

| | | | Account Level | 2024-25 | 2024-25 | 2024-25 | 2024-25 | 2023-24 | 2022-23 | 2021-22 |
|--------|------|------|---------------------------------|-----------------|----------------|---------------|---------|-------------|-------------|-------------|
| FDTLOC | FUNC | OBJ | Description | Original Budget | Revised Budget | FYTD Activity | FYTD % | FY Activity | FY Activity | FY Activity |
| 10E | 2212 | ---- | | 224,080.00 | 209,580.00 | 135,394.45 | 64.60 | 249,668.96 | 191,278.63 | 191,613.64 |
| ===== | | | | ===== | | | | | | |
| 10E002 | 2213 | 3120 | PROFESSIONAL DEV - PFA | 2,500.00 | 2,500.00 | 0.00 | 0.00 | 13,100.00 | 0.00 | 0.00 |
| 10E | 2213 | ---- | | 2,500.00 | 2,500.00 | 0.00 | 0.00 | 13,100.00 | 0.00 | 0.00 |
| ===== | | | | ===== | | | | | | |
| 10E011 | 2220 | 3140 | LICENSES - TITLE I | 1,348.00 | 1,348.00 | 1,331.62 | 98.78 | 1,346.00 | 350.00 | 0.00 |
| 10E004 | 2220 | 4100 | SUPPLIES-LEARNING CENTERE/MJH | 250.00 | 250.00 | 236.51 | 94.60 | 242.28 | 267.60 | 241.82 |
| 10E002 | 2220 | 4300 | BOOKS-LEARNING CENTER/MES | 6,000.00 | 6,000.00 | 304.59 | 5.08 | 6,170.97 | 5,819.12 | 5,237.41 |
| 10E003 | 2220 | 4300 | BOOKS-LEARNING CENTER/MIS | 1,250.00 | 1,250.00 | 233.46 | 18.68 | 536.15 | 549.57 | 542.95 |
| 10E004 | 2220 | 4300 | BOOKS-LEARNING CENTER/MJH | 1,500.00 | 1,500.00 | 1,433.66 | 95.58 | 1,500.00 | 1,483.00 | 1,438.25 |
| 10E005 | 2220 | 4310 | SUPPLIES-LIBRARY GRANT SOFTWARE | 1,500.00 | 1,500.00 | 1,329.27 | 88.62 | 0.00 | 1,278.10 | 1,327.50 |
| 10E017 | 2220 | 4700 | SOFTWARE - ESSER 2 | 0.00 | 0.00 | 0.00 | 0.00 | 0.00 | 0.00 | 4,696.00 |
| 10E | 2220 | ---- | | 11,848.00 | 11,848.00 | 4,869.11 | 41.10 | 9,795.40 | 9,747.39 | 13,483.93 |
| ===== | | | | ===== | | | | | | |
| 10E002 | 2223 | 4100 | SUPPLIES-LEARNING CENTER/MES | 2,000.00 | 2,000.00 | 0.00 | 0.00 | 1,663.62 | 1,463.00 | 1,538.88 |
| 10E003 | 2223 | 4100 | SUPPLIES-LEARNING CENTER/MIS | 625.00 | 625.00 | 99.17 | 15.87 | 553.31 | 567.98 | 242.12 |
| 10E | 2223 | ---- | | 2,625.00 | 2,625.00 | 99.17 | 3.78 | 2,216.93 | 2,030.98 | 1,781.00 |
| ===== | | | | ===== | | | | | | |
| 10E010 | 2230 | 4100 | TESTING AND ASSESSMENT/STUDENT | 10,000.00 | 10,000.00 | 7,050.82 | 70.51 | 10,622.98 | 8,571.56 | 7,858.04 |
| 10E018 | 2230 | 4100 | TESTING MATERIALS-DISTRICT | 0.00 | 0.00 | 0.00 | 0.00 | 0.00 | 0.00 | 138.60 |
| 10E002 | 2230 | 4700 | ASSESSMENT SOFTWARE - MES | 5,000.00 | 2,000.00 | 0.00 | 0.00 | 4,926.38 | 0.00 | 4,926.38 |
| 10E003 | 2230 | 4700 | ASSESSMENT SOFTWARE - MIS | 2,500.00 | 2,500.00 | 0.00 | 0.00 | 2,189.50 | 1,155.00 | 2,189.50 |
| 10E004 | 2230 | 4700 | ASSESSMENT SOFTWARE - MJH | 4,000.00 | 4,000.00 | 2,500.00 | 62.50 | 3,831.62 | 0.00 | 3,831.62 |
| 10E018 | 2230 | 4700 | ASSESSMENT SOFTWARE | 0.00 | 0.00 | 0.00 | 0.00 | 0.00 | 0.00 | 287.95 |
| 10E | 2230 | ---- | | 21,500.00 | 18,500.00 | 9,550.82 | 51.63 | 21,570.48 | 9,726.56 | 19,232.09 |
| ===== | | | | ===== | | | | | | |
| 10E020 | 2310 | 3150 | ADMINISTRATIVE FEES | 2,500.00 | 2,500.00 | 1,447.75 | 57.91 | 1,867.50 | 1,628.75 | 1,107.00 |
| 10E020 | 2310 | 3170 | DISTRICT AUDIT | 25,000.00 | 25,000.00 | 24,000.00 | 96.00 | 20,000.00 | 21,500.00 | 18,800.00 |
| 10E020 | 2310 | 3180 | DISTRICT LEGAL SERVICES | 75,000.00 | 100,000.00 | 70,328.50 | 70.33 | 80,398.50 | 28,210.00 | 41,845.00 |
| 10E020 | 2310 | 3190 | BOARD PUBLIC RELATIONS | 100.00 | 100.00 | 0.00 | 0.00 | 0.00 | 0.00 | 0.00 |
| 10E020 | 2310 | 3320 | BOARD OF EDUCATION EXPENSES | 50,000.00 | 50,000.00 | 33,307.95 | 66.62 | 64,277.00 | 37,056.06 | 21,689.96 |
| 10E020 | 2310 | 4700 | BOARD SOFTWARE | 2,500.00 | 7,000.00 | 6,725.00 | 96.07 | 0.00 | 0.00 | 0.00 |
| 10E020 | 2310 | 6400 | DISTRICT ASSOC MEMBERSHIPS | 6,000.00 | 8,000.00 | 7,603.38 | 95.04 | 7,420.04 | 7,804.00 | 2,646.11 |
| 10E020 | 2310 | 6500 | IRS/IDR PENALTY-TRS EXCESS | 3,365.00 | 650.00 | 636.21 | 97.88 | 3,365.38 | 8,454.64 | 2,194.87 |
| 10E020 | 2310 | 6520 | RETIREMENT SETTLEMENT | 0.00 | 13,440.00 | 11,199.60 | 83.33 | 0.00 | 0.00 | 0.00 |

| FDTLOC | FUNC | OBJ | Account Level | 2024-25 | 2024-25 | 2024-25 | 2024-25 | 2023-24 | 2022-23 | 2021-22 |
|--------|------|------|--------------------------------|-----------------|----------------|---------------|---------|-------------|-------------|-------------|
| | | | Description | Original Budget | Revised Budget | FYTD Activity | FYTD % | FY Activity | FY Activity | FY Activity |
| 10E | 2310 | ---- | | 164,465.00 | 206,690.00 | 155,248.39 | 75.11 | 177,328.42 | 104,653.45 | 88,282.94 |
| | | | | ===== | ===== | ===== | ===== | ===== | ===== | ===== |
| 10E020 | 2312 | 1200 | SALARIES-BOARD RECORDING SECRE | 0.00 | 0.00 | 0.00 | 0.00 | 0.00 | 0.00 | 2,416.52 |
| | | | | ===== | ===== | ===== | ===== | ===== | ===== | ===== |
| 10E | 2312 | ---- | | 0.00 | 0.00 | 0.00 | 0.00 | 0.00 | 0.00 | 2,416.52 |
| | | | | ===== | ===== | ===== | ===== | ===== | ===== | ===== |
| 10E020 | 2319 | 3000 | PURCHASE SERVICE-BOARD OF EDUC | 2,000.00 | 2,000.00 | 489.00 | 24.45 | 272.00 | 1,724.82 | 6,697.86 |
| 10E020 | 2319 | 3500 | SPECIAL DISTRICT SERVICES | 2,500.00 | 2,500.00 | 274.56 | 10.98 | 1,456.40 | 515.52 | 760.95 |
| 10E020 | 2319 | 3800 | EDUCATION FUND LIABILITY INSUR | 5,500.00 | 5,500.00 | 2,600.00 | 47.27 | 5,466.00 | 5,466.00 | 5,466.00 |
| 10E020 | 2319 | 4100 | SUPPLIES - BOARD OF EDUCATION | 10,000.00 | 10,000.00 | 6,858.41 | 68.58 | 9,396.32 | 9,544.87 | 10,489.12 |
| | | | | ===== | ===== | ===== | ===== | ===== | ===== | ===== |
| 10E | 2319 | ---- | | 20,000.00 | 20,000.00 | 10,221.97 | 51.11 | 16,590.72 | 17,251.21 | 23,413.93 |
| | | | | ===== | ===== | ===== | ===== | ===== | ===== | ===== |
| 10E021 | 2320 | 1110 | SALARY-SUPERINTENDENT | 182,745.00 | 182,745.00 | 175,901.33 | 96.26 | 182,747.14 | 175,718.40 | 168,960.00 |
| 10E021 | 2320 | 1120 | SALARIES-SUPE ADMIN ASSISTANT | 62,709.00 | 62,709.00 | 53,861.51 | 85.89 | 76,722.25 | 59,158.73 | 53,393.60 |
| 10E021 | 2320 | 1150 | SALARIES-DISTRICT RECEPTIONIST | 39,500.00 | 39,500.00 | 35,385.60 | 89.58 | 36,717.19 | 36,863.89 | 14,580.26 |
| 10E021 | 2320 | 1390 | OVERTIME-DISTRICT OFFICE | 1,000.00 | 1,000.00 | 0.00 | 0.00 | 0.00 | 37.85 | 552.48 |
| 10E021 | 2320 | 2010 | THIS-SUPERINTENDENT | 2,200.00 | 2,200.00 | 1,739.59 | 79.07 | 1,807.26 | 1,938.10 | 1,795.48 |
| 10E021 | 2320 | 2100 | NEC-SUPERINTENDENT | 1,500.00 | 1,500.00 | 1,121.25 | 74.75 | 1,164.80 | 1,249.32 | 1,077.04 |
| 10E021 | 2320 | 2110 | TRS/RETIREMENT-SUPERINTENDENT | 21,000.00 | 21,000.00 | 17,396.78 | 82.84 | 18,073.89 | 19,473.61 | 16,800.46 |
| 10E021 | 2320 | 2220 | MEDICAL/LIFE INS-SUPT OFFICE | 48,000.00 | 48,000.00 | 28,713.17 | 59.82 | 54,290.09 | 45,776.28 | 35,119.90 |
| 10E021 | 2320 | 2240 | ETHIS-SUPERINTENDENT | 2,200.00 | 2,200.00 | 1,778.36 | 80.83 | 1,847.56 | 1,925.86 | 1,691.88 |
| 10E021 | 2320 | 3120 | PROFESSIONAL DEVELOPMENT-DO AD | 2,500.00 | 2,500.00 | 665.00 | 26.60 | 90.00 | 380.07 | 4,120.87 |
| | | | | ===== | ===== | ===== | ===== | ===== | ===== | ===== |
| 10E | 2320 | ---- | | 363,354.00 | 363,354.00 | 316,562.59 | 87.12 | 373,460.18 | 342,522.11 | 298,091.97 |
| | | | | ===== | ===== | ===== | ===== | ===== | ===== | ===== |
| 10E021 | 2321 | 3110 | SUPT PROF MEETINGS/SEMINARS | 2,500.00 | 2,500.00 | 0.00 | 0.00 | 1,821.82 | 1,028.25 | 1,919.18 |
| 10E021 | 2321 | 3320 | TRAVEL/WIRELESS-SUPERINTENDENT | 4,000.00 | 1,000.00 | 540.18 | 54.02 | 4,867.95 | 3,144.93 | 815.76 |
| 10E021 | 2321 | 4100 | SUPPLIES-SUPERINTENDENTS OFFIC | 1,000.00 | 1,000.00 | 230.25 | 23.03 | 56.65 | 805.41 | 24.90 |
| 10E021 | 2321 | 4110 | SUPPLIES-DISTRICT OFFICE | 4,000.00 | 4,000.00 | 3,089.46 | 77.24 | 2,881.49 | 3,991.90 | 1,874.30 |
| 10E021 | 2321 | 4400 | SUBSCRIPTIONS-SUPERINTENDENT O | 1,500.00 | 1,500.00 | 275.00 | 18.33 | 679.00 | 86.57 | 1,700.00 |
| | | | | ===== | ===== | ===== | ===== | ===== | ===== | ===== |
| 10E | 2321 | ---- | | 13,000.00 | 10,000.00 | 4,134.89 | 41.35 | 10,306.91 | 9,057.06 | 6,334.14 |
| | | | | ===== | ===== | ===== | ===== | ===== | ===== | ===== |
| 10E030 | 2360 | 3800 | INS-UNEMPL CLAIMS,APPRAISAL EX | 0.00 | 0.00 | 0.00 | 0.00 | 0.00 | 0.00 | 7,849.04 |
| | | | | ===== | ===== | ===== | ===== | ===== | ===== | ===== |
| 10E | 2360 | ---- | | 0.00 | 0.00 | 0.00 | 0.00 | 0.00 | 0.00 | 7,849.04 |
| | | | | ===== | ===== | ===== | ===== | ===== | ===== | ===== |
| 10E030 | 2361 | 3800 | INS-UNEMPL CLAIMS,APPRAISAL EX | 7,500.00 | 4,000.00 | 3,893.52 | 97.34 | 783.00 | 3,311.14 | 0.00 |

| | | | Account Level | 2024-25 | 2024-25 | 2024-25 | 2024-25 | 2023-24 | 2022-23 | 2021-22 |
|--------|------|------|--------------------------------|-----------------|----------------|---------------|---------|-------------|-------------|-------------|
| FDTLOC | FUNC | OBJ | Description | Original Budget | Revised Budget | FYTD Activity | FYTD % | FY Activity | FY Activity | FY Activity |
| 10E | 2361 | ---- | | 7,500.00 | 4,000.00 | 3,893.52 | 97.34 | 783.00 | 3,311.14 | 0.00 |
| | | | | ===== | ===== | ===== | ===== | ===== | ===== | ===== |
| 10E030 | 2362 | 3800 | WORKERS' COMP INS | 0.00 | 0.00 | 0.00 | 0.00 | 0.00 | 0.00 | 44,122.00 |
| 10E | 2362 | ---- | | 0.00 | 0.00 | 0.00 | 0.00 | 0.00 | 0.00 | 44,122.00 |
| | | | | ===== | ===== | ===== | ===== | ===== | ===== | ===== |
| 10E030 | 2365 | 3800 | WORKERS' COMP INS | 52,000.00 | 65,000.00 | 64,511.00 | 99.25 | 62,015.00 | 51,193.00 | 0.00 |
| 10E030 | 2365 | 3810 | LIABILITY INSURANCE | 135,000.00 | 147,000.00 | 146,684.00 | 99.79 | 133,548.00 | 88,188.00 | 0.00 |
| 10E | 2365 | ---- | | 187,000.00 | 212,000.00 | 211,195.00 | 99.62 | 195,563.00 | 139,381.00 | 0.00 |
| | | | | ===== | ===== | ===== | ===== | ===== | ===== | ===== |
| 10E008 | 2400 | 1140 | SALARIES PROGRM COORD - IDEA | 0.00 | 84,000.00 | 0.00 | 0.00 | 0.00 | 0.00 | 0.00 |
| 10E | 2400 | ---- | | 0.00 | 84,000.00 | 0.00 | 0.00 | 0.00 | 0.00 | 0.00 |
| | | | | ===== | ===== | ===== | ===== | ===== | ===== | ===== |
| 10E002 | 2410 | 1140 | SALARIES-MES-ASST PRINCIPAL | 81,112.00 | 81,112.00 | 71,760.00 | 88.47 | 78,000.00 | 75,000.00 | 71,151.08 |
| 10E004 | 2410 | 1140 | SALARIES-MJH-ASSIST PRINCIPAL | 85,775.00 | 85,775.00 | 75,879.76 | 88.46 | 82,478.24 | 79,306.00 | 76,255.92 |
| 10E002 | 2410 | 1150 | SALARIES/MES-AA SCHOOL PROFS | 96,700.00 | 96,700.00 | 81,907.68 | 84.70 | 92,758.11 | 89,003.32 | 81,891.42 |
| 10E003 | 2410 | 1150 | SALARIES/MIS-AA SCHOOL PROFS | 105,400.00 | 105,400.00 | 89,403.48 | 84.82 | 101,157.66 | 96,947.27 | 76,157.39 |
| 10E004 | 2410 | 1150 | SALARIES/MJH-AA SCHOOL PROFS | 96,975.00 | 96,975.00 | 88,030.79 | 90.78 | 94,694.53 | 90,233.38 | 83,682.00 |
| 10E002 | 2410 | 1180 | SALARIES/MES PRINCIPAL | 112,582.00 | 112,582.00 | 99,591.84 | 88.46 | 108,251.52 | 104,088.00 | 100,084.92 |
| 10E003 | 2410 | 1180 | SALARIES/MIS PRINCIPAL | 107,658.00 | 107,658.00 | 95,225.52 | 88.45 | 103,506.00 | 99,535.00 | 95,696.90 |
| 10E004 | 2410 | 1180 | SALARIES/MJH PRINCIPAL | 147,822.00 | 147,822.00 | 130,765.81 | 88.46 | 139,455.00 | 131,562.00 | 124,114.12 |
| 10E002 | 2410 | 2010 | THIS BD PD/MES-PRINCIPAL,ASST | 2,100.00 | 2,100.00 | 1,694.41 | 80.69 | 1,841.84 | 1,930.87 | 1,818.47 |
| 10E003 | 2410 | 2010 | THIS BD PD/MIS-PRINCIPAL | 1,200.00 | 1,200.00 | 941.62 | 78.47 | 1,023.62 | 1,097.94 | 1,016.29 |
| 10E004 | 2410 | 2010 | THIS BD PD/MJH-PRINCIPAL, ASST | 3,000.00 | 3,000.00 | 3,584.14 | 119.47 | 2,194.66 | 2,257.42 | 2,127.86 |
| 10E002 | 2410 | 2100 | NEC/MES-PRINCIPAL,ASST PRINC | 1,600.00 | 1,600.00 | 1,092.27 | 68.27 | 1,187.16 | 1,236.60 | 1,091.48 |
| 10E003 | 2410 | 2100 | NEC/MIS-PRINCIPAL | 750.00 | 750.00 | 606.97 | 80.93 | 659.62 | 707.60 | 609.96 |
| 10E004 | 2410 | 2100 | NEC/MJH-PRINCIPAL, ASST PRINC | 2,000.00 | 2,000.00 | 1,317.21 | 65.86 | 1,414.66 | 1,453.48 | 1,277.12 |
| 10E002 | 2410 | 2110 | TRS/MES-PRINCIPAL, ASST PRINC | 19,500.00 | 19,500.00 | 16,946.86 | 86.91 | 18,420.48 | 19,185.07 | 16,935.36 |
| 10E003 | 2410 | 2110 | TRS/MIS-PRINCIPAL | 12,000.00 | 12,000.00 | 9,417.81 | 78.48 | 10,236.72 | 10,979.98 | 9,464.52 |
| 10E004 | 2410 | 2110 | TRS/MJH-PRINCIPAL, ASST PRINC | 23,000.00 | 23,000.00 | 29,839.47 | 129.74 | 21,949.45 | 22,671.52 | 19,816.94 |
| 10E002 | 2410 | 2220 | MED/LIFE INS - MES BUILDING | 56,000.00 | 56,000.00 | 54,652.74 | 97.59 | 56,297.09 | 47,790.72 | 25,078.86 |
| 10E003 | 2410 | 2220 | MED/LIFE INS - MIS BUILDING | 52,000.00 | 70,000.00 | 57,438.86 | 82.06 | 49,842.16 | 43,063.91 | 32,416.09 |
| 10E004 | 2410 | 2220 | MED/LIFE INS - MJH BUILDING | 110,000.00 | 110,000.00 | 91,343.83 | 83.04 | 103,709.18 | 89,217.32 | 76,683.66 |
| 10E002 | 2410 | 2240 | ETHIS/MES-PRINCIPAL, ASST PRIN | 2,100.00 | 2,100.00 | 1,732.36 | 82.49 | 1,769.97 | 1,731.83 | 1,714.87 |
| 10E003 | 2410 | 2240 | ETHIS/MIS-PRINCIPAL | 1,100.00 | 1,100.00 | 962.78 | 87.53 | 1,046.50 | 1,090.77 | 958.26 |
| 10E004 | 2410 | 2240 | ETHIS/MJH-PRINCIPAL, ASST PRIN | 2,500.00 | 2,500.00 | 2,089.09 | 83.56 | 2,243.79 | 2,248.70 | 2,006.40 |
| 10E002 | 2410 | 3120 | PROFESSIONAL DEV-ADMIN/MES | 5,000.00 | 5,000.00 | 3,350.90 | 67.02 | 161.00 | 884.61 | 1,127.40 |

| | | | Account Level | 2024-25 | 2024-25 | 2024-25 | 2024-25 | 2023-24 | 2022-23 | 2021-22 |
|--------|------|------|--------------------------------|-----------------|----------------|---------------|---------|-------------|-------------|-------------|
| FDTLOC | FUNC | OBJ | Description | Original Budget | Revised Budget | FYTD Activity | FYTD % | FY Activity | FY Activity | FY Activity |
| 10E002 | 2542 | 3000 | PURCHASED SERVICES - PFA GRANT | 0.00 | 0.00 | 0.00 | 0.00 | 22,853.00 | 42,806.00 | 37,937.61 |
| | | | | ===== | ===== | ===== | ===== | ===== | ===== | ===== |
| 10E | 2542 | ---- | | 0.00 | 0.00 | 0.00 | 0.00 | 22,853.00 | 42,806.00 | 37,937.61 |
| 10E002 | 2560 | 4100 | FOOD SERVICE & SUP - PFA GRANT | 1,000.00 | 1,000.00 | 845.38 | 84.54 | 2,388.26 | 1,008.56 | 600.00 |
| 10E022 | 2560 | 4100 | FOOD SERVICE-EARLY START | 0.00 | 1,000.00 | 845.34 | 84.53 | 213.60 | 775.17 | 1,070.51 |
| 10E051 | 2560 | 4100 | FOOD SERVICE - IDEA-EC | 1,000.00 | 1,000.00 | 845.34 | 84.53 | 54.96 | 0.00 | 0.00 |
| | | | | ===== | ===== | ===== | ===== | ===== | ===== | ===== |
| 10E | 2560 | ---- | | 2,000.00 | 3,000.00 | 2,536.06 | 84.54 | 2,656.82 | 1,783.73 | 1,670.51 |
| 10E033 | 2561 | 1110 | SALARIES-FOOD SERVICE DIRECTOR | 90,000.00 | 90,000.00 | 72,704.66 | 80.78 | 60,025.73 | 56,628.00 | 53,549.08 |
| 10E033 | 2561 | 2220 | MEDICAL/LIFE INS-FOOD SERVICE | 14,000.00 | 14,000.00 | 12,073.76 | 86.24 | 12,387.82 | 11,523.12 | 12,308.30 |
| | | | | ===== | ===== | ===== | ===== | ===== | ===== | ===== |
| 10E | 2561 | ---- | | 104,000.00 | 104,000.00 | 84,778.42 | 81.52 | 72,413.55 | 68,151.12 | 65,857.38 |
| 10E002 | 2562 | 1180 | SALARIES/MES-FOOD SERVICE | 105,000.00 | 105,000.00 | 96,973.75 | 92.36 | 106,269.06 | 93,522.97 | 70,764.29 |
| 10E003 | 2562 | 1180 | SALARIES/MIS-FOOD SERVICE | 16,000.00 | 16,000.00 | 10,160.13 | 63.50 | 10,916.13 | 11,409.57 | 10,385.27 |
| 10E004 | 2562 | 1180 | SALARIES/MJH-FOOD SERVICE | 37,500.00 | 37,500.00 | 32,510.39 | 86.69 | 35,318.43 | 32,878.98 | 28,120.12 |
| 10E002 | 2562 | 2220 | LIFE INS-MES FOOD SERVICE | 175.00 | 175.00 | 161.16 | 92.09 | 169.83 | 0.00 | 0.00 |
| 10E003 | 2562 | 2220 | LIFE INS-MIS FOOD SERVICE | 25.00 | 25.00 | 16.32 | 65.28 | 18.87 | 0.00 | 0.00 |
| 10E004 | 2562 | 2220 | LIFE INS-MJH FOOD SERVICE | 50.00 | 50.00 | 32.64 | 65.28 | 38.76 | 0.00 | 0.00 |
| 10E033 | 2562 | 3100 | PURCHASE SERV-REPAIR EQUIP/FOO | 1,200.00 | 2,000.00 | 2,557.37 | 127.87 | 1,111.74 | 2,395.92 | 696.12 |
| 10E033 | 2562 | 3120 | PROF DEVELOPMENT-FOOD SERVICE | 1,200.00 | 500.00 | 66.21 | 13.24 | 1,360.00 | 0.00 | 0.00 |
| 10E033 | 2562 | 3150 | DELIVERY CHARGE-FOOD SERVICE | 500.00 | 2,500.00 | 2,513.28 | 100.53 | 0.00 | 0.00 | 0.00 |
| 10E033 | 2562 | 4100 | NON-FOOD SUPPLIES-FOOD SERVICE | 25,000.00 | 25,000.00 | 10,255.87 | 41.02 | 9,411.68 | 12,723.42 | 31,435.94 |
| 10E033 | 2562 | 4110 | GENERAL FOOD-FOOD SERVICE | 120,000.00 | 120,000.00 | 99,568.46 | 82.97 | 98,629.27 | 90,817.84 | 107,159.12 |
| 10E033 | 2562 | 4120 | SHOE REIMBURSEMENT-FOOD SERVIC | 560.00 | 1,000.00 | 724.98 | 72.50 | 581.97 | 603.88 | 75.00 |
| 10E033 | 2562 | 4130 | MILK- FOOD SERVICE | 25,000.00 | 25,000.00 | 13,283.90 | 53.14 | 14,873.85 | 16,360.55 | 27,107.04 |
| 10E033 | 2562 | 4700 | FOOD SERVICE SOFTWARE | 2,500.00 | 2,500.00 | 2,112.84 | 84.51 | 2,437.84 | 0.00 | 1,950.50 |
| 10E033 | 2562 | 6900 | STUDENT FOOD REFUNDS-FOOD SERV | 2,000.00 | 2,000.00 | 87.05 | 4.35 | 1,176.65 | 1,609.39 | 1,709.20 |
| | | | | ===== | ===== | ===== | ===== | ===== | ===== | ===== |
| 10E | 2562 | ---- | | 336,710.00 | 339,250.00 | 271,024.35 | 79.89 | 282,314.08 | 262,322.52 | 279,402.60 |
| 10E002 | 2574 | 3600 | COPY MACHINE LEASE - MES | 14,000.00 | 14,000.00 | 15,604.95 | 111.46 | 11,886.72 | 12,877.28 | 10,948.77 |
| 10E003 | 2574 | 3600 | COPY MACHINE LEASE - MIS | 7,000.00 | 7,000.00 | 7,802.51 | 111.46 | 6,603.72 | 7,187.64 | 6,053.41 |
| 10E004 | 2574 | 3600 | COPY MACHINE LEASE - MJH | 12,500.00 | 12,500.00 | 13,654.34 | 109.23 | 11,556.50 | 12,519.55 | 10,593.45 |
| 10E005 | 2574 | 3600 | COPY MACHINE LEASE - DO | 2,000.00 | 2,000.00 | 1,950.61 | 97.53 | 2,971.66 | 3,219.29 | 2,724.03 |
| 10E002 | 2574 | 3610 | COPY MACHINE MAINTENANCE - MES | 16,000.00 | 16,000.00 | 12,732.31 | 79.58 | 20,165.43 | 11,117.24 | 7,212.88 |
| 10E003 | 2574 | 3610 | COPY MACHINE MAINTENANCE - MIS | 8,000.00 | 8,000.00 | 6,232.43 | 77.91 | 10,170.20 | 5,341.90 | 3,451.33 |
| 10E004 | 2574 | 3610 | COPY MACHINE MAINTENANCE - MJH | 14,000.00 | 14,000.00 | 10,726.81 | 76.62 | 16,654.62 | 9,041.50 | 5,781.28 |

| | | | Account Level | 2024-25 | 2024-25 | 2024-25 | 2024-25 | 2023-24 | 2022-23 | 2021-22 |
|--------|------|------|--------------------------------|-----------------|----------------|---------------|---------|-------------|-------------|-------------|
| FDTLOC | FUNC | OBJ | Description | Original Budget | Revised Budget | FYTD Activity | FYTD % | FY Activity | FY Activity | FY Activity |
| 10E005 | 2574 | 3610 | COPY MACHINE MAINTENANCE | 3,000.00 | 3,000.00 | 1,572.66 | 52.42 | 3,285.94 | 1,756.39 | 1,415.37 |
| 10E | 2574 | ---- | | 76,500.00 | 76,500.00 | 70,276.62 | 91.86 | 83,294.79 | 63,060.79 | 48,180.52 |
| | | | | ===== | ===== | ===== | ===== | ===== | ===== | ===== |
| 10E002 | 2630 | 3200 | TELEPHONE SERVICE - MES | 25,000.00 | 25,000.00 | 19,907.51 | 79.63 | 23,251.04 | 23,054.46 | 23,169.03 |
| 10E003 | 2630 | 3200 | TELEPHONE SERVICE - MIS | 12,500.00 | 12,500.00 | 9,953.77 | 79.63 | 11,828.47 | 11,750.01 | 11,815.77 |
| 10E004 | 2630 | 3200 | TELEPHONE SERVICE - MJH | 20,000.00 | 20,000.00 | 15,348.42 | 76.74 | 18,250.13 | 18,182.01 | 18,301.70 |
| 10E030 | 2630 | 3400 | POSTAGE/DISTRICT MAILINGS | 6,500.00 | 6,500.00 | 5,784.48 | 88.99 | 6,473.08 | 6,193.78 | 6,092.12 |
| 10E021 | 2630 | 4700 | COMMUNICATION SOFTWARE | 12,000.00 | 12,000.00 | 11,130.00 | 92.75 | 10,851.76 | 10,600.00 | 17,600.00 |
| 10E | 2630 | ---- | | 76,000.00 | 76,000.00 | 62,124.18 | 81.74 | 70,654.48 | 69,780.26 | 76,978.62 |
| | | | | ===== | ===== | ===== | ===== | ===== | ===== | ===== |
| 10E021 | 2633 | 1110 | SALARIES-DISTRICT PUBLIC REL | 10,000.00 | 10,000.00 | 3,918.75 | 39.19 | 9,090.00 | 8,580.00 | 7,890.00 |
| 10E | 2633 | ---- | | 10,000.00 | 10,000.00 | 3,918.75 | 39.19 | 9,090.00 | 8,580.00 | 7,890.00 |
| | | | | ===== | ===== | ===== | ===== | ===== | ===== | ===== |
| 10E030 | 2640 | 1150 | SALARIES - HR COORDINATOR | 78,750.00 | 78,750.00 | 69,663.55 | 88.46 | 0.00 | 0.00 | 0.00 |
| 10E030 | 2640 | 2220 | MEDICAL/LIFE - HR COORDINATOR | 14,000.00 | 14,000.00 | 11,624.53 | 83.03 | 0.00 | 0.00 | 0.00 |
| 10E030 | 2640 | 3100 | PURCHASED SER - HR COORDINATOR | 5,000.00 | 5,000.00 | 588.00 | 11.76 | 0.00 | 0.00 | 0.00 |
| 10E030 | 2640 | 3120 | PROFESS DEV- HR COORDINATOR | 2,500.00 | 2,500.00 | 700.00 | 28.00 | 0.00 | 0.00 | 0.00 |
| 10E030 | 2640 | 3320 | TRAVEL - HR COORDINATOR | 2,000.00 | 2,000.00 | 155.22 | 7.76 | 0.00 | 0.00 | 0.00 |
| 10E030 | 2640 | 4100 | SUPPLIES - HR COORDINATOR | 3,000.00 | 3,000.00 | 399.64 | 13.32 | 0.00 | 0.00 | 0.00 |
| 10E030 | 2640 | 4700 | SOFTWARE - HR COORDINATOR | 3,000.00 | 3,000.00 | 0.00 | 0.00 | 0.00 | 0.00 | 0.00 |
| 10E030 | 2640 | 7000 | NON-CAP EQUIP - HR COORDINATOR | 5,000.00 | 5,000.00 | 0.00 | 0.00 | 0.00 | 0.00 | 0.00 |
| 10E | 2640 | ---- | | 113,250.00 | 113,250.00 | 83,130.94 | 73.40 | 0.00 | 0.00 | 0.00 |
| | | | | ===== | ===== | ===== | ===== | ===== | ===== | ===== |
| 10E030 | 2643 | 3180 | EMPLOYEE CRIMINAL BACKGROUND C | 3,000.00 | 3,000.00 | 2,101.25 | 70.04 | 1,838.00 | 2,693.50 | 1,412.50 |
| 10E | 2643 | ---- | | 3,000.00 | 3,000.00 | 2,101.25 | 70.04 | 1,838.00 | 2,693.50 | 1,412.50 |
| | | | | ===== | ===== | ===== | ===== | ===== | ===== | ===== |
| 10E002 | 2660 | 1110 | SALARIES/MES-TECH SUPPORT | 78,000.00 | 78,000.00 | 68,688.41 | 88.06 | 74,326.69 | 60,884.54 | 38,294.38 |
| 10E003 | 2660 | 1110 | SALARIES/MIS-TECH SUPPORT | 62,400.00 | 62,400.00 | 51,089.12 | 81.87 | 55,548.27 | 52,408.29 | 40,414.40 |
| 10E004 | 2660 | 1110 | SALARIES/MJH-TECH SUPPORT | 68,500.00 | 68,500.00 | 60,368.08 | 88.13 | 65,829.13 | 55,164.58 | 40,667.02 |
| 10E005 | 2660 | 1110 | SALARIES-NETWORK DIRECTOR | 118,976.00 | 118,976.00 | 105,248.00 | 88.46 | 114,400.00 | 110,170.27 | 100,846.11 |
| 10E005 | 2660 | 1120 | SUMMER TECH SUPPORT | 15,000.00 | 15,000.00 | 13,404.75 | 89.37 | 8,233.45 | 3,251.00 | 0.00 |
| 10E005 | 2660 | 2120 | IMRF-COMPUTER TECH DIRECTOR | 6,000.00 | 6,000.00 | 4,959.49 | 82.66 | 5,390.58 | 5,183.27 | 4,751.81 |
| 10E002 | 2660 | 2220 | MEDICAL/LIFE-MES-TECH SUPPORT | 19,000.00 | 19,000.00 | 15,446.66 | 81.30 | 17,676.46 | 13,783.29 | 8,500.03 |
| 10E003 | 2660 | 2220 | MEDICAL/LIFE-MIS-TECH SUPPORT | 5,000.00 | 5,000.00 | 2,979.61 | 59.59 | 3,545.52 | 4,773.26 | 8,030.35 |
| 10E004 | 2660 | 2220 | MEDICAL/LIFE-MJH-TECH SUPPORT | 16,000.00 | 16,000.00 | 12,925.55 | 80.78 | 14,655.60 | 11,360.89 | 8,500.03 |

| | | | Account Level | 2024-25 | 2024-25 | 2024-25 | 2024-25 | 2023-24 | 2022-23 | 2021-22 |
|--------|------|------|--------------------------------|-----------------|----------------|---------------|---------|-------------|-------------|-------------|
| FDTLOC | FUNC | OBJ | Description | Original Budget | Revised Budget | FYTD Activity | FYTD % | FY Activity | FY Activity | FY Activity |
| 10E005 | 2660 | 2220 | MEDICAL/LIFE INS-TECH DIRECTOR | 42,000.00 | 42,000.00 | 36,770.79 | 87.55 | 37,161.36 | 32,380.24 | 26,585.76 |
| 10E005 | 2660 | 2310 | DO NOT USE | 0.00 | 0.00 | 0.00 | 0.00 | 0.00 | 2,499.00 | 0.00 |
| 10E005 | 2660 | 3100 | SERVICES-TECH RELATED | 50,000.00 | 30,000.00 | 14,793.79 | 49.31 | 26,797.43 | 10,470.75 | 5,617.85 |
| 10E010 | 2660 | 3100 | PROFESSIONAL SERVICES - SPED | 0.00 | 0.00 | 0.00 | 0.00 | 3,800.00 | 0.00 | 0.00 |
| 10E005 | 2660 | 3120 | PROF DEVELOPMENT-NETWORK ADM | 5,000.00 | 5,000.00 | 3,745.00 | 74.90 | 5,205.00 | 4,470.38 | -1,694.40 |
| 10E005 | 2660 | 3320 | TRAVEL-COMPUTER TECH DIRECTOR | 3,000.00 | 3,000.00 | 664.21 | 22.14 | 924.53 | 2,631.48 | 167.19 |
| 10E002 | 2660 | 4100 | SUPPLIES/MES-COMPUTER TECH | 5,000.00 | 7,500.00 | 4,625.98 | 61.68 | 155.20 | 393.96 | 1,694.11 |
| 10E003 | 2660 | 4100 | SUPPLIES/MIS-COMPUTER TECH | 2,000.00 | 4,500.00 | 3,122.99 | 69.40 | 1,527.00 | 843.18 | 1,265.40 |
| 10E004 | 2660 | 4100 | SUPPLIES/MJH-COMPUTER TECH | 3,000.00 | 5,000.00 | 2,447.48 | 48.95 | 153.50 | 35.00 | 3,249.77 |
| 10E005 | 2660 | 4100 | SUPPLIES-COMPUTER TECH | 50,000.00 | 75,000.00 | 60,459.80 | 80.61 | 9,038.81 | 29,536.84 | 14,658.39 |
| 10E002 | 2660 | 4700 | TECHNOLOGY SOFTWARE - MES | 9,000.00 | 9,000.00 | 9,942.59 | 110.47 | 4,731.66 | 4,733.55 | 18,739.63 |
| 10E003 | 2660 | 4700 | TECHNOLOGY SOFTWARE - MIS | 5,000.00 | 5,000.00 | 4,845.20 | 96.90 | 2,628.70 | 2,629.75 | 10,133.13 |
| 10E004 | 2660 | 4700 | TECHNOLOGY SOFTWARE - MJH | 10,000.00 | 10,000.00 | 8,240.39 | 82.40 | 4,600.22 | 5,234.61 | 17,966.47 |
| 10E027 | 2660 | 4700 | TECHNOLOGY SOFTWARE | 10,000.00 | 10,000.00 | 6,999.90 | 70.00 | 1,722.91 | 2,768.00 | 4,475.98 |
| 10E004 | 2660 | 5500 | TECH CAPITAL EQUIPMENT-MJH | 0.00 | 0.00 | 0.00 | 0.00 | 0.00 | 5,821.00 | 0.00 |
| 10E005 | 2660 | 5500 | EQUIPMENT-COMPUTER TECH | 100,000.00 | 100,000.00 | 0.00 | 0.00 | 224,866.40 | 6,767.00 | 0.00 |
| 10E002 | 2660 | 7000 | NON-CAPT EQUIP - TECH - MES | 1,300.00 | 1,300.00 | 0.00 | 0.00 | 1,300.00 | 0.00 | 0.00 |
| 10E003 | 2660 | 7000 | NON-CAPT EQUIP - TECH - MIS | 100.00 | 100.00 | 0.00 | 0.00 | 0.00 | 0.00 | 0.00 |
| 10E004 | 2660 | 7000 | NON-CAPT EQUIP - TECH - MJH | 1,300.00 | 1,300.00 | 0.00 | 0.00 | 1,300.00 | 1,800.00 | 0.00 |
| 10E005 | 2660 | 7000 | NON-CAPITAL EQUIP-COMPUTER TEC | 15,000.00 | 5,000.00 | 0.00 | 0.00 | 10,745.38 | 9,097.05 | 1,099.99 |
| 10E | 2660 | ---- | | 700,576.00 | 702,576.00 | 491,767.79 | 69.99 | 696,263.80 | 439,091.18 | 353,963.40 |
| ===== | | | | ===== | | | | | | |
| 10E008 | 2661 | 3140 | PURCHASED SERV - IDEA SOFTWARE | 8,030.00 | 9,159.00 | 9,157.65 | 99.99 | 3,532.80 | 7,176.00 | 0.00 |
| 10E | 2661 | ---- | | 8,030.00 | 9,159.00 | 9,157.65 | 99.99 | 3,532.80 | 7,176.00 | 0.00 |
| ===== | | | | ===== | | | | | | |
| 10E004 | 2900 | 4000 | GRADUATION-MJHS | 10,000.00 | 10,000.00 | 6,418.61 | 64.19 | 8,713.79 | 9,427.40 | 9,072.88 |
| 10E | 2900 | ---- | | 10,000.00 | 10,000.00 | 6,418.61 | 64.19 | 8,713.79 | 9,427.40 | 9,072.88 |
| ===== | | | | ===== | | | | | | |
| 10E002 | 3000 | 3140 | COMM SOCIAL WORKER - PFA GRANT | 0.00 | 0.00 | 0.00 | 0.00 | 0.00 | 0.00 | 3,000.00 |
| 10E | 3000 | ---- | | 0.00 | 0.00 | 0.00 | 0.00 | 0.00 | 0.00 | 3,000.00 |
| ===== | | | | ===== | | | | | | |
| 10E010 | 3700 | 2150 | TRS-FEDERAL NON-PUBLIC - IDEA | 0.00 | 0.00 | 0.00 | 0.00 | 0.00 | 0.00 | 2,661.00 |
| 10E010 | 3700 | 2220 | MEDICAL/LIFE - NON-PUBLIC-IDEA | 0.00 | 0.00 | 0.00 | 0.00 | 0.00 | 0.00 | -0.14 |
| 10E010 | 3700 | 2240 | ETHIS - NON-PUBLIC - IDEA | 0.00 | 0.00 | 0.00 | 0.00 | 0.00 | 0.00 | 0.01 |
| 10E002 | 3700 | 3140 | SPEECH - IDEA-EC | 909.00 | 1,516.00 | 0.00 | 0.00 | 0.00 | 622.00 | 0.00 |
| 10E006 | 3700 | 3140 | SPEECH (SHARE) - ARP IDEA FLOW | 100.00 | 100.00 | 0.00 | 0.00 | 0.00 | 5,502.00 | 0.00 |

| | | | Account Level | 2024-25 | 2024-25 | 2024-25 | 2024-25 | 2023-24 | 2022-23 | 2021-22 |
|--------|------|------|--------------------------------|-----------------|----------------|---------------|---------|-------------|-------------|-------------|
| FDTLOC | FUNC | OBJ | Description | Original Budget | Revised Budget | FYTD Activity | FYTD % | FY Activity | FY Activity | FY Activity |
| 10E008 | 3700 | 3140 | NON-PUB IDEA SPEECH | 40,000.00 | 34,820.00 | 0.00 | 0.00 | 40,000.00 | 32,864.00 | 33,970.00 |
| 10E011 | 3700 | 3140 | TUTORING STIPEND - TITLE I | 0.00 | 583.00 | 382.00 | 65.52 | 0.00 | 0.00 | 0.00 |
| 10E013 | 3700 | 3140 | COMMUNITY SERVICES-TITLE II | 4,783.00 | 4,805.00 | 0.00 | 0.00 | 0.00 | 2,848.00 | 3,703.00 |
| 10E010 | 3700 | 3320 | TRAVEL- NON-PUBLIC SCHOOL SERV | 0.00 | 6,000.00 | 5,196.92 | 86.62 | 0.00 | 0.00 | 0.00 |
| 10E011 | 3700 | 4100 | SUPPLIES - TITLE I | 1,140.00 | 0.00 | 0.00 | 0.00 | 0.00 | 0.00 | 0.00 |
| 10E013 | 3700 | 4100 | SUPPLIES-TITLE II COMM SERV | 1,000.00 | 1,000.00 | 0.00 | 0.00 | 0.00 | 0.00 | 0.00 |
| 10E014 | 3700 | 4100 | ST MARY'S SUPPL & MAT (STREAM) | 2,337.00 | 2,449.00 | 0.00 | 0.00 | 0.00 | 0.00 | 2,310.00 |
| | | | | ===== | ===== | ===== | ===== | ===== | ===== | ===== |
| 10E | 3700 | ---- | | 50,269.00 | 51,273.00 | 5,578.92 | 10.88 | 40,000.00 | 41,836.00 | 42,643.87 |
| | | | | ===== | ===== | ===== | ===== | ===== | ===== | ===== |
| 10E005 | 4110 | 3100 | LINCOLN SAFE SCHOOL TUITION | 1,650.00 | 1,650.00 | 0.00 | 0.00 | 0.00 | 0.00 | 0.00 |
| | | | | ===== | ===== | ===== | ===== | ===== | ===== | ===== |
| 10E | 4110 | ---- | | 1,650.00 | 1,650.00 | 0.00 | 0.00 | 0.00 | 0.00 | 0.00 |
| | | | | ===== | ===== | ===== | ===== | ===== | ===== | ===== |
| 10E010 | 4120 | 3110 | ADMINISTRATIVE SUPPORT COSTS | 22,000.00 | 22,000.00 | 18,170.72 | 82.59 | 19,984.60 | 22,040.37 | 23,955.80 |
| 10E006 | 4120 | 6740 | TUITION - ARP IDEA | 100.00 | 0.00 | 0.00 | 0.00 | 0.00 | 79,366.00 | 0.00 |
| 10E008 | 4120 | 6740 | SP ED CO-OP TUITION - IDEA | 277,583.00 | 196,014.00 | 196,014.00 | 100.00 | 263,252.48 | 387,672.78 | 355,781.12 |
| | | | | ===== | ===== | ===== | ===== | ===== | ===== | ===== |
| 10E | 4120 | ---- | | 299,683.00 | 218,014.00 | 214,184.72 | 98.24 | 283,237.08 | 489,079.15 | 379,736.92 |
| | | | | ===== | ===== | ===== | ===== | ===== | ===== | ===== |
| 10E010 | 4121 | 3000 | ESY SPEECH | 15,500.00 | 20,000.00 | 19,591.42 | 97.96 | 7,586.08 | 12,892.32 | 14,019.86 |
| 10E010 | 4121 | 3010 | ESY OCCUPATIONAL THERAPY | 7,500.00 | 10,500.00 | 10,257.34 | 97.69 | 5,135.45 | 6,734.33 | 4,209.75 |
| 10E010 | 4121 | 3020 | ESY PHYSICAL THERAPY | 1,000.00 | 1,000.00 | 439.31 | 43.93 | 0.00 | 0.00 | 771.80 |
| 10E010 | 4121 | 3030 | ESY SOCIAL WORK | 4,950.00 | 9,000.00 | 8,951.05 | 99.46 | 8,449.68 | 2,235.54 | 1,979.07 |
| 10E010 | 4121 | 3050 | ESY SPECIALIZED INSTRUCTION | 38,000.00 | 55,000.00 | 52,951.81 | 96.28 | 65,758.63 | 38,126.83 | 36,025.54 |
| 10E010 | 4121 | 3070 | ESY MULTI-NEEDS/AUTISM | 6,795.00 | 12,150.00 | 12,150.51 | 100.00 | 0.00 | 4,395.38 | 0.00 |
| 10E010 | 4121 | 3120 | ESY 1:1 AIDES | 3,000.00 | 6,000.00 | 5,630.63 | 93.84 | 1,949.67 | 1,695.49 | 3,486.84 |
| | | | | ===== | ===== | ===== | ===== | ===== | ===== | ===== |
| 10E | 4121 | ---- | | 76,745.00 | 113,650.00 | 109,972.07 | 96.76 | 88,879.51 | 66,079.89 | 60,492.86 |
| | | | | ===== | ===== | ===== | ===== | ===== | ===== | ===== |
| 10E010 | 4122 | 6740 | SP ED CO-OP TUITION | 200,000.00 | 600,000.00 | 417,596.42 | 69.60 | 502,626.71 | 228,654.35 | 68,718.81 |
| | | | | ===== | ===== | ===== | ===== | ===== | ===== | ===== |
| 10E | 4122 | ---- | | 200,000.00 | 600,000.00 | 417,596.42 | 69.60 | 502,626.71 | 228,654.35 | 68,718.81 |
| | | | | ===== | ===== | ===== | ===== | ===== | ===== | ===== |
| 10E010 | 4123 | 3000 | HEARING ITINERANT | 5,200.00 | 1,050.00 | 1,024.59 | 97.58 | 90.00 | 0.00 | 824.79 |
| 10E010 | 4123 | 3010 | VISION ITINERANT | 24,000.00 | 0.00 | 0.00 | 0.00 | 24,134.08 | 6,975.00 | 0.00 |
| 10E010 | 4123 | 3030 | ORIENTATION AND MOBILITY | 3,000.00 | 5,000.00 | 0.00 | 0.00 | 3,117.00 | 631.20 | 0.00 |
| 10E010 | 4123 | 3040 | OCCUPATIONAL THERAPY | 35,000.00 | 41,000.00 | 29,184.01 | 71.18 | 37,325.61 | 28,372.54 | 22,604.40 |
| 10E010 | 4123 | 3050 | PHYSICAL THERAPY | 100.00 | 75.00 | 135.64 | 180.85 | 0.00 | 3,169.44 | 5,988.91 |
| | | | | ===== | ===== | ===== | ===== | ===== | ===== | ===== |

| Account Level | | | | 2024-25 | 2024-25 | 2024-25 | 2024-25 | 2023-24 | 2022-23 | 2021-22 |
|---------------|------|------|----------------------------|-----------------|----------------|---------------|---------|---------------|---------------|---------------|
| FDTLOC | FUNC | OBJ | Description | Original Budget | Revised Budget | FYTD Activity | FYTD % | FY Activity | FY Activity | FY Activity |
| 10E | 4123 | ---- | | 67,300.00 | 47,125.00 | 30,344.24 | 64.39 | 64,666.69 | 39,148.18 | 29,418.10 |
| | | | | ===== | ===== | ===== | ===== | ===== | ===== | ===== |
| 10E010 | 4124 | 3010 | 1:1 AIDES/CONTRACTED STAFF | 1,000.00 | 20,000.00 | 18,340.56 | 91.70 | 0.00 | 37,041.02 | 33,299.73 |
| 10E010 | 4124 | 3080 | AUDIOLOGICAL EVALUATIONS | 500.00 | 500.00 | 437.34 | 87.47 | 0.00 | 270.00 | 0.00 |
| | | | | ===== | ===== | ===== | ===== | ===== | ===== | ===== |
| 10E | 4124 | ---- | | 1,500.00 | 20,500.00 | 18,777.90 | 91.60 | 0.00 | 37,311.02 | 33,299.73 |
| | | | | ===== | ===== | ===== | ===== | ===== | ===== | ===== |
| 10E010 | 4125 | 6790 | PUBLIC FACILITY PROGRAM | 100.00 | 100.00 | 0.00 | 0.00 | 0.00 | 123,241.98 | 135,365.56 |
| | | | | ===== | ===== | ===== | ===== | ===== | ===== | ===== |
| 10E | 4125 | ---- | | 100.00 | 100.00 | 0.00 | 0.00 | 0.00 | 123,241.98 | 135,365.56 |
| | | | | ===== | ===== | ===== | ===== | ===== | ===== | ===== |
| 10E010 | 4220 | 6780 | PRIVATE FACILITY TUITION | 350,000.00 | 500,000.00 | 471,202.09 | 94.24 | 341,255.55 | 358,827.30 | 188,159.31 |
| 10E010 | 4220 | 6781 | RESIDENTIAL TUITION | 160,000.00 | 350,000.00 | 302,125.97 | 86.32 | 157,710.43 | 0.00 | 0.00 |
| | | | | ===== | ===== | ===== | ===== | ===== | ===== | ===== |
| 10E | 4220 | ---- | | 510,000.00 | 850,000.00 | 773,328.06 | 90.98 | 498,965.98 | 358,827.30 | 188,159.31 |
| | | | | ===== | ===== | ===== | ===== | ===== | ===== | ===== |
| | | | | ===== | ===== | ===== | ===== | ===== | ===== | ===== |
| 10E | ---- | ---- | | 19,571,332.00 | 20,330,038.50 | 15,948,288.69 | 78.45 | 19,723,810.12 | 16,903,550.75 | 14,544,688.52 |
| | | | | ===== | ===== | ===== | ===== | ===== | ===== | ===== |

| | | | Account Level | 2024-25 | 2024-25 | 2024-25 | 2024-25 | 2023-24 | 2022-23 | 2021-22 |
|--------|------|------|--------------------------------|-----------------|----------------|---------------|---------|--------------|-------------|-------------|
| FDTLOC | FUNC | OBJ | Description | Original Budget | Revised Budget | FYTD Activity | FYTD % | FY Activity | FY Activity | FY Activity |
| 20E030 | 2540 | 3200 | BUILDING SERVICES | 1,064,225.00 | 1,019,882.00 | 798,074.64 | 78.25 | 1,013,548.08 | 971,967.84 | 944,238.21 |
| 20E030 | 2540 | 3220 | BUILDING SERVICES OVERTIME | 20,000.00 | 15,000.00 | 8,354.00 | 55.69 | 15,925.00 | 0.00 | 0.00 |
| 20E031 | 2540 | 4100 | SUPPLIES NON-CUSTODIAL | 500.00 | 500.00 | 0.00 | 0.00 | 0.00 | 300.34 | 439.33 |
| | | | | | | | | | | |
| 20E | 2540 | ---- | | 1,084,725.00 | 1,035,382.00 | 806,428.64 | 77.89 | 1,029,473.08 | 972,268.18 | 944,677.54 |
| | | | | ===== | ===== | ===== | ===== | ===== | ===== | ===== |
| 20E031 | 2541 | 1110 | SALARIES-O&M DIRECTOR | 93,364.00 | 93,364.00 | 82,591.39 | 88.46 | 89,773.00 | 82,547.27 | 66,075.59 |
| 20E031 | 2541 | 1130 | SALARIES-O&M ADMINISTRATOR | 47,855.00 | 47,855.00 | 42,330.58 | 88.46 | 45,143.54 | 43,407.22 | 41,340.00 |
| 20E031 | 2541 | 2010 | THIS-O&M ADMINISTRATOR | 525.00 | 525.00 | 418.60 | 79.73 | 446.42 | 478.79 | 422.60 |
| 20E031 | 2541 | 2100 | NEC-O&M ADMINISTRATOR | 350.00 | 350.00 | 269.79 | 77.08 | 287.82 | 308.56 | 263.38 |
| 20E031 | 2541 | 2110 | TRS-O&M ADMINISTRATOR | 4,995.00 | 4,995.00 | 4,186.46 | 83.81 | 4,464.72 | 4,788.47 | 4,088.50 |
| 20E031 | 2541 | 2220 | MED/LIFE INS-O&M ADMIN & DIR | 55,000.00 | 55,000.00 | 48,905.01 | 88.92 | 49,424.64 | 45,908.40 | 35,148.70 |
| 20E031 | 2541 | 2240 | ETHIS - O&M ADMIN | 500.00 | 500.00 | 428.03 | 85.61 | 456.30 | 475.75 | 413.85 |
| | | | | | | | | | | |
| 20E | 2541 | ---- | | 202,589.00 | 202,589.00 | 179,129.86 | 88.42 | 189,996.44 | 177,914.46 | 147,752.62 |
| | | | | ===== | ===== | ===== | ===== | ===== | ===== | ===== |
| 20E031 | 2542 | 1010 | SALARIES-CLERICAL O&M | 25,922.00 | 22,500.00 | 15,119.28 | 67.20 | 16,515.47 | 18,714.94 | 23,622.27 |
| 20E031 | 2542 | 1360 | SALARIES-O&M SUMMER HELP | 40,000.00 | 40,000.00 | 20,531.24 | 51.33 | 29,688.33 | 20,283.30 | 26,556.59 |
| 20E031 | 2542 | 2220 | MEDICAL/LIFE INS-O&M CLERICAL | 6,000.00 | 6,000.00 | 4,586.39 | 76.44 | 4,368.48 | 3,887.81 | 2,490.58 |
| 20E031 | 2542 | 3120 | PROF DEVELOPMENT-O&M DIRECTOR | 1,500.00 | 1,500.00 | 100.00 | 6.67 | 305.00 | 380.00 | 651.18 |
| 20E031 | 2542 | 3200 | SERVICES-O&M MAINTEN-GARBAGE | 35,000.00 | 35,000.00 | 19,737.36 | 56.39 | 33,123.93 | 34,056.54 | 30,386.37 |
| 20E002 | 2542 | 3230 | SERVICES-O&M MAINTENANCE/MES | 30,000.00 | 30,000.00 | 55,729.65 | 185.77 | 86,662.18 | 70,733.90 | 85,590.48 |
| 20E003 | 2542 | 3230 | SERVICES-O&M MAINTENANCE/MIS | 10,000.00 | 10,000.00 | 19,396.18 | 193.96 | 21,777.08 | 16,476.38 | 37,978.51 |
| 20E004 | 2542 | 3230 | SERVICES-O&M MAINTENANCE/MJH | 20,000.00 | 20,000.00 | 30,272.48 | 151.36 | 62,994.90 | 24,288.11 | 52,370.70 |
| 20E031 | 2542 | 3230 | SERVICES-REPAIR REPLACEMENT O& | 5,000.00 | 5,000.00 | 2,721.71 | 54.43 | 6,152.19 | 7,636.96 | 3,313.47 |
| 20E030 | 2542 | 3400 | DISTRICT TELEPHONES/WIRELESS S | 20,000.00 | 20,000.00 | 7,475.09 | 37.38 | 14,316.39 | 14,290.65 | 15,608.53 |
| 20E031 | 2542 | 3700 | UTILITIES-WATER & SEWER | 50,000.00 | 50,000.00 | 35,599.21 | 71.20 | 39,952.21 | 46,616.90 | 41,022.70 |
| 20E002 | 2542 | 4100 | REPAIR/REPLACEMENT O&M/MES | 10,000.00 | 10,000.00 | 4,973.70 | 49.74 | 9,000.88 | 3,798.34 | 5,227.26 |
| 20E003 | 2542 | 4100 | REPAIR/REPLACEMENT O&M/MIS | 4,000.00 | 4,000.00 | 760.21 | 19.01 | 3,297.14 | 682.33 | 3,826.80 |
| 20E004 | 2542 | 4100 | REPAIR/REPLACEMENT O&M/MJH | 6,000.00 | 6,000.00 | 1,845.70 | 30.76 | 6,455.78 | 3,380.48 | 4,450.95 |
| 20E031 | 2542 | 4100 | O&M REPAIR & REPLACEMENT | 5,000.00 | 5,000.00 | 737.11 | 14.74 | 4,978.99 | 3,819.93 | 2,634.98 |
| 20E002 | 2542 | 4110 | SUPPLIES-O&M MAINTENANCE/MES | 10,000.00 | 10,000.00 | 10,814.63 | 108.15 | 11,623.59 | 10,432.82 | 8,456.05 |
| 20E003 | 2542 | 4110 | SUPPLIES-O&M MAINTENANCE/MIS | 5,000.00 | 5,000.00 | 4,395.81 | 87.92 | 2,113.86 | 4,240.96 | 6,301.88 |
| 20E004 | 2542 | 4110 | SUPPLIES-O&M MAINTENANCE/MJH | 7,500.00 | 7,500.00 | 2,520.07 | 33.60 | 6,613.35 | 9,544.19 | 10,053.14 |
| 20E031 | 2542 | 4110 | SUPPLIES-O&M MAINTENANCE | 10,000.00 | 10,000.00 | 3,050.06 | 30.50 | 7,763.88 | 22,785.02 | 17,530.80 |
| 20E031 | 2542 | 4120 | SUPPLIES-O&M CUSTODIAL | 55,000.00 | 55,000.00 | 43,224.51 | 78.59 | 52,489.11 | 42,426.40 | 53,439.63 |
| 20E031 | 2542 | 4130 | DOORS/WINDOWS REPAIR/REPLACE | 0.00 | 0.00 | 0.00 | 0.00 | 13.00 | 1,130.83 | 4,419.66 |
| 20E030 | 2542 | 4600 | DISTRICT HEATING/GAS | 90,000.00 | 90,000.00 | 75,256.89 | 83.62 | 70,439.99 | 92,975.52 | 83,221.36 |
| 20E030 | 2542 | 4660 | DISTRICT BLDG ELECTRIC | 400,000.00 | 450,000.00 | 418,631.98 | 93.03 | 590,200.44 | 295,373.40 | 453,527.29 |
| 20E030 | 2542 | 4700 | BUILDING SOFTWARE | 5,000.00 | 3,200.00 | 3,104.76 | 97.02 | 2,923.25 | 5,951.00 | 1,486.79 |

| | | | Account Level | 2024-25 | 2024-25 | 2024-25 | 2024-25 | 2023-24 | 2022-23 | 2021-22 |
|--------|------|------|--------------------------------|-----------------|----------------|---------------|---------|--------------|--------------|--------------|
| FDTLOC | FUNC | OBJ | Description | Original Budget | Revised Budget | FYTD Activity | FYTD % | FY Activity | FY Activity | FY Activity |
| 20E003 | 2542 | 5500 | BUILDING EQUIPMENT/MIS | 0.00 | 0.00 | 0.00 | 0.00 | 0.00 | 6,195.36 | 0.00 |
| 20E004 | 2542 | 5500 | BUILDING EQUIPMENT/MJH | 0.00 | 7,150.00 | 7,147.92 | 99.97 | 0.00 | 0.00 | 0.00 |
| 20E002 | 2542 | 7000 | NON-CAPT EQUIP-REPLACE BLDG EQ | 10,000.00 | 1,550.00 | 1,511.13 | 97.49 | 2,527.28 | 15,548.15 | 1,500.00 |
| 20E003 | 2542 | 7000 | NON-CAPT EQUIP-REPLACE BLDG EQ | 3,000.00 | 100.00 | 0.00 | 0.00 | 508.18 | 1,784.88 | 1,500.00 |
| 20E004 | 2542 | 7000 | NON-CAPT EQUIP-REPLACE BLDG EQ | 5,000.00 | 5,000.00 | 2,952.50 | 59.05 | 0.00 | 3,108.67 | 0.00 |
| 20E030 | 2542 | 7000 | DIST OPER-NON-CAPITAL EQUIP | 0.00 | 5,000.00 | 3,173.40 | 63.47 | 0.00 | 0.00 | 0.00 |
| | | | | | | | | | | |
| 20E | 2542 | ---- | | 868,922.00 | 914,500.00 | 795,368.97 | 86.97 | 1,086,804.88 | 780,543.77 | 977,167.97 |
| | | | | ===== | ===== | ===== | ===== | ===== | ===== | ===== |
| 20E031 | 2543 | 3190 | CONTRACT SECURITY | 4,000.00 | 4,000.00 | 2,409.75 | 60.24 | 3,213.00 | 3,125.28 | 3,790.76 |
| 20E031 | 2543 | 3200 | GROUNDS MAINTENANCE SERVICES | 40,000.00 | 40,000.00 | 36,420.44 | 91.05 | 37,786.47 | 39,516.23 | 23,870.99 |
| 20E031 | 2543 | 4100 | GROUNDS MAINTENANCE SUPPLIES | 5,000.00 | 5,000.00 | 4,575.97 | 91.52 | 3,532.87 | 1,786.12 | 4,183.35 |
| 20E031 | 2543 | 5500 | GROUNDS - CAPITAL EQUIPMENT | 0.00 | 0.00 | 0.00 | 0.00 | 0.00 | 5,000.19 | 0.00 |
| 20E031 | 2543 | 7000 | NON-CAPT EQUIP-O&M GROUNDS | 5,000.00 | 6,600.00 | 6,561.79 | 99.42 | 581.33 | 0.00 | 4,750.00 |
| | | | | | | | | | | |
| 20E | 2543 | ---- | | 54,000.00 | 55,600.00 | 49,967.95 | 89.87 | 45,113.67 | 49,427.82 | 36,595.10 |
| | | | | ===== | ===== | ===== | ===== | ===== | ===== | ===== |
| 20E031 | 2545 | 4100 | ALL VEHICLES PARTS & GAS | 6,000.00 | 6,000.00 | 4,485.22 | 74.75 | 5,220.87 | 533.69 | 6,609.88 |
| | | | | | | | | | | |
| 20E | 2545 | ---- | | 6,000.00 | 6,000.00 | 4,485.22 | 74.75 | 5,220.87 | 533.69 | 6,609.88 |
| | | | | ===== | ===== | ===== | ===== | ===== | ===== | ===== |
| 20E027 | 2546 | 4700 | SECURITY SOFTWARE | 0.00 | 0.00 | 0.00 | 0.00 | 0.00 | 971.10 | 0.00 |
| 20E002 | 2546 | 5500 | SECURITY SYSTEM/MES | 0.00 | 0.00 | 0.00 | 0.00 | 0.00 | 0.00 | 9,830.64 |
| 20E003 | 2546 | 5500 | SECURITY SYSTEM/MIS | 0.00 | 0.00 | 0.00 | 0.00 | 0.00 | 0.00 | 3,932.26 |
| 20E004 | 2546 | 5500 | SECURITY SYSTEM/MJH | 0.00 | 0.00 | 0.00 | 0.00 | 0.00 | 0.00 | 5,898.38 |
| | | | | | | | | | | |
| 20E | 2546 | ---- | | 0.00 | 0.00 | 0.00 | 0.00 | 0.00 | 971.10 | 19,661.28 |
| | | | | ===== | ===== | ===== | ===== | ===== | ===== | ===== |
| 20E010 | 4120 | 3090 | SP ED CO-OP BUILDING MAINTENAN | 85,000.00 | 85,000.00 | 85,353.19 | 100.42 | 46,781.78 | 58,308.88 | 48,066.56 |
| | | | | | | | | | | |
| 20E | 4120 | ---- | | 85,000.00 | 85,000.00 | 85,353.19 | 100.42 | 46,781.78 | 58,308.88 | 48,066.56 |
| | | | | ===== | ===== | ===== | ===== | ===== | ===== | ===== |
| | | | | | | | | | | |
| 20E | ---- | ---- | | 2,301,236.00 | 2,299,071.00 | 1,920,733.83 | 83.54 | 2,403,390.72 | 2,039,967.90 | 2,180,530.95 |
| | | | | ===== | ===== | ===== | ===== | ===== | ===== | ===== |

| | | | Account Level | 2024-25 | 2024-25 | 2024-25 | 2024-25 | 2023-24 | 2022-23 | 2021-22 |
|--------|------|------|--------------------------------|-----------------|----------------|---------------|---------|--------------|--------------|-------------|
| FDTLOC | FUNC | OBJ | Description | Original Budget | Revised Budget | FYTD Activity | FYTD % | FY Activity | FY Activity | FY Activity |
| 21E002 | 2530 | 3100 | ARCHITECT & ENGINEERING SVCS. | 35,000.00 | 75,000.00 | 57,828.31 | 77.10 | 36,240.57 | 0.00 | 0.00 |
| 21E003 | 2530 | 3100 | ARCHITECT & ENGINEERING SVCS. | 20,000.00 | 60,000.00 | 52,611.72 | 87.69 | 6,094.57 | 0.00 | 0.00 |
| 21E004 | 2530 | 3100 | ARCHITECT & ENGINEERING SVCS. | 60,000.00 | 25,000.00 | 5,073.60 | 20.29 | 118,104.90 | 0.00 | 0.00 |
| 21E031 | 2530 | 3100 | ARCHITECT & ENGINEERING SVCS. | 1,000.00 | 0.00 | 0.00 | 0.00 | 0.00 | 39,235.91 | 28,751.96 |
| 21E031 | 2530 | 5500 | EQUIP-ARCHITECT & ENGINEERING | 0.00 | 0.00 | 0.00 | 0.00 | 0.00 | 17,611.00 | 92,350.00 |
| | | | | | | | | | | |
| 21E | 2530 | ---- | | 116,000.00 | 160,000.00 | 115,513.63 | 72.20 | 160,440.04 | 56,846.91 | 121,101.96 |
| | | | | | | | | | | |
| 21E002 | 2531 | 5500 | BUILDING CONST/EQPT/MES | 625,000.00 | 600,000.00 | 212,406.65 | 35.40 | 1,341,217.47 | 1,152,702.26 | 244,288.57 |
| 21E003 | 2531 | 5500 | BUILDING CONST/EQPT/MIS | 375,000.00 | 225,000.00 | 94,707.81 | 42.09 | 55,318.00 | 13,500.00 | 34,714.79 |
| 21E004 | 2531 | 5500 | BUILDING CONST/EQPT/MJHS | 775,000.00 | 880,000.00 | 709,014.14 | 80.57 | 193,486.34 | 235,895.72 | 24,950.00 |
| 21E005 | 2531 | 5500 | BUILDING CONST/EQPT/DO | 0.00 | 0.00 | 0.00 | 0.00 | 0.00 | 31,500.00 | 0.00 |
| 21E002 | 2531 | 7000 | NON-CAPT EQUIP-BLDG CONST/MES | 0.00 | 0.00 | 0.00 | 0.00 | 0.00 | 0.00 | 106,583.00 |
| 21E003 | 2531 | 7000 | NON-CAPT EQUIP-BLDG CONST/MIS | 0.00 | 0.00 | 0.00 | 0.00 | 0.00 | 0.00 | 20,242.00 |
| 21E004 | 2531 | 7000 | NON-CAPT EQUIP-BLDG CONST/MJH | 0.00 | 0.00 | 0.00 | 0.00 | 0.00 | 0.00 | 10,300.00 |
| | | | | | | | | | | |
| 21E | 2531 | ---- | | 1,775,000.00 | 1,705,000.00 | 1,016,128.60 | 59.60 | 1,590,021.81 | 1,433,597.98 | 441,078.36 |
| | | | | | | | | | | |
| 21E002 | 2542 | 3100 | ROOF MAINTENANCE - MES | 10,000.00 | 6,500.00 | 6,140.00 | 94.46 | 0.00 | 0.00 | 0.00 |
| 21E003 | 2542 | 3100 | ROOF MAINTENANCE - MIS | 10,000.00 | 0.00 | 0.00 | 0.00 | 0.00 | 0.00 | 0.00 |
| 21E002 | 2542 | 3230 | SERVICES-O&M MAINTENANCE/MES | 150,000.00 | 175,000.00 | 147,688.64 | 84.39 | 194,291.88 | 170,958.92 | 25,678.45 |
| 21E003 | 2542 | 3230 | SERVICES-O&M MAINTENANCE/MIS | 90,000.00 | 50,000.00 | 32,021.01 | 64.04 | 26,417.39 | 59,590.71 | 79,154.48 |
| 21E004 | 2542 | 3230 | SERVICES-O&M MAINTENANCE/MJH | 100,000.00 | 50,000.00 | 24,951.13 | 49.90 | 43,026.78 | 56,603.47 | 26,227.11 |
| 21E031 | 2542 | 3230 | SERVICES-O&M MAINTENANCE | 5,000.00 | 5,000.00 | 0.00 | 0.00 | 0.00 | 5,460.00 | 0.00 |
| 21E031 | 2542 | 4130 | DOORS/WINDOWS REPAIR/REPLACE | 0.00 | 0.00 | 0.00 | 0.00 | 0.00 | 10,510.16 | 0.00 |
| 21E002 | 2542 | 7000 | NON-CAPT EQUIP-REPLACE BLDG EQ | 0.00 | 1,452.00 | 1,451.89 | 99.99 | 0.00 | 0.00 | 0.00 |
| 21E003 | 2542 | 7000 | NON-CAPT EQUIP-REPLACE BLDG EQ | 0.00 | 1,452.00 | 1,451.89 | 99.99 | 0.00 | 0.00 | 0.00 |
| 21E004 | 2542 | 7000 | NON-CAPT EQUIP-REPLACE BLDG EQ | 0.00 | 4,356.00 | 4,355.67 | 99.99 | 0.00 | 0.00 | 0.00 |
| | | | | | | | | | | |
| 21E | 2542 | ---- | | 365,000.00 | 293,760.00 | 218,060.23 | 74.23 | 263,736.05 | 303,123.26 | 131,060.04 |
| | | | | | | | | | | |
| 21E002 | 2543 | 5400 | ASPHALT/CONCRETE SITE IMPV/MES | 600,000.00 | 389,500.00 | 389,312.31 | 99.95 | 0.00 | 140,776.51 | 0.00 |
| 21E003 | 2543 | 5400 | ASPHALT/CONCRETE SITE IMPV/MIS | 200,000.00 | 446,000.00 | 446,033.98 | 100.01 | 0.00 | 140,776.49 | 0.00 |
| 21E004 | 2543 | 5400 | ASPHALT/CONCRETE SITE IMPV/MJH | 0.00 | 0.00 | 0.00 | 0.00 | 46,603.00 | 638,855.25 | 0.11 |
| 21E004 | 2543 | 7000 | NON-CAPT EQUIP-SITE IMPR/MJH | 0.00 | 0.00 | 0.00 | 0.00 | 0.00 | 0.00 | 16,144.00 |
| | | | | | | | | | | |
| 21E | 2543 | ---- | | 800,000.00 | 835,500.00 | 835,346.29 | 99.98 | 46,603.00 | 920,408.25 | 16,144.11 |
| | | | | | | | | | | |
| 21E005 | 2546 | 3200 | SECURITY - CYBER SECURITY | 50,000.00 | 50,000.00 | 18.45 | 0.04 | 36,377.58 | 9,245.90 | 9,209.00 |
| 21E002 | 2546 | 4100 | SECURITY SUPPLIES - MES | 2,000.00 | 6,000.00 | 7,293.87 | 121.56 | 0.00 | 332.10 | 1,244.25 |

| Account Level | | | | 2024-25 | 2024-25 | 2024-25 | 2024-25 | 2023-24 | 2022-23 | 2021-22 |
|---------------|------|------|--------------------------------|-----------------|----------------|---------------|---------|--------------|--------------|-------------|
| FDTLOC | FUNC | OBJ | Description | Original Budget | Revised Budget | FYTD Activity | FYTD % | FY Activity | FY Activity | FY Activity |
| 21E003 | 2546 | 4100 | SECURITY SUPPLIES - MIS | 800.00 | 800.00 | 73.80 | 9.23 | 0.00 | 147.60 | 553.00 |
| 21E004 | 2546 | 4100 | SECURITY SUPPLIES - MJH | 1,200.00 | 1,200.00 | 110.70 | 9.23 | 0.00 | 221.40 | 967.75 |
| 21E002 | 2546 | 4700 | SECURITY SOFTWARE - MES | 10,373.00 | 40,000.00 | 18,189.75 | 45.47 | 20,936.55 | 10,372.47 | 0.00 |
| 21E003 | 2546 | 4700 | SECURITY SOFTWARE - MIS | 5,763.00 | 15,000.00 | 7,275.90 | 48.51 | 10,515.27 | 5,762.48 | 0.00 |
| 21E004 | 2546 | 4700 | SECURITY SOFTWARE - MJH | 10,085.00 | 22,000.00 | 10,913.85 | 49.61 | 18,401.72 | 10,084.35 | 0.00 |
| 21E005 | 2546 | 4700 | SECURITY SOFTWARE | 5,000.00 | 5,000.00 | 0.00 | 0.00 | 2,722.80 | 2,905.62 | 0.00 |
| 21E002 | 2546 | 5500 | SECURITY SYSTEM/MES | 0.00 | 77,000.00 | 0.00 | 0.00 | 0.00 | 37,495.58 | 0.00 |
| 21E002 | 2546 | 7000 | NON-CAPT - SECURITY SYSTEM/MES | 30,000.00 | 30,000.00 | 3,588.25 | 11.96 | 9,156.50 | 0.00 | 0.00 |
| 21E003 | 2546 | 7000 | NON-CAPT - SECURITY SYSTEM/MIS | 10,000.00 | 10,000.00 | 4,011.14 | 40.11 | 4,075.13 | 2,360.10 | 0.00 |
| 21E004 | 2546 | 7000 | NON-CAPT - SECURITY SYSTEM/MJH | 20,000.00 | 20,000.00 | 1,161.75 | 5.81 | 6,112.70 | 2,364.32 | 0.00 |
| | | | | | | | | | | |
| 21E | 2546 | ---- | | 145,221.00 | 277,000.00 | 52,637.46 | 19.00 | 108,298.25 | 81,291.92 | 11,974.00 |
| | | | | ===== | ===== | ===== | ===== | ===== | ===== | ===== |
| | | | | | | | | | | |
| 21E | ---- | ---- | | 3,201,221.00 | 3,271,260.00 | 2,237,686.21 | 68.40 | 2,169,099.15 | 2,795,268.32 | 721,358.47 |
| | | | | ===== | ===== | ===== | ===== | ===== | ===== | ===== |

| Account Level | | | | 2024-25 | 2024-25 | 2024-25 | 2024-25 | 2023-24 | 2022-23 | 2021-22 |
|---------------|------|------|-------------------------------|-----------------|----------------|---------------|---------|-------------|-------------|-------------|
| FDTLOC | FUNC | OBJ | Description | Original Budget | Revised Budget | FYTD Activity | FYTD % | FY Activity | FY Activity | FY Activity |
| 30E030 | 5110 | 6100 | PAYMENT OF WORKING CASH NOTE | 244,500.00 | 244,500.00 | 244,500.00 | 100.00 | 0.00 | 0.00 | 0.00 |
| 30E030 | 5110 | 6231 | INTEREST - 2024 G.O. BOND | 1,074.00 | 1,074.00 | 1,073.40 | 99.94 | 0.00 | 0.00 | 0.00 |
| 30E 5110 ---- | | | | 245,574.00 | 245,574.00 | 245,573.40 | 100.00 | 0.00 | 0.00 | 0.00 |
| | | | | ===== | ===== | ===== | ===== | ===== | ===== | ===== |
| 30E030 | 5200 | 6900 | BONDS SERVICE CHARGES | 0.00 | 0.00 | 0.00 | 0.00 | 0.00 | 11,000.00 | 0.00 |
| 30E 5200 ---- | | | | 0.00 | 0.00 | 0.00 | 0.00 | 0.00 | 11,000.00 | 0.00 |
| | | | | ===== | ===== | ===== | ===== | ===== | ===== | ===== |
| 30E030 | 5220 | 3170 | BOND SERVICES | 0.00 | 0.00 | 0.00 | 0.00 | 0.00 | 0.00 | 2,000.00 |
| 30E030 | 5220 | 6130 | PRINCIPAL-2016A&B BOND SERIES | 345,000.00 | 345,000.00 | 345,000.00 | 100.00 | 335,000.00 | 330,000.00 | 320,000.00 |
| 30E030 | 5220 | 6230 | INTEREST-2016A&B BOND SERIES | 200,575.00 | 200,575.00 | 102,875.00 | 51.29 | 210,775.00 | 220,750.00 | 230,500.00 |
| 30E 5220 ---- | | | | 545,575.00 | 545,575.00 | 447,875.00 | 82.09 | 545,775.00 | 550,750.00 | 552,500.00 |
| | | | | ===== | ===== | ===== | ===== | ===== | ===== | ===== |
| 30E030 | 5400 | 3170 | BOND SERVICES | 7,750.00 | 7,750.00 | 7,750.00 | 100.00 | 2,000.00 | 2,000.00 | 0.00 |
| 30E 5400 ---- | | | | 7,750.00 | 7,750.00 | 7,750.00 | 100.00 | 2,000.00 | 2,000.00 | 0.00 |
| | | | | ===== | ===== | ===== | ===== | ===== | ===== | ===== |
| 30E ---- ---- | | | | 798,899.00 | 798,899.00 | 701,198.40 | 87.77 | 547,775.00 | 563,750.00 | 552,500.00 |
| | | | | ===== | ===== | ===== | ===== | ===== | ===== | ===== |

| | | | Account Level | 2024-25 | 2024-25 | 2024-25 | 2024-25 | 2023-24 | 2022-23 | 2021-22 |
|--------|------|------|--------------------------------|-----------------|----------------|---------------|---------|-------------|-------------|-------------|
| FDTLOC | FUNC | OBJ | Description | Original Budget | Revised Budget | FYTD Activity | FYTD % | FY Activity | FY Activity | FY Activity |
| 40E032 | 2550 | 1110 | SALARIES-TRANSPORTATION COORD. | 75,000.00 | 75,000.00 | 58,138.04 | 77.52 | 60,641.46 | 57,594.82 | 36,744.45 |
| 40E032 | 2550 | 1130 | SALARIES-TRANSPORTATION ADMIN | 47,853.00 | 47,853.00 | 42,330.81 | 88.46 | 45,143.54 | 43,407.22 | 41,340.25 |
| 40E032 | 2550 | 2010 | THIS-TRANSPORTATION ADMIN | 525.00 | 525.00 | 418.60 | 79.73 | 446.42 | 478.79 | 422.82 |
| 40E032 | 2550 | 2100 | NEC-TRANSPORTATION ADMIN | 350.00 | 350.00 | 269.79 | 77.08 | 287.82 | 308.79 | 263.64 |
| 40E032 | 2550 | 2110 | TRS-TRANSPORTATION ADMIN | 5,010.00 | 5,010.00 | 4,186.69 | 83.57 | 4,464.72 | 4,788.21 | 4,088.50 |
| 40E032 | 2550 | 2220 | MEDICAL/LF INS-ADM,COOR-TRANS | 25,000.00 | 25,000.00 | 21,890.61 | 87.56 | 22,387.44 | 21,250.60 | 10,953.56 |
| 40E032 | 2550 | 2240 | ETHIS-TRANSPORTATION ADMIN | 525.00 | 525.00 | 428.03 | 81.53 | 456.56 | 475.78 | 414.10 |
| 40E032 | 2550 | 3100 | DRIVERS ANNUAL PHYSICALS | 3,500.00 | 3,500.00 | 1,487.85 | 42.51 | 1,831.00 | 2,601.00 | 3,124.00 |
| 40E032 | 2550 | 3101 | LABOR & INSTALLATION | 100.00 | 100.00 | 0.00 | 0.00 | 32,712.50 | 3,134.94 | 1,800.00 |
| 40E032 | 2550 | 3190 | BUS SAFETY INSPECTIONS | 1,000.00 | 1,750.00 | 1,399.05 | 79.95 | 880.00 | 540.00 | 670.58 |
| 40E032 | 2550 | 3310 | SERVICES-TRANSPORTATION | 12,500.00 | 10,000.00 | 9,067.05 | 90.67 | 11,950.36 | 9,079.70 | 11,359.92 |
| 40E011 | 2550 | 3390 | TRANSPORTATION - TITLE I | 100.00 | 1,300.00 | 0.00 | 0.00 | 0.00 | 0.00 | 0.00 |
| 40E032 | 2550 | 3390 | SPECIAL SERVICES-TRANSPORTATIO | 1,000.00 | 100.00 | 0.00 | 0.00 | 125.00 | 607.72 | 687.00 |
| 40E032 | 2550 | 4100 | SUPPLIES-TRANSPORTATION NON-BU | 20,000.00 | 20,000.00 | 2,789.96 | 13.95 | 5,904.48 | 16,565.28 | 24,532.42 |
| 40E032 | 2550 | 4120 | MAINTENANCE PARTS-TRANSPORTATI | 20,000.00 | 20,000.00 | 18,801.64 | 94.01 | 15,650.80 | 23,480.53 | 10,215.36 |
| 40E011 | 2550 | 4640 | SUPPLIES (GAS) - TITLE I | 100.00 | 2,457.00 | 1,615.00 | 65.73 | 1,497.00 | 0.00 | 0.00 |
| 40E032 | 2550 | 4640 | SUPPLIES-TRANSPORTATION/GAS | 80,000.00 | 80,000.00 | 60,109.39 | 75.14 | 82,543.04 | 71,506.46 | 55,981.01 |
| 40E032 | 2550 | 4700 | BUS ROUTING SOFTWARE | 5,000.00 | 5,000.00 | 2,625.00 | 52.50 | 2,500.00 | 7,450.00 | 0.00 |
| 40E032 | 2550 | 5500 | MFSAB/DISTRICT TRUCK | 0.00 | 0.00 | 0.00 | 0.00 | 0.00 | 51,394.24 | 0.00 |
| 40E032 | 2550 | 5501 | EQUIPMENT - CAPT. | 100.00 | 27,300.00 | 27,300.00 | 100.00 | 0.00 | 0.00 | 0.00 |
| 40E032 | 2550 | 5502 | BUSES | 250,000.00 | 250,000.00 | 247,090.00 | 98.84 | 529,492.00 | 0.00 | 0.00 |
| 40E032 | 2550 | 7000 | NON-CAPITAL -EQUIP - TRANSPORT | 2,500.00 | 5,000.00 | 4,356.46 | 87.13 | 3,300.00 | 0.00 | 26,340.00 |
| | | | | <hr/> | <hr/> | <hr/> | <hr/> | <hr/> | <hr/> | <hr/> |
| 40E | 2550 | ---- | | 550,163.00 | 580,770.00 | 504,303.97 | 86.83 | 822,214.14 | 314,664.08 | 228,937.61 |
| | | | | ===== | ===== | ===== | ===== | ===== | ===== | ===== |
| 40E032 | 2551 | 1010 | SALARIES-TRANSPORTATION CLERIC | 25,000.00 | 22,000.00 | 15,119.28 | 68.72 | 16,515.21 | 18,715.10 | 23,622.01 |
| 40E032 | 2551 | 1050 | SALARIES - BUS MONITORS CERT | 0.00 | 1,000.00 | 247.50 | 24.75 | 0.00 | 0.00 | 0.00 |
| 40E032 | 2551 | 1060 | SALARIES -BUS MONITORS-NONCERT | 0.00 | 1,000.00 | 133.73 | 13.37 | 0.00 | 0.00 | 0.00 |
| 40E032 | 2551 | 1070 | SALARIES-TRANSPORTATION BUS DR | 325,000.00 | 325,000.00 | 233,855.79 | 71.96 | 291,078.64 | 243,345.18 | 237,186.26 |
| 40E017 | 2551 | 1150 | SALARIES - BUS DRIVER- ESSER 2 | 0.00 | 0.00 | 0.00 | 0.00 | 0.00 | 0.00 | 2,532.50 |
| 40E032 | 2551 | 2100 | | 0.00 | 0.00 | 1.43 | 0.00 | 0.00 | 0.00 | 0.00 |
| 40E032 | 2551 | 2220 | MEDICAL/LF INS-TRANS CLERICAL | 45,000.00 | 45,000.00 | 46,148.64 | 102.55 | 24,742.79 | 26,392.34 | 2,524.96 |
| 40E032 | 2551 | 2240 | | 0.00 | 0.00 | 1.66 | 0.00 | 0.00 | 0.00 | 0.00 |
| 40E032 | 2551 | 3120 | PROFESSIONAL DEV - TRANSPORT | 2,500.00 | 2,500.00 | 250.04 | 10.00 | 606.36 | 251.48 | 574.47 |
| 40E032 | 2551 | 6500 | IMRF ACCELERATED PAYMENT | 0.00 | 0.00 | 0.00 | 0.00 | 0.00 | 11,387.43 | 0.00 |
| | | | | <hr/> | <hr/> | <hr/> | <hr/> | <hr/> | <hr/> | <hr/> |
| 40E | 2551 | ---- | | 397,500.00 | 396,500.00 | 295,758.07 | 74.59 | 332,943.00 | 300,091.53 | 266,440.20 |
| | | | | ===== | ===== | ===== | ===== | ===== | ===== | ===== |
| 40E032 | 2552 | 3250 | BUS LEASING | 118,662.00 | 118,662.00 | 118,662.34 | 100.00 | 104,181.34 | 123,786.00 | 104,181.34 |
| | | | | <hr/> | <hr/> | <hr/> | <hr/> | <hr/> | <hr/> | <hr/> |

| Account Level | | | | 2024-25 | 2024-25 | 2024-25 | 2024-25 | 2023-24 | 2022-23 | 2021-22 |
|---------------|------|------|-------------------------------|-----------------|----------------|---------------|---------|--------------|--------------|-------------|
| FDTLOC | FUNC | OBJ | Description | Original Budget | Revised Budget | FYTD Activity | FYTD % | FY Activity | FY Activity | FY Activity |
| 40E | 2552 | ---- | | 118,662.00 | 118,662.00 | 118,662.34 | 100.00 | 104,181.34 | 123,786.00 | 104,181.34 |
| | | | | ===== | ===== | ===== | ===== | ===== | ===== | ===== |
| 40E010 | 2559 | 3310 | SP ED CONTRACT TRANSPORTATION | 300,000.00 | 400,000.00 | 309,992.22 | 77.50 | 438,730.64 | 361,598.32 | 320,497.62 |
| | | | | ===== | ===== | ===== | ===== | ===== | ===== | ===== |
| 40E | 2559 | ---- | | 300,000.00 | 400,000.00 | 309,992.22 | 77.50 | 438,730.64 | 361,598.32 | 320,497.62 |
| | | | | ===== | ===== | ===== | ===== | ===== | ===== | ===== |
| 40E010 | 4124 | 3100 | BUS MONITORS | 35,000.00 | 60,000.00 | 52,059.73 | 86.77 | 16,066.06 | 25,203.87 | 55,311.90 |
| | | | | ===== | ===== | ===== | ===== | ===== | ===== | ===== |
| 40E | 4124 | ---- | | 35,000.00 | 60,000.00 | 52,059.73 | 86.77 | 16,066.06 | 25,203.87 | 55,311.90 |
| | | | | ===== | ===== | ===== | ===== | ===== | ===== | ===== |
| | | | | ===== | ===== | ===== | ===== | ===== | ===== | ===== |
| 40E | ---- | ---- | | 1,401,325.00 | 1,555,932.00 | 1,280,776.33 | 82.32 | 1,714,135.18 | 1,125,343.80 | 975,368.67 |
| | | | | ===== | ===== | ===== | ===== | ===== | ===== | ===== |

| | | | Account Level | 2024-25 | 2024-25 | 2024-25 | 2024-25 | 2023-24 | 2022-23 | 2021-22 |
|--------|------|------|--------------------------------|-----------------|----------------|---------------|---------|-------------|-------------|-------------|
| FDTLOC | FUNC | OBJ | Description | Original Budget | Revised Budget | FYTD Activity | FYTD % | FY Activity | FY Activity | FY Activity |
| 50E002 | 1101 | 2120 | IMRF/MES - SCHEDULE B | 10.00 | 10.00 | 0.00 | 0.00 | 0.00 | 0.00 | 0.00 |
| 50E003 | 1101 | 2120 | IMRF/MIS - SCHEDULE B | 50.00 | 50.00 | 0.00 | 0.00 | 18.03 | 15.81 | 0.00 |
| 50E004 | 1101 | 2120 | IMRF/MJH - SCHEDULE B | 0.00 | 0.00 | 2.69 | 0.00 | 0.00 | 0.00 | 0.00 |
| 50E002 | 1101 | 2130 | FICA/MES - SCHEDULE B | 10.00 | 10.00 | 0.00 | 0.00 | 0.00 | 0.00 | 0.00 |
| 50E003 | 1101 | 2130 | FICA/MIS - SCHEDULE B | 30.00 | 30.00 | 0.00 | 0.00 | 507.55 | 9.08 | 0.00 |
| 50E004 | 1101 | 2130 | FICA/MJH - SCHEDULE B | 0.00 | 0.00 | 1.71 | 0.00 | 0.00 | 0.00 | 0.00 |
| 50E002 | 1101 | 2140 | MEDICARE/MES-TEACHERS | 30,583.00 | 25,500.00 | 21,718.70 | 85.17 | 31,171.44 | 28,136.27 | 24,116.15 |
| 50E003 | 1101 | 2140 | MEDICARE/MIS-TEACHERS | 16,513.00 | 14,500.00 | 11,790.58 | 81.31 | 16,287.75 | 15,462.51 | 13,737.01 |
| 50E004 | 1101 | 2140 | MEDICARE/MJH - SCHEDULE B | 0.00 | 0.00 | 0.40 | 0.00 | 0.00 | 0.00 | 0.00 |
| | | | | | | | | | | |
| 50E | 1101 | ---- | | 47,196.00 | 40,100.00 | 33,514.08 | 83.58 | 47,984.77 | 43,623.67 | 37,853.16 |
| | | | | ===== | ===== | ===== | ===== | ===== | ===== | ===== |
| 50E004 | 1102 | 2120 | IMRF/MJH - SCHEDULE B | 440.00 | 440.00 | 115.35 | 26.22 | 0.00 | 4.68 | 147.52 |
| 50E004 | 1102 | 2130 | FICA/MJH - SCHEDULE B | 1,400.00 | 500.00 | 68.44 | 13.69 | 0.00 | 3.10 | 567.88 |
| 50E004 | 1102 | 2140 | MEDICARE-TEACHERS/MJH | 32,000.00 | 32,000.00 | 26,881.64 | 84.01 | 35,324.56 | 32,875.12 | 27,980.29 |
| | | | | | | | | | | |
| 50E | 1102 | ---- | | 33,840.00 | 32,940.00 | 27,065.43 | 82.17 | 35,324.56 | 32,882.90 | 28,695.69 |
| | | | | ===== | ===== | ===== | ===== | ===== | ===== | ===== |
| 50E002 | 1108 | 2120 | IMRF/MES - BLDG AIDES | 16,898.00 | 16,898.00 | 13,594.85 | 80.45 | 14,162.41 | 14,437.57 | 13,872.18 |
| 50E003 | 1108 | 2120 | IMRF/MIS - BLDG AIDES | 6,794.00 | 6,794.00 | 5,150.61 | 75.81 | 5,517.84 | 5,535.47 | 5,341.69 |
| 50E004 | 1108 | 2120 | IMRF/MJH - BLDG AIDES | 2,785.00 | 2,785.00 | 1,745.15 | 62.66 | 1,892.45 | 1,931.93 | 1,850.89 |
| 50E002 | 1108 | 2130 | FICA/MES - BLDG AIDES | 7,620.00 | 7,620.00 | 7,602.28 | 99.77 | 8,494.38 | 8,459.85 | 6,952.32 |
| 50E003 | 1108 | 2130 | FICA/MIS - BLDG AIDES | 3,063.00 | 3,500.00 | 3,618.51 | 103.39 | 3,993.54 | 3,753.24 | 2,956.06 |
| 50E004 | 1108 | 2130 | FICA/MJH - BLDG AIDES | 1,256.00 | 1,256.00 | 1,103.29 | 87.84 | 1,217.55 | 1,182.38 | 927.79 |
| 50E002 | 1108 | 2140 | MEDICARE/MES - BLDG AIDES | 1,783.00 | 1,783.00 | 1,777.92 | 99.72 | 1,986.68 | 1,978.79 | 1,626.04 |
| 50E003 | 1108 | 2140 | MEDICARE/MIS - BLDG AIDES | 717.00 | 800.00 | 846.28 | 105.79 | 934.00 | 877.83 | 691.48 |
| 50E004 | 1108 | 2140 | MEDICARE/MJH - BLDG AIDES | 294.00 | 294.00 | 258.03 | 87.77 | 284.75 | 276.47 | 216.96 |
| | | | | | | | | | | |
| 50E | 1108 | ---- | | 41,210.00 | 41,730.00 | 35,696.92 | 85.54 | 38,483.60 | 38,433.53 | 34,435.41 |
| | | | | ===== | ===== | ===== | ===== | ===== | ===== | ===== |
| 50E002 | 1109 | 2120 | IMRF/MES SUB AIDE, NURSE, AA | 400.00 | 10.00 | 1.25 | 12.50 | 121.85 | 279.54 | 301.09 |
| 50E003 | 1109 | 2120 | IMRF/MIS SUB AIDE, NURSE, AA | 50.00 | 10.00 | 0.00 | 0.00 | 51.48 | 0.00 | 0.00 |
| 50E004 | 1109 | 2120 | IMRF/MJH SUB AIDE, NURSE, AA | 50.00 | 10.00 | 0.00 | 0.00 | 0.00 | 0.00 | 0.00 |
| 50E002 | 1109 | 2130 | FICA/MES SUB AIDE, NURSE, AA | 1,000.00 | 3,000.00 | 2,865.10 | 95.50 | 4,772.55 | 2,950.09 | 1,112.29 |
| 50E003 | 1109 | 2130 | FICA/MIS SUB AIDE, NURSE, AA | 290.00 | 400.00 | 399.17 | 99.79 | 438.86 | 373.28 | 99.38 |
| 50E004 | 1109 | 2130 | FICA/MJH SUB AIDE, NURSE, AA | 100.00 | 1,500.00 | 1,217.28 | 81.15 | 506.65 | 377.61 | 84.14 |
| 50E002 | 1109 | 2140 | MEDICARE/MES SUB AIDE, NUR, AA | 515.00 | 750.00 | 690.13 | 92.02 | 1,122.94 | 691.00 | 260.03 |
| 50E003 | 1109 | 2140 | MEDICARE/MIS SUB AIDE, NUR, AA | 100.00 | 100.00 | 93.36 | 93.36 | 102.67 | 88.95 | 23.24 |
| 50E004 | 1109 | 2140 | MEDICARE/MJH SUB AIDE, NUR, AA | 250.00 | 325.00 | 288.80 | 88.86 | 122.04 | 88.35 | 21.56 |

| | | | Account Level | 2024-25 | 2024-25 | 2024-25 | 2024-25 | 2023-24 | 2022-23 | 2021-22 |
|--------|------|------|-------------------------------|-----------------|----------------|---------------|---------|-------------|-------------|-------------|
| FDTLOC | FUNC | OBJ | Description | Original Budget | Revised Budget | FYTD Activity | FYTD % | FY Activity | FY Activity | FY Activity |
| 50E | 1109 | ---- | | 2,755.00 | 6,105.00 | 5,555.09 | 90.99 | 7,239.04 | 4,848.82 | 1,901.73 |
| | | | | ===== | ===== | ===== | ===== | ===== | ===== | ===== |
| 50E002 | 1111 | 2120 | | 0.00 | 0.00 | 0.00 | 0.00 | 0.00 | 0.00 | 31.62 |
| 50E004 | 1111 | 2120 | | 0.00 | 0.00 | 0.00 | 0.00 | 0.00 | 231.92 | -425.99 |
| 50E002 | 1111 | 2130 | | 0.00 | 0.00 | 4.96 | 0.00 | 12.40 | 5.89 | 0.00 |
| 50E003 | 1111 | 2130 | | 0.00 | 0.00 | 1.24 | 0.00 | 2.48 | 8.15 | 0.00 |
| 50E004 | 1111 | 2130 | | 0.00 | 0.00 | 13.63 | 0.00 | 0.00 | 0.00 | 141.84 |
| 50E002 | 1111 | 2140 | MEDICARE/MES-SUB TEACHERS | 1,500.00 | 1,500.00 | 1,246.15 | 83.08 | 1,781.91 | 2,227.28 | 1,417.43 |
| 50E003 | 1111 | 2140 | MEDICARE/MIS-SUB TEACHERS | 500.00 | 750.00 | 756.41 | 100.85 | 773.57 | 736.72 | 498.17 |
| 50E004 | 1111 | 2140 | MEDICARE/MJH-SUB TEACHERS | 2,000.00 | 1,000.00 | 726.69 | 72.67 | 1,401.34 | 1,205.25 | 1,995.96 |
| | | | | ===== | ===== | ===== | ===== | ===== | ===== | ===== |
| 50E | 1111 | ---- | | 4,000.00 | 3,250.00 | 2,749.08 | 84.59 | 3,971.70 | 4,415.21 | 3,659.03 |
| | | | | ===== | ===== | ===== | ===== | ===== | ===== | ===== |
| 50E002 | 1125 | 2120 | IMRF/MES-PFA GRANT ES - PARA | 1,811.00 | 1,679.00 | 893.79 | 53.23 | 1,679.00 | 1,778.95 | 1,479.16 |
| 50E002 | 1125 | 2130 | FICA/MES-PFA/GRANT ES - PARA | 1,196.00 | 941.00 | 558.59 | 59.36 | 941.00 | 674.94 | 714.80 |
| 50E002 | 1125 | 2140 | MEDICARE/MES-PFA/GRANT ES | 258.00 | 218.00 | 130.66 | 59.94 | 218.00 | 229.03 | 616.74 |
| | | | | ===== | ===== | ===== | ===== | ===== | ===== | ===== |
| 50E | 1125 | ---- | | 3,265.00 | 2,838.00 | 1,583.04 | 55.78 | 2,838.00 | 2,682.92 | 2,810.70 |
| | | | | ===== | ===== | ===== | ===== | ===== | ===== | ===== |
| 50E002 | 1126 | 2120 | IMRF/MES ES/LOCAL - PARA | 2,500.00 | 3,000.00 | 3,142.17 | 104.74 | 4,112.50 | 5,422.36 | 2,311.51 |
| 50E002 | 1126 | 2130 | FICA/MES ES/LOCAL - PARA | 1,200.00 | 2,000.00 | 1,974.11 | 98.71 | 2,475.64 | 3,491.70 | 1,150.70 |
| 50E002 | 1126 | 2140 | MEDICARE/MES ES/LOCAL | 754.00 | 1,700.00 | 1,518.02 | 89.30 | 2,004.89 | 2,006.74 | 732.20 |
| | | | | ===== | ===== | ===== | ===== | ===== | ===== | ===== |
| 50E | 1126 | ---- | | 4,454.00 | 6,700.00 | 6,634.30 | 99.02 | 8,593.03 | 10,920.80 | 4,194.41 |
| | | | | ===== | ===== | ===== | ===== | ===== | ===== | ===== |
| 50E010 | 1200 | 2120 | IMRF-STUDENT SERVICES | 7,648.00 | 6,000.00 | 4,784.30 | 79.74 | 7,538.03 | 6,166.66 | 7,048.32 |
| 50E010 | 1200 | 2130 | FICA-STUDENT SERVICES | 3,448.00 | 3,448.00 | 3,127.61 | 90.71 | 4,836.09 | 3,720.20 | 3,511.46 |
| 50E010 | 1200 | 2140 | MEDICARE-STUDENT SERVICES | 2,682.00 | 5,000.00 | 4,624.58 | 92.49 | 3,107.55 | 2,589.62 | 2,489.14 |
| | | | | ===== | ===== | ===== | ===== | ===== | ===== | ===== |
| 50E | 1200 | ---- | | 13,778.00 | 14,448.00 | 12,536.49 | 86.77 | 15,481.67 | 12,476.48 | 13,048.92 |
| | | | | ===== | ===== | ===== | ===== | ===== | ===== | ===== |
| 50E002 | 1201 | 2120 | IMRF/MES-SI PARAPROFESSIONALS | 4,450.00 | 14,000.00 | 13,154.31 | 93.96 | 10,035.59 | 5,670.04 | 3,990.83 |
| 50E003 | 1201 | 2120 | IMRF/MIS-SI PARAPROFESSIONALS | 5,150.00 | 4,000.00 | 2,423.91 | 60.60 | 7,004.61 | 6,858.67 | 4,684.81 |
| 50E004 | 1201 | 2120 | IMRF/MJH-SI PARAPROFESSIONALS | 7,200.00 | 7,200.00 | 6,397.16 | 88.85 | 4,169.73 | 6,490.15 | 6,416.10 |
| 50E002 | 1201 | 2130 | FICA/MES-SI PARAPROFESSIONALS | 2,200.00 | 8,200.00 | 8,232.69 | 100.40 | 6,240.51 | 3,075.66 | 1,964.80 |
| 50E003 | 1201 | 2130 | FICA/MIS-SI PARAPROFESSIONALS | 2,650.00 | 2,000.00 | 1,500.68 | 75.03 | 4,404.12 | 4,131.73 | 2,356.53 |
| 50E004 | 1201 | 2130 | FICA/MJH-SI PARAPROFESSIONALS | 3,510.00 | 4,000.00 | 4,031.69 | 100.79 | 2,708.19 | 4,071.49 | 3,190.74 |
| 50E002 | 1201 | 2140 | MEDICARE/MES-SI STAFF | 2,145.00 | 3,000.00 | 3,012.81 | 100.43 | 3,268.92 | 2,284.81 | 1,769.46 |
| 50E003 | 1201 | 2140 | MEDICARE/MIS-SI STAFF | 1,272.00 | 3,000.00 | 2,328.23 | 77.61 | 3,176.66 | 1,657.99 | 1,146.49 |
| 50E004 | 1201 | 2140 | MEDICARE/MJH-SI STAFF | 2,550.00 | 2,550.00 | 1,546.00 | 60.63 | 1,508.96 | 2,807.21 | 2,491.88 |

| | | | Account Level | 2024-25 | 2024-25 | 2024-25 | 2024-25 | 2023-24 | 2022-23 | 2021-22 |
|--------|------|------|------------------------------|-----------------|----------------|---------------|---------|-------------|-------------|-------------|
| FDTLOC | FUNC | OBJ | Description | Original Budget | Revised Budget | FYTD Activity | FYTD % | FY Activity | FY Activity | FY Activity |
| 50E | 1201 | ---- | | 31,127.00 | 47,950.00 | 42,627.48 | 88.90 | 42,517.29 | 37,047.75 | 28,011.64 |
| | | | | ===== | ===== | ===== | ===== | ===== | ===== | ===== |
| 50E002 | 1210 | 2120 | IMRF/MES-RESOURCE PARAPRO | 12,532.00 | 15,000.00 | 15,294.31 | 101.96 | 10,558.13 | 11,976.36 | 11,798.41 |
| 50E003 | 1210 | 2120 | IMRF/MIS-RESOURCE PARAPRO | 5,200.00 | 5,200.00 | 5,191.64 | 99.84 | 4,820.45 | 4,845.85 | 4,630.28 |
| 50E004 | 1210 | 2120 | IMRF/MJH-RESOURCE PARAPRO | 11,000.00 | 8,000.00 | 7,185.48 | 89.82 | 15,016.60 | 10,663.73 | 9,805.51 |
| 50E002 | 1210 | 2130 | FICA/MES-RESOURCE PARAPRO | 6,100.00 | 9,500.00 | 9,260.96 | 97.48 | 6,452.16 | 6,819.54 | 5,835.01 |
| 50E003 | 1210 | 2130 | FICA/MIS-RESOURCE PARAPRO | 2,524.00 | 4,000.00 | 3,204.53 | 80.11 | 3,033.44 | 2,874.48 | 2,337.17 |
| 50E004 | 1210 | 2130 | FICA/MJH-RESOURCE PARAPRO | 5,540.00 | 5,540.00 | 4,420.90 | 79.80 | 9,526.24 | 6,292.72 | 4,828.69 |
| 50E002 | 1210 | 2140 | MEDICARE/MES-RESOURCE STAFF | 3,093.00 | 5,000.00 | 4,186.52 | 83.73 | 4,443.16 | 3,740.29 | 2,930.00 |
| 50E003 | 1210 | 2140 | MEDICARE/MIS-RESOURCE STAFF | 3,027.00 | 3,027.00 | 2,428.52 | 80.23 | 2,806.61 | 3,074.36 | 2,678.70 |
| 50E004 | 1210 | 2140 | MEDICARE/MJH-RESOURCE STAFF | 3,821.00 | 3,821.00 | 2,596.55 | 67.95 | 4,368.36 | 3,353.66 | 2,740.07 |
| | | | | ===== | ===== | ===== | ===== | ===== | ===== | ===== |
| 50E | 1210 | ---- | | 52,837.00 | 59,088.00 | 53,769.41 | 91.00 | 61,025.15 | 53,640.99 | 47,583.84 |
| | | | | ===== | ===== | ===== | ===== | ===== | ===== | ===== |
| 50E002 | 1223 | 2140 | MEDICARE/MES-SPEECH TEACHERS | 3,697.00 | 3,000.00 | 2,329.20 | 77.64 | 3,632.68 | 3,169.48 | 3,014.93 |
| 50E003 | 1223 | 2140 | MEDICARE/MIS-SPEECH TEACHERS | 507.00 | 507.00 | 833.60 | 164.42 | 1,136.85 | 900.31 | 454.21 |
| 50E004 | 1223 | 2140 | MEDICARE/MJH-SPEECH TEACHERS | 769.00 | 769.00 | 468.96 | 60.98 | 638.77 | 581.86 | 681.96 |
| | | | | ===== | ===== | ===== | ===== | ===== | ===== | ===== |
| 50E | 1223 | ---- | | 4,973.00 | 4,276.00 | 3,631.76 | 84.93 | 5,408.30 | 4,651.65 | 4,151.10 |
| | | | | ===== | ===== | ===== | ===== | ===== | ===== | ===== |
| 50E002 | 1225 | 2120 | IMRF/MES-IDEA - EC / PARA | 0.00 | 0.00 | 0.00 | 0.00 | 0.00 | 1,053.96 | 982.66 |
| 50E002 | 1225 | 2130 | FICA/MES-IDEA - EC / PARA | 0.00 | 0.00 | 0.00 | 0.00 | 0.00 | 586.31 | 496.15 |
| 50E002 | 1225 | 2140 | MEDICARE/MES-IDEA - EC | 0.00 | 0.00 | 0.00 | 0.00 | 0.00 | 136.53 | 116.10 |
| | | | | ===== | ===== | ===== | ===== | ===== | ===== | ===== |
| 50E | 1225 | ---- | | 0.00 | 0.00 | 0.00 | 0.00 | 0.00 | 1,776.80 | 1,594.91 |
| | | | | ===== | ===== | ===== | ===== | ===== | ===== | ===== |
| 50E002 | 1226 | 2120 | IMRF/MES - LOCAL EC - PARA | 5,213.00 | 5,213.00 | 4,815.16 | 92.37 | 5,286.45 | 3,329.72 | 4,777.66 |
| 50E002 | 1226 | 2130 | FICA/MES - LOCAL EC - PARA | 2,351.00 | 3,100.00 | 2,969.03 | 95.78 | 3,332.98 | 1,945.30 | 2,337.42 |
| 50E002 | 1226 | 2140 | MEDICARE/MES - LOCAL EC | 1,800.00 | 1,800.00 | 1,570.56 | 87.25 | 1,978.96 | 1,504.29 | 1,629.08 |
| | | | | ===== | ===== | ===== | ===== | ===== | ===== | ===== |
| 50E | 1226 | ---- | | 9,364.00 | 10,113.00 | 9,354.75 | 92.50 | 10,598.39 | 6,779.31 | 8,744.16 |
| | | | | ===== | ===== | ===== | ===== | ===== | ===== | ===== |
| 50E011 | 1251 | 2140 | MEDICARE-TITLE I | 971.00 | 971.00 | 971.00 | 100.00 | 934.18 | 848.69 | 809.69 |
| | | | | ===== | ===== | ===== | ===== | ===== | ===== | ===== |
| 50E | 1251 | ---- | | 971.00 | 971.00 | 971.00 | 100.00 | 934.18 | 848.69 | 809.69 |
| | | | | ===== | ===== | ===== | ===== | ===== | ===== | ===== |
| 50E017 | 1252 | 2120 | IMRF - ESSER 2 | 0.00 | 0.00 | 0.00 | 0.00 | 0.00 | 0.00 | 109.31 |
| 50E017 | 1252 | 2130 | FICA - ESSER 2 | 0.00 | 0.00 | 0.00 | 0.00 | 0.00 | 0.00 | 73.70 |
| 50E016 | 1252 | 2140 | MEDICARE - ESSER 3 | 0.00 | 0.00 | 0.00 | 0.00 | 1,573.99 | 1,194.32 | 0.00 |

| | | | Account Level | 2024-25 | 2024-25 | 2024-25 | 2024-25 | 2023-24 | 2022-23 | 2021-22 |
|--------|------|------|--------------------------------|-----------------|----------------|---------------|---------|-------------|-------------|-------------|
| FDTLOC | FUNC | OBJ | Description | Original Budget | Revised Budget | FYTD Activity | FYTD % | FY Activity | FY Activity | FY Activity |
| 50E017 | 1252 | 2140 | MEDICARE - ESSER 2 | 0.00 | 0.00 | 0.00 | 0.00 | 0.00 | 0.00 | 1,738.47 |
| | | | | ===== | ===== | ===== | ===== | ===== | ===== | ===== |
| 50E | 1252 | ---- | | 0.00 | 0.00 | 0.00 | 0.00 | 1,573.99 | 1,194.32 | 1,921.48 |
| | | | | ===== | ===== | ===== | ===== | ===== | ===== | ===== |
| 50E025 | 1253 | 2120 | IMRF - HIGH IMPACT TUTORING | 0.00 | 0.00 | 0.00 | 0.00 | 302.70 | 304.73 | 0.00 |
| 50E025 | 1253 | 2130 | FICA - HIGH IMPACT TUTORING | 0.00 | 0.00 | 0.00 | 0.00 | 197.19 | 199.54 | 0.00 |
| 50E025 | 1253 | 2140 | MEDICARE -HIGH IMPACT TUTORING | 0.00 | 0.00 | 0.00 | 0.00 | 217.02 | 233.58 | 0.00 |
| | | | | ===== | ===== | ===== | ===== | ===== | ===== | ===== |
| 50E | 1253 | ---- | | 0.00 | 0.00 | 0.00 | 0.00 | 716.91 | 737.85 | 0.00 |
| | | | | ===== | ===== | ===== | ===== | ===== | ===== | ===== |
| 50E002 | 1800 | 2120 | IMRF/MES - ELL AIDE | 100.00 | 0.00 | 0.00 | 0.00 | 0.00 | 0.00 | 0.00 |
| 50E002 | 1800 | 2130 | FICA/MES - ELL AIDE | 100.00 | 0.00 | 0.00 | 0.00 | 0.00 | 0.00 | 0.00 |
| 50E002 | 1800 | 2140 | MEDICARE/MES - ELL | 846.00 | 846.00 | 734.38 | 86.81 | 1,000.37 | 873.58 | 765.91 |
| 50E003 | 1800 | 2140 | MEDICARE/MIS-ELL | 334.00 | 700.00 | 651.62 | 93.09 | 815.26 | 668.38 | 280.94 |
| 50E004 | 1800 | 2140 | MEDICARE/MJH-ELL | 334.00 | 800.00 | 767.53 | 95.94 | 1,043.44 | 289.05 | 316.89 |
| | | | | ===== | ===== | ===== | ===== | ===== | ===== | ===== |
| 50E | 1800 | ---- | | 1,714.00 | 2,346.00 | 2,153.53 | 91.80 | 2,859.07 | 1,831.01 | 1,363.74 |
| | | | | ===== | ===== | ===== | ===== | ===== | ===== | ===== |
| 50E002 | 2113 | 2140 | MEDICARE/MES-SOCIAL WORKER | 2,024.00 | 2,500.00 | 2,207.62 | 88.30 | 2,123.60 | 1,911.85 | 1,754.43 |
| 50E003 | 2113 | 2140 | MEDICARE/MIS-SOCIAL WORKER | 2,000.00 | 0.00 | 0.00 | 0.00 | 840.76 | 599.00 | 0.00 |
| 50E004 | 2113 | 2140 | MEDICARE/MJH-SOCIAL WORKER | 1,566.00 | 1,566.00 | 1,356.28 | 86.61 | 1,850.91 | 1,609.33 | 1,385.30 |
| | | | | ===== | ===== | ===== | ===== | ===== | ===== | ===== |
| 50E | 2113 | ---- | | 5,590.00 | 4,066.00 | 3,563.90 | 87.65 | 4,815.27 | 4,120.18 | 3,139.73 |
| | | | | ===== | ===== | ===== | ===== | ===== | ===== | ===== |
| 50E002 | 2130 | 2120 | IMRF/MES-HEALTH SERVICES | 7,731.00 | 7,731.00 | 6,033.64 | 78.04 | 6,421.87 | 6,534.81 | 6,315.26 |
| 50E003 | 2130 | 2120 | IMRF/MIS-HEALTH SERVICES | 5,159.00 | 5,159.00 | 3,923.97 | 76.06 | 4,184.14 | 4,332.78 | 4,333.36 |
| 50E004 | 2130 | 2120 | IMRF/MJH-HEALTH SERVICES | 0.00 | 3,200.00 | 2,827.20 | 88.35 | 690.48 | 0.00 | 0.00 |
| 50E017 | 2130 | 2120 | IMRF - ESSER 2 | 0.00 | 0.00 | 0.00 | 0.00 | 0.00 | 0.00 | 127.50 |
| 50E002 | 2130 | 2130 | FICA/MES-HEALTH SERVICES | 3,486.00 | 5,000.00 | 3,779.19 | 75.58 | 4,107.99 | 3,936.50 | 3,181.81 |
| 50E003 | 2130 | 2130 | FICA/MIS-HEALTH SERVICES | 2,326.00 | 4,000.00 | 2,479.04 | 61.98 | 2,702.06 | 2,620.91 | 2,186.66 |
| 50E004 | 2130 | 2130 | FICA/MJH-HEALTH SERVICES | 0.00 | 2,200.00 | 1,827.18 | 83.05 | 448.20 | 0.00 | 0.00 |
| 50E017 | 2130 | 2130 | FICA - ESSER 2 | 0.00 | 0.00 | 0.00 | 0.00 | 0.00 | 0.00 | 57.49 |
| 50E002 | 2130 | 2140 | MEDICARE/MES-HEALTH SERVICES | 815.00 | 1,000.00 | 883.88 | 88.39 | 960.81 | 920.63 | 744.25 |
| 50E003 | 2130 | 2140 | MEDICARE/MIS-HEALTH SERVICES | 544.00 | 700.00 | 579.87 | 82.84 | 631.98 | 612.98 | 511.41 |
| 50E004 | 2130 | 2140 | MEDICARE/MJH-HEALTH SERVICES | 0.00 | 500.00 | 427.32 | 85.46 | 104.80 | 0.00 | 0.00 |
| 50E017 | 2130 | 2140 | MEDICARE - ESSER 2 | 0.00 | 0.00 | 0.00 | 0.00 | 0.00 | 0.00 | 29.66 |
| | | | | ===== | ===== | ===== | ===== | ===== | ===== | ===== |
| 50E | 2130 | ---- | | 20,061.00 | 29,490.00 | 22,761.29 | 77.18 | 20,252.33 | 18,958.61 | 17,487.40 |
| | | | | ===== | ===== | ===== | ===== | ===== | ===== | ===== |
| 50E004 | 2131 | 2120 | | 0.00 | 0.00 | 426.77 | 0.00 | 1,564.86 | 0.00 | 0.00 |

| | | | Account Level | 2024-25 | 2024-25 | 2024-25 | 2024-25 | 2023-24 | 2022-23 | 2021-22 |
|--------|------|------|--------------------------------|-----------------|----------------|---------------|---------|-------------|-------------|-------------|
| FDTLOC | FUNC | OBJ | Description | Original Budget | Revised Budget | FYTD Activity | FYTD % | FY Activity | FY Activity | FY Activity |
| 50E004 | 2131 | 2130 | | 0.00 | 0.00 | 268.91 | 0.00 | 986.04 | 0.00 | 0.00 |
| 50E004 | 2131 | 2140 | MEDICARE/MJH - NURSE-PEL | 0.00 | 100.00 | 62.88 | 62.88 | 483.37 | 582.97 | 554.88 |
| 50E | 2131 | ---- | | 0.00 | 100.00 | 758.56 | 758.56 | 3,034.27 | 582.97 | 554.88 |
| 50E010 | 2141 | 2120 | IMRF - BCBA | 6,750.00 | 6,500.00 | 5,166.10 | 79.48 | 0.00 | 0.00 | 0.00 |
| 50E010 | 2141 | 2130 | FICA - BCBA | 4,650.00 | 4,000.00 | 2,958.20 | 73.96 | 0.00 | 0.00 | 0.00 |
| 50E010 | 2141 | 2140 | MEDICARE - BCBA | 1,088.00 | 900.00 | 691.90 | 76.88 | 0.00 | 0.00 | 0.00 |
| 50E | 2141 | ---- | | 12,488.00 | 11,400.00 | 8,816.20 | 77.34 | 0.00 | 0.00 | 0.00 |
| 50E002 | 2143 | 2140 | MEDICARE/MES-PSYCHOLOGIST | 855.00 | 855.00 | 802.21 | 93.83 | 1,014.15 | 879.64 | 747.70 |
| 50E003 | 2143 | 2140 | MEDICARE/MIS-PSYCHOLOGIST | 0.00 | 0.00 | 0.00 | 0.00 | 136.08 | 1,146.04 | 952.76 |
| 50E004 | 2143 | 2140 | MEDICARE/MJH-PSYCHOLOGIST | 855.00 | 855.00 | 722.78 | 84.54 | 993.32 | 862.49 | 747.60 |
| 50E010 | 2143 | 2140 | MEDICARE-SCHOOL PSYCHOLOGIST | 0.00 | 0.00 | 0.00 | 0.00 | 0.00 | 9.25 | 0.00 |
| 50E | 2143 | ---- | | 1,710.00 | 1,710.00 | 1,524.99 | 89.18 | 2,143.55 | 2,897.42 | 2,448.06 |
| 50E002 | 2190 | 2140 | MEDICARE/MES-INTERVENTIONIST | 2,188.00 | 2,188.00 | 1,618.39 | 73.97 | 913.24 | 244.68 | 1,894.50 |
| 50E003 | 2190 | 2140 | MEDICARE/MIS-INTERVENTIONIST | 1,400.00 | 1,400.00 | 1,323.95 | 94.57 | 1,786.64 | 1,526.03 | 1,258.30 |
| 50E004 | 2190 | 2140 | MEDICARE/MJH-INTERVENTIONIST | 437.00 | 1,600.00 | 1,162.56 | 72.66 | 1,590.97 | 1,102.92 | 289.37 |
| 50E | 2190 | ---- | | 4,025.00 | 5,188.00 | 4,104.90 | 79.12 | 4,290.85 | 2,873.63 | 3,442.17 |
| 50E013 | 2210 | 2140 | MEDICARE - TITLE II STIPENDS | 0.00 | 0.00 | 22.45 | 0.00 | 0.00 | 0.00 | 164.56 |
| 50E016 | 2210 | 2140 | | 0.00 | 0.00 | 0.00 | 0.00 | 6.17 | 0.00 | 0.00 |
| 50E018 | 2210 | 2140 | MEDICARE - CURR DEVELOPMENT | 550.00 | 550.00 | 143.94 | 26.17 | 168.68 | 267.02 | 264.54 |
| 50E | 2210 | ---- | | 550.00 | 550.00 | 166.39 | 30.25 | 174.85 | 267.02 | 429.10 |
| 50E018 | 2211 | 2120 | IMRF - CURRICULUM SECRETARY | 6,466.00 | 6,466.00 | 4,325.79 | 66.90 | 4,593.92 | 4,882.01 | 6,046.15 |
| 50E018 | 2211 | 2130 | FICA - CURRICULUM | 2,915.00 | 2,915.00 | 2,730.24 | 93.66 | 2,965.48 | 2,921.67 | 3,008.58 |
| 50E018 | 2211 | 2140 | MEDICARE - CURRICULUM | 2,737.00 | 2,737.00 | 2,519.48 | 92.05 | 2,718.28 | 2,628.58 | 2,574.43 |
| 50E | 2211 | ---- | | 12,118.00 | 12,118.00 | 9,575.51 | 79.02 | 10,277.68 | 10,432.26 | 11,629.16 |
| 50E002 | 2212 | 2140 | MEDICARE/MES-INSTRUCTION COACH | 907.00 | 907.00 | 803.06 | 88.54 | 1,035.94 | 791.06 | 795.28 |
| 50E003 | 2212 | 2140 | MEDICARE/MIS-INSTRUCTION COACH | 880.00 | 880.00 | 803.05 | 91.26 | 1,032.14 | 770.23 | 778.98 |
| 50E004 | 2212 | 2140 | MEDICARE/MJH-INSTRUCTION COACH | 880.00 | 100.00 | 46.56 | 46.56 | 948.16 | 772.89 | 785.64 |

| | | | Account Level | 2024-25 | 2024-25 | 2024-25 | 2024-25 | 2023-24 | 2022-23 | 2021-22 |
|--------|------|------|--------------------------------|-----------------|----------------|---------------|---------|-------------|-------------|-------------|
| FDTLOC | FUNC | OBJ | Description | Original Budget | Revised Budget | FYTD Activity | FYTD % | FY Activity | FY Activity | FY Activity |
| 50E | 2212 | ---- | | 2,667.00 | 1,887.00 | 1,652.67 | 87.58 | 3,016.24 | 2,334.18 | 2,359.90 |
| | | | | ===== | ===== | ===== | ===== | ===== | ===== | ===== |
| 50E020 | 2312 | 2120 | IMRF - BOARD RECORDING SECRETA | 240.00 | 0.00 | 0.00 | 0.00 | 0.00 | 0.00 | 305.26 |
| 50E020 | 2312 | 2130 | FICA-BOARD RECORDING SECRETARY | 105.00 | 0.00 | 0.00 | 0.00 | 0.00 | 0.00 | 149.49 |
| 50E020 | 2312 | 2140 | MEDICARE - BOARD RECORDING SEC | 25.00 | 0.00 | 0.00 | 0.00 | 0.00 | 0.00 | 34.97 |
| | | | | ===== | ===== | ===== | ===== | ===== | ===== | ===== |
| 50E | 2312 | ---- | | 370.00 | 0.00 | 0.00 | 0.00 | 0.00 | 0.00 | 489.72 |
| | | | | ===== | ===== | ===== | ===== | ===== | ===== | ===== |
| 50E021 | 2320 | 2120 | IMRF-SUPERINTENDENTS OFFICE | 9,344.00 | 9,344.00 | 8,758.77 | 93.74 | 10,929.93 | 9,798.73 | 8,533.98 |
| 50E021 | 2320 | 2130 | FICA-SUPERINTENDENTS OFFICE | 4,213.00 | 4,213.00 | 4,453.04 | 105.70 | 6,708.04 | 5,947.53 | 4,240.72 |
| 50E021 | 2320 | 2140 | FICA-MEDICARE-SUPERINTENDENTS | 3,701.00 | 3,701.00 | 3,595.68 | 97.15 | 4,176.18 | 3,910.47 | 3,432.61 |
| | | | | ===== | ===== | ===== | ===== | ===== | ===== | ===== |
| 50E | 2320 | ---- | | 17,258.00 | 17,258.00 | 16,807.49 | 97.39 | 21,814.15 | 19,656.73 | 16,207.31 |
| | | | | ===== | ===== | ===== | ===== | ===== | ===== | ===== |
| 50E002 | 2410 | 2120 | IMRF/MES- AA SCHOOL PROFS | 11,611.00 | 11,611.00 | 8,147.40 | 70.17 | 8,658.17 | 9,303.02 | 10,104.52 |
| 50E003 | 2410 | 2120 | IMRF/MIS- AA SCHOOL PROFS | 10,104.00 | 10,104.00 | 9,063.23 | 89.70 | 9,557.89 | 10,164.18 | 9,425.23 |
| 50E004 | 2410 | 2120 | IMRF/MJH- AA SCHOOL PROFS | 11,015.00 | 11,015.00 | 8,964.79 | 81.39 | 8,941.29 | 9,435.80 | 10,015.12 |
| 50E002 | 2410 | 2130 | FICA/MES- AA SCHOOL PROFS | 5,235.00 | 5,235.00 | 4,254.63 | 81.27 | 4,790.92 | 4,966.95 | 5,037.35 |
| 50E003 | 2410 | 2130 | FICA/MIS- AA SCHOOL PROFS | 5,011.00 | 5,011.00 | 5,354.40 | 106.85 | 6,073.72 | 5,094.35 | 4,592.21 |
| 50E004 | 2410 | 2130 | FICA/MJH- AA SCHOOL PROFS | 5,453.00 | 5,453.00 | 5,005.34 | 91.79 | 5,356.34 | 4,240.37 | 4,436.23 |
| 50E002 | 2410 | 2140 | MEDICARE/MES-PRINCIPALS, AA'S | 3,953.00 | 3,953.00 | 3,452.66 | 87.34 | 3,824.62 | 3,758.45 | 3,663.76 |
| 50E003 | 2410 | 2140 | MEDICARE-MIS-PRINCIPAL, AA'S | 2,697.00 | 2,697.00 | 2,596.73 | 96.28 | 2,878.87 | 2,754.41 | 2,424.11 |
| 50E004 | 2410 | 2140 | MEDICARE/MJH-PRINCIPALS, AA'S | 4,468.00 | 4,468.00 | 4,170.57 | 93.34 | 4,474.27 | 4,049.43 | 3,945.68 |
| | | | | ===== | ===== | ===== | ===== | ===== | ===== | ===== |
| 50E | 2410 | ---- | | 59,547.00 | 59,547.00 | 51,009.75 | 85.66 | 54,556.09 | 53,766.96 | 53,644.21 |
| | | | | ===== | ===== | ===== | ===== | ===== | ===== | ===== |
| 50E030 | 2510 | 2120 | IMRF - BUSINESS OFFICE | 2,329.00 | 2,329.00 | 1,978.32 | 84.94 | 9,313.77 | 9,204.41 | 2,109.37 |
| 50E030 | 2510 | 2130 | FICA - BUSINESS OFFICE | 1,050.00 | 1,050.00 | 998.45 | 95.09 | 5,786.73 | 6,152.53 | 992.56 |
| 50E030 | 2510 | 2140 | MEDICARE - BUSINESS OFFICE | 925.00 | 925.00 | 852.77 | 92.19 | 2,013.31 | 2,073.50 | 837.35 |
| | | | | ===== | ===== | ===== | ===== | ===== | ===== | ===== |
| 50E | 2510 | ---- | | 4,304.00 | 4,304.00 | 3,829.54 | 88.98 | 17,113.81 | 17,430.44 | 3,939.28 |
| | | | | ===== | ===== | ===== | ===== | ===== | ===== | ===== |
| 50E030 | 2525 | 2120 | IMRF - ACCOUNTING | 14,841.00 | 7,000.00 | 5,343.19 | 76.33 | 5,710.28 | 5,824.86 | 11,897.46 |
| 50E030 | 2525 | 2130 | FICA- ACCOUNTING | 6,692.00 | 5,000.00 | 3,365.84 | 67.32 | 3,694.67 | 3,521.82 | 6,766.00 |
| 50E030 | 2525 | 2140 | MEDICARE - ACCOUNTING | 1,565.00 | 1,000.00 | 787.26 | 78.73 | 864.18 | 823.71 | 1,582.35 |
| | | | | ===== | ===== | ===== | ===== | ===== | ===== | ===== |
| 50E | 2525 | ---- | | 23,098.00 | 13,000.00 | 9,496.29 | 73.05 | 10,269.13 | 10,170.39 | 20,245.81 |
| | | | | ===== | ===== | ===== | ===== | ===== | ===== | ===== |
| 50E031 | 2541 | 2120 | IMRF-O&M CUSTODIAN/MAINTENANCE | 11,995.00 | 10,000.00 | 8,105.45 | 81.05 | 8,618.21 | 8,466.57 | 7,908.32 |
| 50E031 | 2541 | 2130 | FICA - O & M DIRECTOR | 5,409.00 | 5,409.00 | 5,128.31 | 94.81 | 5,573.41 | 5,117.84 | 4,096.72 |

| | | | Account Level | 2024-25 | 2024-25 | 2024-25 | 2024-25 | 2023-24 | 2022-23 | 2021-22 |
|---------------|------|------|--------------------------------|-----------------|----------------|---------------|---------|-------------|-------------|-------------|
| FDTLOC | FUNC | OBJ | Description | Original Budget | Revised Budget | FYTD Activity | FYTD % | FY Activity | FY Activity | FY Activity |
| 50E031 | 2541 | 2140 | MEDICARE - O & M ADMIN & DIR | 1,924.00 | 1,924.00 | 1,800.39 | 93.58 | 1,944.20 | 1,812.67 | 1,545.61 |
| 50E 2541 ---- | | | | 19,328.00 | 17,333.00 | 15,034.15 | 86.74 | 16,135.82 | 15,397.08 | 13,550.65 |
| | | | | ===== | ===== | ===== | ===== | ===== | ===== | ===== |
| 50E031 | 2542 | 2120 | IMRF-O&M CUSTODIAL/MAINTENANCE | 3,248.00 | 2,000.00 | 1,483.74 | 74.19 | 1,877.70 | 2,308.34 | 3,001.20 |
| 50E031 | 2542 | 2130 | FICA-O&M CUSTODIAN/MAINTENANCE | 3,000.00 | 3,000.00 | 2,021.87 | 67.40 | 2,719.35 | 2,368.98 | 3,067.62 |
| 50E031 | 2542 | 2140 | MEDICARE-O&M CUSTODIAN/MAINTEN | 750.00 | 750.00 | 472.83 | 63.04 | 636.03 | 554.13 | 717.40 |
| 50E 2542 ---- | | | | 6,998.00 | 5,750.00 | 3,978.44 | 69.19 | 5,233.08 | 5,231.45 | 6,786.22 |
| | | | | ===== | ===== | ===== | ===== | ===== | ===== | ===== |
| 50E032 | 2550 | 2120 | IMRF-TRANSPORTATION COORDINATO | 3,551.00 | 6,000.00 | 5,705.79 | 95.10 | 5,814.88 | 5,965.10 | 4,224.33 |
| 50E032 | 2550 | 2130 | FICA-TRANSPORTATION COORDINATO | 1,975.00 | 5,000.00 | 3,576.01 | 71.52 | 3,730.14 | 3,552.40 | 2,262.20 |
| 50E032 | 2550 | 2140 | MEDICARE-TRANSPORT-ADMIN,COORD | 1,121.00 | 1,600.00 | 1,437.28 | 89.83 | 1,512.95 | 1,446.55 | 1,116.42 |
| 50E 2550 ---- | | | | 6,647.00 | 12,600.00 | 10,719.08 | 85.07 | 11,057.97 | 10,964.05 | 7,602.95 |
| | | | | ===== | ===== | ===== | ===== | ===== | ===== | ===== |
| 50E017 | 2551 | 2120 | IMRF - ESSER 2 | 0.00 | 0.00 | 0.00 | 0.00 | 0.00 | 0.00 | 348.23 |
| 50E032 | 2551 | 2120 | IMRF-BUS DRIVERS & CLERICAL | 34,014.00 | 29,000.00 | 23,207.77 | 80.03 | 28,486.93 | 25,200.16 | 30,233.63 |
| 50E017 | 2551 | 2130 | FICA - ESSER 2 | 0.00 | 0.00 | 0.00 | 0.00 | 0.00 | 0.00 | 157.01 |
| 50E032 | 2551 | 2130 | FICA-BUS DRIVERS & CLERICAL | 17,000.00 | 17,000.00 | 15,163.48 | 89.20 | 18,819.27 | 15,494.44 | 16,126.84 |
| 50E017 | 2551 | 2140 | MEDICARE - ESSER 2 | 0.00 | 0.00 | 0.00 | 0.00 | 0.00 | 0.00 | 36.71 |
| 50E032 | 2551 | 2140 | MEDICARE-BUS DRIVERS & CLERICA | 4,000.00 | 4,000.00 | 3,549.64 | 88.74 | 4,401.16 | 3,623.54 | 3,771.55 |
| 50E 2551 ---- | | | | 55,014.00 | 50,000.00 | 41,920.89 | 83.84 | 51,707.36 | 44,318.14 | 50,673.97 |
| | | | | ===== | ===== | ===== | ===== | ===== | ===== | ===== |
| 50E033 | 2561 | 2120 | IMRF-FOOD SERVICE DIRECTOR | 7,363.00 | 7,363.00 | 7,129.60 | 96.83 | 5,762.39 | 5,807.23 | 6,666.79 |
| 50E033 | 2561 | 2130 | FICA-FOOD SERVICE DIRECTOR | 3,320.00 | 4,500.00 | 4,515.39 | 100.34 | 3,729.23 | 3,511.04 | 3,367.19 |
| 50E033 | 2561 | 2140 | MEDICARE-FOOD SERVICE DIRECTOR | 776.00 | 1,200.00 | 1,055.89 | 87.99 | 872.25 | 821.08 | 787.41 |
| 50E 2561 ---- | | | | 11,459.00 | 13,063.00 | 12,700.88 | 97.23 | 10,363.87 | 10,139.35 | 10,821.39 |
| | | | | ===== | ===== | ===== | ===== | ===== | ===== | ===== |
| 50E002 | 2562 | 2120 | IMRF/MES FOOD SERVICE | 6,516.00 | 6,516.00 | 4,667.62 | 71.63 | 5,034.31 | 5,193.21 | 5,246.29 |
| 50E003 | 2562 | 2120 | IMRF/MIS FOOD SERVICE | 2,000.00 | 900.00 | 602.02 | 66.89 | 639.10 | 1,154.15 | 1,280.52 |
| 50E004 | 2562 | 2120 | IMRF/MJH FOOD SERVICE | 4,000.00 | 4,000.00 | 3,188.60 | 79.72 | 3,400.98 | 3,352.72 | 3,468.99 |
| 50E002 | 2562 | 2130 | FICA/MES-FOOD SERVICE | 5,197.00 | 6,000.00 | 6,012.40 | 100.21 | 6,587.55 | 5,617.40 | 4,458.36 |
| 50E003 | 2562 | 2130 | FICA/MIS-FOOD SERVICE | 713.00 | 713.00 | 629.84 | 88.34 | 676.74 | 707.26 | 643.82 |
| 50E004 | 2562 | 2130 | FICA/MJH-FOOD SERVICE | 2,200.00 | 2,200.00 | 2,015.64 | 91.62 | 2,189.50 | 2,038.51 | 1,743.41 |
| 50E002 | 2562 | 2140 | MEDICARE/MES-FOOD SERVICE | 1,216.00 | 1,600.00 | 1,406.18 | 87.89 | 1,540.75 | 1,313.77 | 1,042.70 |
| 50E003 | 2562 | 2140 | MEDICARE/MIS-FOOD SERVICE | 167.00 | 167.00 | 147.24 | 88.17 | 158.20 | 165.36 | 150.49 |
| 50E004 | 2562 | 2140 | MEDICARE/MJH-FOOD SERVICE | 515.00 | 515.00 | 471.39 | 91.53 | 512.05 | 476.77 | 407.76 |

| FDTLOC | FUNC | OBJ | Account Level | | 2024-25 | 2024-25 | 2024-25 | 2024-25 | 2023-24 | 2022-23 | 2021-22 |
|--------|------|------|-------------------------------|--|-----------------|----------------|---------------|---------|-------------|-------------|-------------|
| | | | Description | | Original Budget | Revised Budget | FYTD Activity | FYTD % | FY Activity | FY Activity | FY Activity |
| 50E | 2562 | ---- | | | 22,524.00 | 22,611.00 | 19,140.93 | 84.65 | 20,739.18 | 20,019.15 | 18,442.34 |
| | | | | | ===== | ===== | ===== | ===== | ===== | ===== | ===== |
| 50E021 | 2633 | 2130 | FICA-DISTRICT PUBLIC REL | | 967.00 | 250.00 | 242.96 | 97.18 | 563.58 | 531.96 | 489.18 |
| 50E021 | 2633 | 2140 | MEDICARE-DISTRICT PUBLIC REL | | 226.00 | 60.00 | 56.84 | 94.73 | 131.84 | 124.45 | 114.46 |
| | | | | | ===== | ===== | ===== | ===== | ===== | ===== | ===== |
| 50E | 2633 | ---- | | | 1,193.00 | 310.00 | 299.80 | 96.71 | 695.42 | 656.41 | 603.64 |
| | | | | | ===== | ===== | ===== | ===== | ===== | ===== | ===== |
| 50E030 | 2640 | 2120 | IMRF - HR COORDINATOR | | 8,000.00 | 8,000.00 | 6,836.72 | 85.46 | 0.00 | 0.00 | 0.00 |
| 50E030 | 2640 | 2130 | FICA - HR COORDINATOR | | 4,883.00 | 4,883.00 | 4,278.85 | 87.63 | 0.00 | 0.00 | 0.00 |
| 50E030 | 2640 | 2140 | MEDICARE - HR COORDINATOR | | 1,142.00 | 1,142.00 | 1,000.71 | 87.63 | 0.00 | 0.00 | 0.00 |
| | | | | | ===== | ===== | ===== | ===== | ===== | ===== | ===== |
| 50E | 2640 | ---- | | | 14,025.00 | 14,025.00 | 12,116.28 | 86.39 | 0.00 | 0.00 | 0.00 |
| | | | | | ===== | ===== | ===== | ===== | ===== | ===== | ===== |
| 50E002 | 2660 | 2120 | IMRF/MES-TECH SUPPORT | | 5,099.00 | 7,000.00 | 6,741.24 | 96.30 | 7,135.64 | 6,160.04 | 4,779.23 |
| 50E003 | 2660 | 2120 | IMRF/MIS-TECH SUPPORT | | 5,557.00 | 5,557.00 | 5,013.88 | 90.23 | 5,332.49 | 5,376.10 | 5,031.65 |
| 50E004 | 2660 | 2120 | IMRF/MJH-TECH SUPPORT | | 5,491.00 | 6,000.00 | 5,924.28 | 98.74 | 6,319.73 | 5,594.03 | 5,069.57 |
| 50E005 | 2660 | 2120 | IMRF-COMPUTER TECH DIRECTOR | | 12,650.00 | 12,650.00 | 10,814.39 | 85.49 | 11,096.87 | 11,462.40 | 12,774.37 |
| 50E002 | 2660 | 2130 | FICA-MES-TECH SUPPORT | | 2,299.00 | 4,500.00 | 4,113.58 | 91.41 | 4,112.82 | 3,551.20 | 2,374.35 |
| 50E003 | 2660 | 2130 | FICA-MIS-TECH SUPPORT | | 2,506.00 | 3,200.00 | 3,070.64 | 95.96 | 3,206.96 | 3,130.42 | 2,505.62 |
| 50E004 | 2660 | 2130 | FICA-MJH-TECH SUPPORT | | 2,476.00 | 4,000.00 | 3,654.66 | 91.37 | 3,788.52 | 3,285.95 | 2,521.27 |
| 50E005 | 2660 | 2130 | FICA-COMPUTER TECH DIRECTOR | | 6,500.00 | 7,200.00 | 7,535.87 | 104.66 | 7,852.08 | 7,353.55 | 6,550.38 |
| 50E002 | 2660 | 2140 | MEDICARE/MES-TECH SUPPORT | | 538.00 | 1,000.00 | 962.01 | 96.20 | 962.00 | 830.47 | 555.32 |
| 50E003 | 2660 | 2140 | MEDICARE/MIS-TECH SUPPORT | | 586.00 | 1,000.00 | 718.06 | 71.81 | 750.11 | 732.17 | 586.04 |
| 50E004 | 2660 | 2140 | MEDICARE/MJH-TECH SUPPORT | | 579.00 | 1,200.00 | 854.70 | 71.23 | 885.94 | 768.46 | 589.67 |
| 50E005 | 2660 | 2140 | MEDICARE-COMPUTER TECH DIRECT | | 1,600.00 | 1,800.00 | 1,762.48 | 97.92 | 1,836.36 | 1,719.85 | 1,532.07 |
| | | | | | ===== | ===== | ===== | ===== | ===== | ===== | ===== |
| 50E | 2660 | ---- | | | 45,881.00 | 55,107.00 | 51,165.79 | 92.85 | 53,279.52 | 49,964.64 | 44,869.54 |
| | | | | | ===== | ===== | ===== | ===== | ===== | ===== | ===== |
| 50E010 | 3700 | 2140 | MEDICARE/IDEA | | 371.00 | 0.00 | 0.00 | 0.00 | 0.00 | 0.00 | 0.00 |
| | | | | | ===== | ===== | ===== | ===== | ===== | ===== | ===== |
| 50E | 3700 | ---- | | | 371.00 | 0.00 | 0.00 | 0.00 | 0.00 | 0.00 | 0.00 |
| | | | | | ===== | ===== | ===== | ===== | ===== | ===== | ===== |
| | | | | | ===== | ===== | ===== | ===== | ===== | ===== | ===== |
| 50E | ---- | ---- | | | 598,710.00 | 624,272.00 | 538,986.08 | 86.34 | 606,520.09 | 558,973.76 | 510,147.04 |
| | | | | | ===== | ===== | ===== | ===== | ===== | ===== | ===== |

| Account Level | | | | 2024-25 | 2024-25 | 2024-25 | 2024-25 | 2023-24 | 2022-23 | 2021-22 |
|---------------|------|------|--------------------------------|-----------------|----------------|---------------|---------|-------------|-------------|-------------|
| FDTLOC | FUNC | OBJ | Description | Original Budget | Revised Budget | FYTD Activity | FYTD % | FY Activity | FY Activity | FY Activity |
| 70E030 | 8110 | 6600 | TRANSFER-WORKING CASH ABATEMEN | 244,500.00 | 244,500.00 | 244,500.00 | 100.00 | 0.00 | 0.00 | 0.00 |
| | | | | | | | | | | |
| 70E | 8110 | ---- | | 244,500.00 | 244,500.00 | 244,500.00 | 100.00 | 0.00 | 0.00 | 0.00 |
| | | | | ===== | ===== | ===== | ===== | ===== | ===== | ===== |
| | | | | | | | | | | |
| 70E | ---- | ---- | | 244,500.00 | 244,500.00 | 244,500.00 | 100.00 | 0.00 | 0.00 | 0.00 |
| | | | | ===== | ===== | ===== | ===== | ===== | ===== | ===== |

| | | | Account Level | 2024-25 | 2024-25 | 2024-25 | 2024-25 | 2023-24 | 2022-23 | 2021-22 |
|--------|------|------|---------------------|-----------------|----------------|---------------|---------|---------------|---------------|---------------|
| FDTLOC | FUNC | OBJ | Description | Original Budget | Revised Budget | FYTD Activity | FYTD % | FY Activity | FY Activity | FY Activity |
| 80E030 | 2365 | 3810 | LIABILITY INSURANCE | 10,000.00 | 0.00 | 0.00 | 0.00 | 0.00 | 50,000.00 | 97,040.00 |
| | | | | ===== | ===== | ===== | ===== | ===== | ===== | ===== |
| 80E | 2365 | ---- | | 10,000.00 | 0.00 | 0.00 | 0.00 | 0.00 | 50,000.00 | 97,040.00 |
| | | | | ===== | ===== | ===== | ===== | ===== | ===== | ===== |
| 80E | ---- | ---- | | 10,000.00 | 0.00 | 0.00 | 0.00 | 0.00 | 50,000.00 | 97,040.00 |
| | | | | ===== | ===== | ===== | ===== | ===== | ===== | ===== |
| --E | ---- | ---- | | 28,127,223.00 | 29,123,972.50 | 22,872,169.54 | 78.53 | 27,164,730.26 | 24,036,854.53 | 19,581,633.65 |
| | | | | ===== | ===== | ===== | ===== | ===== | ===== | ===== |

| Account Level | | 2024-25 | 2024-25 | 2024-25 | 2024-25 | 2023-24 | 2022-23 | 2021-22 |
|------------------|-------------|-----------------|----------------|---------------|---------|---------------|---------------|---------------|
| FDTLOC FUNC OBJ | Description | Original Budget | Revised Budget | FYTD Activity | FYTD % | FY Activity | FY Activity | FY Activity |
| Grand Revenue To | | 26,207,295.00 | 26,936,784.00 | 14,555,705.95 | 54.04 | 26,537,954.01 | 22,938,558.24 | 24,217,418.11 |
| Grand Expense To | | 28,127,223.00 | 29,123,972.50 | 22,872,169.54 | 78.53 | 27,164,730.26 | 24,036,854.53 | 19,581,633.65 |
| Grand Totals | | 1,919,928.00 | 2,187,188.50 | 8,316,463.59 | 380.24 | 626,776.25 | 1,098,296.29 | 4,635,784.46 |
| | | Loss | Loss | Loss | | Loss | Loss | Profit |

Number of Accounts: 1002

***** End of report *****